

HARNESS RACING VICTORIA

# Shepparton VIC - C-CLASS

## Race 1: NEATLINE HOMES 3YO PACE - 2190m

18 May 2022 - 5:16PM




RANK	TAB	Horse/ Driver	Top Speed (Km/h)	Fastest Section	First 50m	First 100m	First 200m	First Half	Middle Half	Last Half	Lead Time	1st Quarter	2nd Quarter	3rd Quarter	4th Quarter	Last Mile	Mile Rate	Distance Travelled	Gross Time/ Margin
					04.03	07.18	13.73	1:43.01	2:11.10	2:41.17	0:41.89	1:13.25 (0:31.36)	1:43.01 (0:29.76)	2:11.10 (0:28.10)	2:41.17 (0:30.07)				
1	1	ALWAYS LOCKSLEY	60.54	0:28.10	04.08	07.27	13.74	1:01.11	0:57.85	0:58.17	0:41.89 [1]	1:13.25 [1]	1:43.01 [1]	2:11.10 [1]	2:41.17 [1]	1:59.27	1:58.53	+2m	2:41.17
		Rebecca Bartley	Lead	Q3			193m	807m	806m	809m	569m	405m	403m	404m	406m				
2	5	NO NEIGH PHILTRA	61.11	0:28.06	04.03	07.18	13.73	1:01.03	0:57.74	0:58.19	0:42.02 [2]	1:13.37 [2]	1:43.06 [2]	2:11.11 [2]	2:41.24 [2]	1:59.21	1:58.53	+23m	0.99m
		James Herbertson	Lead	Q3			194m	815m	813m	816m	575m	410m	406m	408m	409m				
3	7	LE SPARTACUS	56.08	0:28.00	04.33	07.94	15.50	1:00.94	0:57.88	0:57.73	0:43.62 [9]	1:14.68 [9]	1:44.56 [9]	2:12.56 [7]	2:42.28 [3]	1:58.67	1:59.34	+19m	15.14m
		Chris Svanosio	Lead	Q3			197m	816m	812m	811m	579m	411m	406m	407m	405m				
4	9	REALLY WHISKY	60.15	0:28.47	04.41	07.61	14.09	1:01.22	0:58.28	0:59.13	0:42.19 [3]	1:13.60 [3]	1:43.41 [3]	2:11.89 [3]	2:42.55 [4]	2:00.36	1:59.56	0m	18.61m
		Justin Campbell	Lead	Q3			200m	807m	805m	808m	576m	405m	403m	404m	405m				
5	4	INTERPRETATION	57.85	0:28.23	04.13	07.56	14.47	1:01.18	0:58.02	0:58.91	0:42.55 [5]	1:13.93 [5]	1:43.73 [5]	2:11.95 [5]	2:42.63 [5]	2:00.08	1:59.56	+9m	19.67m
		Alex Ashwood	Lead	Q3			194m	807m	810m	817m	571m	405m	403m	408m	410m				
6	12	VERY TEMPTING	57.87	0:28.33	04.54	07.96	14.81	1:01.10	0:58.10	0:59.24	0:42.67 [6]	1:14.00 [6]	1:43.78 [6]	2:12.11 [6]	2:43.02 [6]	2:00.35	1:59.86	+29m	24.92m
		Glenn Bull	Lead	Q3			202m	815m	816m	823m	583m	410m	406m	411m	413m				
7	11	ARCHAA	56.94	0:28.48	04.67	08.13	14.89	1:01.03	0:58.34	0:59.63	0:43.12 [7]	1:14.30 [7]	1:44.15 [8]	2:12.64 [8]	2:43.79 [7]	2:00.67	2:00.44	+7m	35.20m
		Christopher Shinn	Lead	Q3			200m	805m	809m	817m	577m	404m	402m	408m	410m				

Note: Timing is based on positional data

[ ] Indicates rank at the end of each section

-:--:- No data available for this section

N/A Information not available



HARNESS RACING VICTORIA

# Shepparton VIC - C-CLASS

## Race 1: NEATLINE HOMES 3YO PACE - 2190m

18 May 2022 - 5:16PM



RANK	TAB	Horse/ Driver	Top Speed (Km/h)	Fastest Section	First 50m	First 100m	First 200m	First Half	Middle Half	Last Half	Lead Time	1st Quarter	2nd Quarter	3rd Quarter	4th Quarter	Last Mile	Mile Rate	Distance Travelled	Gross Time/ Margin
					04.03	07.18	13.73	1:43.01	2:11.10	2:41.17	0:41.89	1:13.25 (0:31.36)	1:43.01 (0:29.76)	2:11.10 (0:28.10)	2:41.17 (0:30.07)				
8	6	<b>CHAMPIONNE</b>	<b>57.37</b>	<b>0:28.60</b>	<b>04.19</b>	<b>07.64</b>	<b>15.15</b>	1:01.00	0:58.40	0:59.88	0:43.12 [8]	<b>1:14.34 [8]</b>	<b>1:44.13 [7]</b>	<b>2:12.73 [9]</b>	<b>2:44.01 [8]</b>	2:00.88	2:00.59	<b>+31m</b>	<b>38.11m</b>
		Damian Wilson	Lead	Q3			196m	816m	817m	823m	577m	410m	407m	410m	414m				
9	3	<b>EXPLOSIVE BRONSKI</b>	<b>59.62</b>	<b>0:28.49</b>	<b>04.06</b>	<b>07.33</b>	<b>14.06</b>	1:01.11	0:58.23	1:00.65	0:42.30 [4]	<b>1:13.69 [4]</b>	<b>1:43.42 [4]</b>	<b>2:11.92 [4]</b>	<b>2:44.07 [9]</b>	2:01.76	2:00.66	<b>+22m</b>	<b>38.78m</b>
		Stacey Towers	Lead	Q3			193m	816m	813m	815m	575m	410m	406m	407m	408m				
10	2	<b>MACHS LAST NZ</b>	<b>53.09</b>	<b>0:32.71</b>	<b>04.47</b>	<b>08.77</b>	<b>20.70</b>	1:07.86	1:06.92	1:09.56	0:58.17 [10]	<b>1:33.33 [10]</b>	<b>2:06.03 [10]</b>	<b>2:40.24 [10]</b>	<b>3:15.60 [10]</b>	2:17.43	2:23.81	<b>+19m</b>	<b>252.50m</b>
		Laura Crossland	Lead	Q2			199m	813m	811m	815m	581m	410m	404m	408m	408m				


Scratched: CLASSICALLY SMOOTH (8), SPEEDY SPIDA (10), KELLYS DELIGHT (13)

Note: Timing is based on positional data

[ ] Indicates rank at the end of each section

-:--:-- No data available for this section

N/A Information not available



HARNESS RACING VICTORIA

# Shepparton VIC - C-CLASS

## Race 2: YOUR SOLD REAL ESTATE PACE - 2190m

18 May 2022 - 5:53PM




RANK	TAB	Horse/ Driver	Top Speed (Km/h)	Fastest Section	First 50m	First 100m	First 200m	First Half	Middle Half	Last Half	Lead Time	1st Quarter	2nd Quarter	3rd Quarter	4th Quarter	Last Mile	Mile Rate	Distance Travelled	Gross Time/ Margin
					03.97	07.06	13.81	1:44.74	2:14.20	2:43.22	0:43.33	1:14.31 (0:30.99)	1:44.74 (0:30.43)	2:14.20 (0:29.46)	2:43.22 (0:29.01)				
1	4	<b>SHEZABLUCHIP</b>	<b>61.66</b>	<b>0:29.01</b>	<b>03.90</b>	<b>07.06</b>	<b>13.81</b>	1:01.42	0:59.89	0:58.47	0:43.32 [1]	<b>1:14.31 [1]</b>	<b>1:44.74 [1]</b>	<b>2:14.20 [1]</b>	<b>2:43.22 [1]</b>	1:59.89	2:00.04	<b>+5m</b>	<b>2:43.22</b>
		Glenn Bull	Lead	Q4				201m	808m	809m	811m	579m	405m	403m	406m				
2	11	<b>MISS HERMES</b>	<b>56.46</b>	<b>0:28.57</b>	<b>04.54</b>	<b>08.13</b>	<b>16.12</b>	1:00.68	0:58.80	0:57.40	0:45.19 [9]	<b>1:15.90 [10]</b>	<b>1:45.87 [9]</b>	<b>2:14.70 [4]</b>	<b>2:43.28 [2]</b>	1:58.09	2:00.04	<b>+29m</b>	<b>0.87m</b>
		Nathan Jack	Lead	Q4				201m	820m	821m	821m	580m	411m	410m	412m				
3	6	<b>KENDYS BUTTERFLY</b>	<b>58.30</b>	<b>0:28.81</b>	<b>03.99</b>	<b>07.35</b>	<b>14.45</b>	1:00.73	0:58.82	0:57.74	0:44.87 [8]	<b>1:15.61 [8]</b>	<b>1:45.61 [7]</b>	<b>2:14.43 [2]</b>	<b>2:43.35 [3]</b>	1:58.48	2:00.12	<b>+35m</b>	<b>1.80m</b>
		James Herbertson	Lead	Q3				203m	819m	820m	819m	590m	410m	410m	411m				
4	5	<b>FLAME LADY NZ</b>	<b>60.09</b>	<b>0:28.91</b>	<b>03.97</b>	<b>07.19</b>	<b>13.95</b>	1:01.07	1:00.05	0:58.72	0:44.20 [4]	<b>1:15.03 [5]</b>	<b>1:45.28 [4]</b>	<b>2:15.08 [7]</b>	<b>2:43.99 [4]</b>	1:59.79	2:00.56	<b>+29m</b>	<b>10.47m</b>
		Josh Duggan	Lead	Q4				202m	817m	814m	819m	586m	411m	406m	408m				
5	9	<b>FANTASY BEACH</b>	<b>57.77</b>	<b>0:29.28</b>	<b>04.41</b>	<b>07.78</b>	<b>14.68</b>	1:01.19	0:59.89	0:58.82	0:44.14 [3]	<b>1:15.02 [4]</b>	<b>1:45.34 [5]</b>	<b>2:14.90 [5]</b>	<b>2:44.17 [5]</b>	2:00.02	2:00.71	<b>+5m</b>	<b>12.86m</b>
		Brad Chisholm	Lead	Q4				201m	807m	808m	812m	577m	405m	403m	406m				
6	1	<b>TARA LEEANN</b>	<b>57.97</b>	<b>0:29.53</b>	<b>04.07</b>	<b>07.47</b>	<b>14.30</b>	1:01.26	0:59.85	0:59.95	0:43.78 [2]	<b>1:14.71 [2]</b>	<b>1:45.04 [3]</b>	<b>2:14.56 [3]</b>	<b>2:44.98 [6]</b>	2:01.20	2:01.28	<b>+3m</b>	<b>23.40m</b>
		Mark Buckingham	Lead	Q3				201m	806m	807m	810m	577m	404m	403m	405m				
7	10	<b>ANOTHER SPARKY</b>	<b>58.67</b>	<b>0:29.68</b>	<b>04.26</b>	<b>07.60</b>	<b>14.56</b>	1:01.14	1:00.00	0:59.64	0:44.49 [6]	<b>1:15.32 [6]</b>	<b>1:45.64 [8]</b>	<b>2:15.32 [8]</b>	<b>2:45.28 [7]</b>	2:00.78	2:01.51	<b>+9m</b>	<b>27.67m</b>
		Tayla French	Lead	Q3				201m	807m	808m	810m	584m	405m	403m	406m				

Note: Timing is based on positional data

[ ] Indicates rank at the end of each section

-:--:- No data available for this section

N/A Information not available



HARNESS RACING VICTORIA

# Shepparton VIC - C-CLASS

Race 2: YOUR SOLD REAL ESTATE PACE - 2190m

18 May 2022 - 5:53PM



RANK	TAB	Horse/ Driver	Top Speed (Km/h)	Fastest Section	First 50m	First 100m	First 200m	First Half	Middle Half	Last Half	Lead Time	1st Quarter	2nd Quarter	3rd Quarter	4th Quarter	Last Mile	Mile Rate	Distance Travelled	Gross Time/ Margin
					03.97	07.06	13.81	1:44.74	2:14.20	2:43.22	0:43.33	1:14.31 (0:30.99)	1:44.74 (0:30.43)	2:14.20 (0:29.46)	2:43.22 (0:29.01)				
8	2	LADY PEBBLES	58.71	0:29.91	03.97	07.31	14.28	1:01.07	1:00.15	0:59.95	0:44.50 [7]	1:15.33 [7]	1:45.56 [6]	2:15.48 [10]	2:45.53 [8]	2:01.03	2:01.73	+23m	31.03m
		Laura Crossland	Lead	Q3			202m	817m	815m	814m	584m	411m	406m	409m	406m				
9	3	LILNOVA	59.09	0:29.48	03.98	07.35	14.40	1:00.41	0:59.59	0:59.71	0:45.49 [10]	1:15.79 [9]	1:45.90 [10]	2:15.39 [9]	2:45.61 [9]	2:00.12	2:01.81	+28m	31.92m
		Matthew Higgins	Lead	Q3			202m	809m	814m	822m	589m	405m	405m	410m	413m				
10	7	RED TERROR NZ	57.19	0:30.06	04.07	07.62	14.96	1:00.72	1:00.30	1:01.34	0:44.27 [5]	1:14.75 [3]	1:44.100 [2]	2:15.05 [6]	2:46.34 [10]	2:02.06	2:02.32	+26m	41.87m
		Chris Anderson	Lead	Q3			203m	816m	814m	817m	586m	411m	406m	408m	409m				


Scratched: LIFEINTHEBALANCE (8)

Note: Timing is based on positional data

[ ] Indicates rank at the end of each section

-:--:-- No data available for this section

N/A Information not available



HARNESS RACING VICTORIA

# Shepparton VIC - C-CLASS

## Race 3: COTTRELLS ELECTRICAL PACE - 2190m

18 May 2022 - 6:22PM



RANK	TAB	Horse/ Driver	Top Speed (Km/h)	Fastest Section	First 50m	First 100m	First 200m	First Half	Middle Half	Last Half	Lead Time	1st Quarter	2nd Quarter	3rd Quarter	4th Quarter	Last Mile	Mile Rate	Distance Travelled	Gross Time/ Margin
					04.09	07.23	14.07	1:44.48	2:13.36	2:43.05	0:43.07	1:14.40 (0:31.32)	1:44.48 (0:30.09)	2:13.36 (0:28.88)	2:43.05 (0:29.69)				
1	4	WEMADE FREQ	59.64	0:28.87	04.09	07.33	14.07	1:01.41	0:58.97	0:58.56	0:43.07 [1]	1:14.40 [1]	1:44.48 [1]	2:13.36 [1]	2:43.05 [2]	1:59.98	1:59.90	+1m	2:43.05
		James Herbertson	Lead	Q3			202m	804m	805m	808m	579m	403m	402m	404m	405m				
2	3	OKINAWA BEACH	60.87	0:28.87	04.05	07.23	14.14	1:01.41	0:58.95	0:58.26	0:43.39 [2]	1:14.72 [3]	1:44.81 [3]	2:13.67 [3]	2:43.06 [3]	1:59.67	1:59.90	+1m	0.28m
		Damian Wilson	Lead	Q3			200m	806m	806m	809m	577m	404m	403m	404m	406m				
3	7	FEROCIOUS SON	54.36	0:28.30	04.42	08.09	15.62	1:01.05	0:59.05	0:57.24	0:44.75 [10]	1:15.71 [10]	1:45.81 [10]	2:14.75 [10]	2:43.05 [1]	1:58.28	1:59.90	+11m	0.29m
		Jack Laughler	Lead	Q4			202m	806m	806m	814m	582m	404m	402m	405m	410m				
4	2	CHEEKI PHILTRA	58.39	0:29.00	04.12	07.48	14.55	1:01.12	0:59.12	0:58.11	0:44.02 [6]	1:15.03 [5]	1:45.15 [5]	2:14.14 [6]	2:43.26 [4]	1:59.23	2:00.05	+27m	3.14m
		Donna Castles	Lead	Q3			201m	814m	813m	821m	581m	411m	405m	410m	413m				
5	6	WHITE STAR VILLAGE	54.42	0:28.85	04.36	08.01	15.39	1:01.03	0:58.93	0:57.87	0:44.65 [9]	1:15.60 [9]	1:45.68 [9]	2:14.53 [9]	2:43.56 [5]	1:58.90	2:00.27	+25m	6.99m
		Kevin Jnr Weidenbach	Lead	Q3			203m	817m	814m	816m	583m	411m	407m	408m	409m				
6	9	JOEYS HANGOVER	56.97	0:29.00	04.51	07.92	14.88	1:01.12	0:59.10	0:58.19	0:44.28 [8]	1:15.32 [7]	1:45.41 [7]	2:14.42 [7]	2:43.60 [6]	1:59.31	2:00.34	+29m	7.83m
		Alex Ashwood	Lead	Q3			201m	815m	815m	822m	582m	410m	406m	410m	413m				
7	10	REDDY MAJOR	55.44	0:29.00	04.61	08.15	15.17	1:00.81	0:59.15	0:59.54	0:43.76 [4]	1:14.43 [2]	1:44.57 [2]	2:13.57 [2]	2:44.11 [8]	2:00.34	2:00.71	+19m	14.15m
		Leigh Sutton	Lead	Q3			202m	813m	811m	814m	583m	409m	405m	407m	408m				

Note: Timing is based on positional data

[ ] Indicates rank at the end of each section

-:--:- No data available for this section

N/A Information not available



HARNESS RACING VICTORIA

# Shepparton VIC - C-CLASS

## Race 3: COTTRELLS ELECTRICAL PACE - 2190m

18 May 2022 - 6:22PM



RANK	TAB	Horse/ Driver	Top Speed (Km/h)	Fastest Section	First 50m	First 100m	First 200m	First Half	Middle Half	Last Half	Lead Time	1st Quarter	2nd Quarter	3rd Quarter	4th Quarter	Last Mile	Mile Rate	Distance Travelled	Gross Time/ Margin
					04.09	07.23	14.07	1:44.48	2:13.36	2:43.05	0:43.07	1:14.40 (0:31.32)	1:44.48 (0:30.09)	2:13.36 (0:28.88)	2:43.05 (0:29.69)				
8	5	THE DUX	57.51	0:28.95	04.32	07.70	14.65	1:01.12	0:59.07	0:59.24	0:43.74 [3]	1:14.73 [4]	1:44.87 [4]	2:13.81 [4]	2:44.10 [7]	2:00.36	2:00.64	+28m	14.16m
		Nathan Jack	Lead	Q3			202m	815m	813m	818m	586m	411m	406m	408m	410m				
9	1	RIGHTEOUSLY	58.17	0:28.89	04.17	07.53	14.55	1:01.26	0:58.96	0:59.23	0:43.90 [5]	1:15.10 [6]	1:45.16 [6]	2:14.05 [5]	2:44.39 [9]	2:00.48	2:00.86	0m	18.51m
		Christopher Shinn	Lead	Q3			201m	805m	805m	808m	577m	404m	402m	404m	405m				
10	8	FOR TONY NZ	57.60	0:28.97	04.51	07.88	14.82	1:01.27	0:59.03	1:00.22	0:44.20 [7]	1:15.40 [8]	1:45.47 [8]	2:14.43 [8]	2:45.69 [10]	2:01.48	2:01.81	+1m	34.91m
		Tayla French	Lead	Q3			201m	806m	806m	808m	577m	404m	403m	404m	405m				

Note: Timing is based on positional data

[ ] Indicates rank at the end of each section

-:--:- No data available for this section

N/A Information not available

# Shepparton VIC - C-CLASS

## Race 4: GUARDLINE SECURITY SERVICES MAIDEN PACE - 1690m

18 May 2022 - 6:47PM



HARNESS RACING VICTORIA



RANK	TAB	Horse/ Driver	Top Speed (Km/h)	Fastest Section	First 50m 03.40	First 100m 06.68	First 200m 13.53	First Half 1:04.20	Middle Half 1:34.10	Last Half 2:03.14	Lead Time 0:05.30	1st Quarter	2nd Quarter	3rd Quarter	4th Quarter	Last Mile	Mile Rate	Distance Travelled	Gross Time/ Margin
												0:34.63 (0:29.33)	1:04.20 (0:29.56)	1:34.10 (0:29.90)	2:03.14 (0:29.05)				
1	4	SWEET MIRACLE	57.45	0:29.05	03.56	06.93	13.89	0:58.75	0:59.46	0:58.86	0:05.53 [2]	0:34.64 [2]	1:04.28 [2]	1:34.10 [1]	2:03.14 [1]	1:57.61	1:57.36	+22m	2:03.14
		Nathan Jack	Q1	Q4				202m	817m	815m	818m	79m	411m	407m	409m				
2	3	AREBEE	56.33	0:28.96	03.70	07.13	14.28	0:58.88	0:59.28	0:58.76	0:05.70 [5]	0:35.11 [5]	1:04.59 [3]	1:34.40 [3]	2:03.35 [2]	1:57.65	1:57.55	+23m	2.80m
		Cameron Maggs	Q1	Q4				202m	815m	814m	819m	80m	410m	406m	409m				
3	8	OUR ENDLESS LOVE	57.23	0:29.41	04.01	07.42	14.41	0:58.95	0:59.36	0:59.49	0:06.02 [7]	0:35.44 [6]	1:04.98 [7]	1:34.79 [7]	2:04.46 [3]	1:58.44	1:58.60	+4m	17.64m
		Brad Chisholm	Q1	Q1				201m	806m	806m	810m	80m	405m	402m	405m				
4	6	GRENADE	56.83	0:29.43	03.56	07.00	14.17	0:59.18	0:59.60	0:59.91	0:05.56 [3]	0:34.99 [3]	1:04.74 [5]	1:34.59 [5]	2:04.65 [4]	1:59.09	1:58.79	+36m	20.22m
		Leigh Sutton	Q1	Q1				202m	825m	821m	823m	80m	415m	410m	411m				
5	5	FIGHT FOR FALBY	53.46	0:29.33	03.73	07.43	14.85	0:59.31	0:59.05	0:59.91	0:05.90 [6]	0:35.88 [9]	1:05.21 [8]	1:34.94 [8]	2:05.13 [5]	1:59.23	1:59.26	+30m	26.69m
		James Herbertson	Q1	Q2				203m	820m	816m	822m	80m	414m	407m	410m				
6	1	BELLAROSA	57.63	0:29.43	03.62	06.98	13.94	0:59.04	0:59.44	1:00.54	0:05.59 [4]	0:35.02 [4]	1:04.64 [4]	1:34.46 [4]	2:05.17 [6]	1:59.57	1:59.26	+3m	27.01m
		Stephen Boyington	Q1	Q1				201m	805m	806m	810m	80m	404m	402m	404m				
7	11	BLACK SASSI LASSIE	55.41	0:29.35	04.07	07.57	14.80	0:58.80	0:59.14	1:00.60	0:06.12 [9]	0:35.57 [7]	1:04.93 [6]	1:34.72 [6]	2:05.53 [7]	1:59.40	1:59.65	+21m	31.77m
		Jack Laugher	Q1	Q2				202m	816m	814m	817m	79m	411m	406m	409m				

Note: Timing is based on positional data

[ ] Indicates rank at the end of each section

-:--:- No data available for this section

N/A Information not available

# Shepparton VIC - C-CLASS

## Race 4: GUARDLINE SECURITY SERVICES MAIDEN PACE - 1690m

18 May 2022 - 6:47PM



HARNESS RACING VICTORIA



RANK	TAB	Horse/Driver	Top Speed (Km/h)	Fastest Section	First 50m	First 100m	First 200m	First Half	Middle Half	Last Half	Lead Time	1st Quarter	2nd Quarter	3rd Quarter	4th Quarter	Last Mile	Mile Rate	Distance Travelled	Gross Time/Margin
					03.40	06.68	13.53	1:04.20	1:34.10	2:03.14	0:05.30	0:34.63 (0:29.33)	1:04.20 (0:29.56)	1:34.10 (0:29.90)	2:03.14 (0:29.05)				
8	7	<b>GO GEORGE GO</b>	<b>59.73</b>	<b>0:29.33</b>	<b>03.40</b>	<b>06.68</b>	<b>13.53</b>	0:58.89	0:59.50	1:01.44	0:05.30 [1]	<b>0:34.63 [1]</b>	<b>1:04.20 [1]</b>	<b>1:34.13 [2]</b>	<b>2:05.63 [8]</b>	2:00.33	1:59.74	<b>+7m</b>	<b>32.32m</b>
		Glenn Bull	Q1	Q1			200m	807m	807m	812m	79m	407m	402m	406m	407m				
9	9	<b>ALL SAINTS BEACH</b>	<b>56.03</b>	<b>0:29.54</b>	<b>03.99</b>	<b>07.50</b>	<b>14.72</b>	0:59.24	0:59.38	1:01.26	0:06.03 [8]	<b>0:35.73 [8]</b>	<b>1:05.28 [9]</b>	<b>1:35.12 [9]</b>	<b>2:06.53 [9]</b>	2:00.50	2:00.60	<b>+5m</b>	<b>45.01m</b>
		Ellen Tormey	Q1	Q2			202m	807m	806m	810m	80m	406m	402m	405m	407m				

Scratched: IRAKLEIA (2), STORMBOY STAR (10)

Note: Timing is based on positional data

[ ] Indicates rank at the end of each section

-:--:-- No data available for this section

N/A Information not available





HARNESS RACING VICTORIA

# Shepparton VIC - C-CLASS

## Race 5: SADDLEWORLD SHEPPARTON PACE - 1690m

18 May 2022 - 7:19PM



RANK	TAB	Horse/ Driver	Top Speed (Km/h)	Fastest Section	First 50m	First 100m	First 200m	First Half	Middle Half	Last Half	Lead Time	1st Quarter	2nd Quarter	3rd Quarter	4th Quarter	Last Mile	Mile Rate	Distance Travelled	Gross Time/ Margin
					03.27	06.42	12.89	1:03.46	1:33.15	2:02.37	0:05.10	0:34.03 (0:28.94)	1:03.46 (0:29.43)	1:33.15 (0:29.68)	2:02.37 (0:29.22)				
1	1	WONGA LAKE	60.06	0:28.92	03.43	06.66	13.24	0:58.47	0:59.08	0:58.59	0:05.31 [4]	0:34.36 [3]	1:03.78 [4]	1:33.45 [4]	2:02.37 [1]	1:57.06	1:56.65	+3m	2:02.37
		Ellen Tormey	Q1	Q4			201m	806m	807m	810m		80m	404m	403m	405m				
2	7	RENKO NZ	61.53	0:29.12	03.28	06.47	13.03	0:58.36	0:59.04	0:59.20	0:05.13 [2]	0:34.26 [2]	1:03.49 [2]	1:33.28 [2]	2:02.70 [2]	1:57.56	1:56.93	+23m	4.29m
		Jack Laugher	Q1	Q1			202m	819m	814m	817m		79m	413m	407m	408m				
3	6	NEANGER GUY	62.32	0:28.94	03.27	06.42	12.89	0:58.37	0:59.11	0:59.60	0:05.09 [1]	0:34.03 [1]	1:03.46 [1]	1:33.15 [1]	2:03.07 [3]	1:57.98	1:57.31	+4m	9.16m
		Shannon O'Sullivan	Q1	Q1			201m	806m	807m	809m		79m	404m	402m	405m				
4	2	HANOVER STARZZZ	59.39	0:29.21	03.46	06.70	13.49	0:58.44	0:59.01	0:59.38	0:05.35 [5]	0:34.56 [4]	1:03.80 [5]	1:33.57 [5]	2:03.17 [4]	1:57.82	1:57.41	+20m	10.55m
		Nathan Jack	Q1	Q1			201m	817m	814m	816m		79m	411m	407m	408m				
5	8	DALVEY ROBYN NZ	57.84	0:29.11	03.81	07.16	14.25	0:58.67	0:59.01	0:58.79	0:05.75 [7]	0:35.09 [8]	1:04.42 [9]	1:34.10 [10]	2:03.21 [5]	1:57.46	1:57.41	+5m	11.24m
		Abbey Turnbull	Q1	Q4			201m	807m	806m	810m		79m	405m	402m	405m				
6	3	THE GOLDEN CROSS NZ	57.65	0:29.16	03.55	06.96	13.77	0:58.52	0:59.06	0:59.23	0:05.54 [6]	0:34.70 [5]	1:04.07 [7]	1:33.77 [7]	2:03.28 [6]	1:57.75	1:57.50	+4m	12.37m
		Chris Anderson	Q1	Q1			201m	807m	807m	810m		80m	405m	402m	405m				
7	10	LILS NIGHTMARE NZ	56.18	0:29.15	04.02	07.47	14.56	0:58.32	0:58.57	0:59.06	0:06.02 [10]	0:35.17 [9]	1:04.34 [8]	1:33.75 [6]	2:03.41 [7]	1:57.38	1:57.60	+29m	13.60m
		Donna Castles	Q1	Q1			202m	816m	817m	825m		81m	411m	406m	411m				

Note: Timing is based on positional data

[ ] Indicates rank at the end of each section

-:--:- No data available for this section

N/A Information not available



HARNESS RACING VICTORIA

# Shepparton VIC - C-CLASS

## Race 5: SADDLEWORLD SHEPPARTON PACE - 1690m

18 May 2022 - 7:19PM



RANK	TAB	Horse/ Driver	Top Speed (Km/h)	Fastest Section	First 50m	First 100m	First 200m	First Half	Middle Half	Last Half	Lead Time	1st Quarter	2nd Quarter	3rd Quarter	4th Quarter	Last Mile	Mile Rate	Distance Travelled	Gross Time/ Margin
					03.27	06.42	12.89	1:03.46	1:33.15	2:02.37	0:05.10	0:34.03 (0:28.94)	1:03.46 (0:29.43)	1:33.15 (0:29.68)	2:02.37 (0:29.22)				
8	9	JUNIOR WARFARE	57.53	0:29.00	03.89	07.28	14.22	0:58.19	0:58.99	0:59.39	0:05.86 [9]	0:34.87 [6]	1:04.05 [6]	1:33.85 [8]	2:03.44 [8]	1:57.56	1:57.69	+21m	14.31m
		Brad Chisholm	Q1	Q1			203m	815m	814m	818m	80m	410m	406m	409m	410m				
9	5	HANCOCKS HERO	54.59	0:29.15	03.71	07.39	14.93	0:58.78	0:58.56	0:59.02	0:05.85 [8]	0:35.47 [10]	1:04.63 [10]	1:34.04 [9]	2:03.65 [9]	1:57.80	1:57.88	+28m	16.98m
		Mel Thackeray	Lead	Q2			202m	817m	817m	823m	79m	411m	407m	411m	413m				
10	4	WHAT A PLEASURE	59.84	0:28.79	03.36	06.64	13.33	0:58.49	0:58.48	1:00.04	0:05.26 [3]	0:34.96 [7]	1:03.75 [3]	1:33.45 [3]	2:03.79 [10]	1:58.53	1:57.98	+37m	19.07m
		Harry O'Neill	Q1	Q2			201m	825m	823m	824m	79m	416m	411m	413m	412m				

Scratched: LONESTAR LAD (11)

Note: Timing is based on positional data

[ ] Indicates rank at the end of each section

-:--:- No data available for this section

N/A Information not available



HARNESS RACING VICTORIA

# Shepparton VIC - C-CLASS

## Race 6: HUNTER RURAL PACE - 2190m

18 May 2022 - 7:48PM




RANK	TAB	Horse/ Driver	Top Speed (Km/h)	Fastest Section	First 50m	First 100m	First 200m	First Half	Middle Half	Last Half	Lead Time	1st Quarter	2nd Quarter	3rd Quarter	4th Quarter	Last Mile	Mile Rate	Distance Travelled	Gross Time/ Margin
					03.96	06.97	13.06	1:45.30	2:15.33	2:43.54	0:41.86	1:14.03 (0:32.18)	1:45.30 (0:31.27)	2:15.33 (0:30.02)	2:43.54 (0:28.21)				
1	5	<b>BIDE OUR TIME</b>	<b>62.93</b>	<b>0:28.22</b>	<b>03.96</b>	<b>07.04</b>	<b>13.18</b>	1:03.45	1:01.28	0:58.24	0:41.85 [1]	<b>1:14.03 [1]</b>	<b>1:45.30 [1]</b>	<b>2:15.33 [1]</b>	<b>2:43.54 [2]</b>	2:01.69	2:00.24	<b>+1m</b>	<b>2:43.54</b>
		Nathan Jack	Lead	Q4				201m	806m	806m	809m	577m	404m	402m	404m				
2	3	<b>LITTLE DEMON</b>	<b>62.29</b>	<b>0:27.94</b>	<b>04.01</b>	<b>07.12</b>	<b>13.47</b>	1:03.42	1:01.28	0:57.96	0:42.16 [2]	<b>1:14.33 [3]</b>	<b>1:45.59 [3]</b>	<b>2:15.60 [3]</b>	<b>2:43.54 [1]</b>	2:01.37	2:00.24	<b>+1m</b>	<b>0.08m</b>
		Brad Chisholm	Lead	Q4				201m	806m	806m	809m	577m	404m	402m	404m				
3	7	<b>ULTIMATE HUGHEY</b>	<b>57.28</b>	<b>0:28.35</b>	<b>04.31</b>	<b>07.71</b>	<b>14.83</b>	1:03.15	1:01.19	0:58.39	0:42.25 [3]	<b>1:14.24 [2]</b>	<b>1:45.40 [2]</b>	<b>2:15.43 [2]</b>	<b>2:43.79 [3]</b>	2:01.53	2:00.46	<b>+24m</b>	<b>3.26m</b>
		Olivia Weidenbach	Lead	Q4				203m	814m	813m	815m	586m	409m	406m	408m				
4	8	<b>HARRY OVENS</b>	<b>58.38</b>	<b>0:27.81</b>	<b>04.43</b>	<b>07.73</b>	<b>14.33</b>	1:03.34	1:01.07	0:57.67	0:42.86 [6]	<b>1:14.98 [7]</b>	<b>1:46.20 [7]</b>	<b>2:16.05 [7]</b>	<b>2:43.87 [4]</b>	2:01.01	2:00.53	<b>+8m</b>	<b>4.20m</b>
		Jordan Leedham	Lead	Q4				201m	807m	810m	814m	577m	404m	403m	407m				
5	1	<b>RECKLESS DREAM</b>	<b>59.40</b>	<b>0:28.04</b>	<b>04.13</b>	<b>07.40</b>	<b>13.96</b>	1:03.37	1:01.26	0:58.07	0:42.53 [4]	<b>1:14.67 [5]</b>	<b>1:45.90 [5]</b>	<b>2:15.93 [5]</b>	<b>2:43.97 [5]</b>	2:01.44	2:00.60	<b>0m</b>	<b>5.95m</b>
		Laura Crossland	Lead	Q4				201m	805m	808m	808m	577m	403m	403m	406m				
6	2	<b>ZACH LOWE NZ</b>	<b>57.48</b>	<b>0:28.18</b>	<b>04.19</b>	<b>07.56</b>	<b>14.36</b>	1:03.05	1:01.14	0:58.20	0:42.89 [7]	<b>1:14.84 [6]</b>	<b>1:45.95 [6]</b>	<b>2:15.98 [6]</b>	<b>2:44.15 [6]</b>	2:01.26	2:00.68	<b>+28m</b>	<b>8.25m</b>
		Josh Duggan	Lead	Q4				201m	817m	816m	820m	582m	410m	407m	409m				
7	6	<b>TALENT AGENT NZ</b>	<b>63.81</b>	<b>0:28.55</b>	<b>03.95</b>	<b>06.97</b>	<b>13.06</b>	1:03.10	1:01.14	0:58.56	0:42.56 [5]	<b>1:14.53 [4]</b>	<b>1:45.67 [4]</b>	<b>2:15.67 [4]</b>	<b>2:44.22 [7]</b>	2:01.65	2:00.75	<b>+27m</b>	<b>9.09m</b>
		Tayla French	Lead	Q4				202m	816m	815m	818m	584m	410m	407m	409m				

Note: Timing is based on positional data

[ ] Indicates rank at the end of each section

-:--:-- No data available for this section

N/A Information not available



HARNESS RACING VICTORIA

# Shepparton VIC - C-CLASS

## Race 6: HUNTER RURAL PACE - 2190m

18 May 2022 - 7:48PM



RANK	TAB	Horse/Driver	Top Speed (Km/h)	Fastest Section	First 50m	First 100m	First 200m	First Half	Middle Half	Last Half	Lead Time	1st Quarter	2nd Quarter	3rd Quarter	4th Quarter	Last Mile	Mile Rate	Distance Travelled	Gross Time/Margin
8	9	<b>DAYS END</b>	<b>57.10</b>	<b>0:28.27</b>															
					<b>04.49</b>	<b>07.89</b>	<b>14.74</b>	<b>1:03.02</b>	1:01.18	0:58.36	0:43.22 [8]	<b>1:15.14 [8]</b>	<b>1:46.24 [8]</b>	<b>2:16.32 [8]</b>	<b>2:44.60 [8]</b>	2:01.38			
		Glenn Bull	Lead	Q4			201m	817m	816m	820m	583m	410m	408m	409m	412m	1636m	2:01.05	<b>+29m</b>	<b>14.26m</b>

Scratched: SOFALA (4)

Note: Timing is based on positional data

[ ] Indicates rank at the end of each section

-:--:-- No data available for this section

N/A Information not available

# Shepparton VIC - C-CLASS

## Race 7: BARASTOC PACE - 1690m

18 May 2022 - 8:22PM



HARNESS RACING VICTORIA



RANK	TAB	Horse/ Driver	Top Speed (Km/h)	Fastest Section	First 50m 03.31	First 100m 06.48	First 200m 13.14	First Half 1:05.92	Middle Half 1:36.03	Last Half 2:04.07	Lead Time 0:05.13	1st Quarter	2nd Quarter	3rd Quarter	4th Quarter	Last Mile	Mile Rate	Distance Travelled	Gross Time/ Margin
												0:34.82 (0:29.68)	1:05.92 (0:30.11)	1:36.03 (0:30.11)	2:04.07 (0:28.03)				
1	6	<b>SOME CHANGE NZ</b>	<b>58.89</b>	<b>0:27.98</b>	<b>03.45</b>	<b>06.75</b>	<b>13.51</b>	1:00.92	1:00.90	0:57.79	0:05.35 [4]	<b>0:35.18 [4]</b>	<b>1:06.28 [4]</b>	<b>1:36.09 [2]</b>	<b>2:04.07 [1]</b>	1:58.71	1:58.27	<b>+23m</b>	<b>2:04.07</b>
		Shannon O'Sullivan	Q1	Q4			204m	816m	814m	820m	80m	412m	405m	410m	411m				
2	2	<b>LOTTIE MOON NZ</b>	<b>58.07</b>	<b>0:27.97</b>	<b>03.55</b>	<b>06.90</b>	<b>13.70</b>	1:01.13	1:00.85	0:57.76	0:05.50 [5]	<b>0:35.56 [6]</b>	<b>1:06.63 [6]</b>	<b>1:36.41 [4]</b>	<b>2:04.39 [2]</b>	1:58.89	1:58.56	<b>+23m</b>	<b>4.40m</b>
		Juanita Breen	Q1	Q4			203m	814m	813m	821m	81m	409m	405m	409m	413m				
3	10	<b>NOTORIOUS JOE</b>	<b>58.23</b>	<b>0:27.89</b>	<b>03.88</b>	<b>07.18</b>	<b>14.03</b>	1:01.17	1:00.85	0:57.64	0:05.80 [9]	<b>0:35.86 [8]</b>	<b>1:06.97 [8]</b>	<b>1:36.71 [5]</b>	<b>2:04.61 [3]</b>	1:58.81	1:58.75	<b>+19m</b>	<b>7.12m</b>
		Rodney Petroff	Q1	Q4			203m	815m	814m	817m	80m	411m	405m	410m	408m				
4	5	<b>MYZARMI</b>	<b>56.82</b>	<b>0:28.02</b>	<b>03.69</b>	<b>07.09</b>	<b>14.46</b>	1:01.64	<b>1:00.61</b>	<b>0:57.53</b>	0:05.67 [6]	<b>0:36.20 [9]</b>	<b>1:07.32 [9]</b>	<b>1:36.81 [6]</b>	<b>2:04.83 [4]</b>	1:59.16	1:58.94	<b>+30m</b>	<b>10.12m</b>
		Lisa Miles	Q1	Q4			202m	817m	<b>817m</b>	<b>825m</b>	80m	412m	406m	<b>411m</b>	415m				
5	4	<b>DIAMOND ECLIPSE</b>	<b>61.38</b>	<b>0:28.84</b>	<b>03.31</b>	<b>06.48</b>	<b>13.14</b>	1:00.83	1:01.22	0:58.91	<b>0:05.13 [1]</b>	<b>0:34.82 [1]</b>	<b>1:05.97 [2]</b>	<b>1:36.03 [1]</b>	<b>2:04.87 [5]</b>	1:59.73	1:59.04	<b>+18m</b>	<b>10.70m</b>
		John Newberry	Q1	Q4			203m	815m	813m	815m	<b>81m</b>	411m	405m	409m	407m				
6	9	<b>ACE MONTANA</b>	<b>58.21</b>	<b>0:28.23</b>	<b>03.85</b>	<b>07.16</b>	<b>13.93</b>	1:00.80	1:01.83	0:58.97	0:05.78 [8]	<b>0:35.50 [5]</b>	<b>1:06.57 [5]</b>	<b>1:37.33 [7]</b>	<b>2:05.55 [6]</b>	1:59.77	1:59.70	<b>+4m</b>	<b>20.17m</b>
		Laura Crossland	Q1	Q4			202m	805m	806m	812m	80m	405m	401m	406m	407m				
7	7	<b>LETS DIG IT</b>	<b>55.61</b>	<b>0:28.23</b>	<b>03.66</b>	<b>07.18</b>	<b>14.59</b>	1:01.95	1:01.04	0:58.14	0:05.69 [7]	<b>0:36.52 [10]</b>	<b>1:07.64 [10]</b>	<b>1:37.55 [8]</b>	<b>2:05.78 [7]</b>	2:00.09	1:59.89	<b>+29m</b>	<b>23.07m</b>
		Mark Pitt	Q1	Q4			203m	820m	817m	823m	79m	414m	406m	412m	412m				

Note: Timing is based on positional data

[ ] Indicates rank at the end of each section

-:--:- No data available for this section

N/A Information not available

# Shepparton VIC - C-CLASS

## Race 7: BARASTOC PACE - 1690m

18 May 2022 - 8:22PM



HARNESS RACING VICTORIA



RANK	TAB	Horse/ Driver	Top Speed (Km/h)	Fastest Section	First 50m	First 100m	First 200m	First Half	Middle Half	Last Half	Lead Time	1st Quarter	2nd Quarter	3rd Quarter	4th Quarter	Last Mile	Mile Rate	Distance Travelled	Gross Time/ Margin
					03.31	06.48	13.14	1:05.92	1:36.03	2:04.07	0:05.13	0:34.82 (0:29.68)	1:05.92 (0:31.10)	1:36.03 (0:30.11)	2:04.07 (0:28.03)				
8	1	FLY LIKE AN ANGEL	60.93	0:29.55	03.43	06.59	13.18	1:00.63	1:01.27	1:02.95	0:05.28 [2]	0:34.84 [2]	1:05.92 [1]	1:36.11 [3]	2:08.86 [8]	2:03.57	2:02.84	+2m	63.39m
		Tayla French	Q1	Q1			201m	806m	805m	808m		80m	405m	402m	403m				
9	11	BEE GEE CEE	56.35	0:29.92	03.90	07.34	14.39	1:00.98	1:03.92	1:18.91	0:05.91 [10]	0:35.83 [7]	1:06.90 [7]	1:39.75 [10]	2:25.80 [9]	2:19.89	2:18.94	+10m	2:25.80
		James Herbertson	Q1	Q1			202m	805m	807m	817m		81m	405m	401m	407m				
10	3	PLATINUM PRINCE NZ	59.69	0:29.84	03.45	06.69	13.41	1:00.93	1:03.20	1:19.93	0:05.33 [3]	0:35.17 [3]	1:06.26 [3]	1:38.37 [9]	2:26.19 [10]	2:20.86	2:19.32	+14m	2:26.19
		Jack Laugher	Q1	Q1			203m	805m	806m	820m		81m	404m	402m	406m				

Scratched: LONESTAR LAD (8)

Note: Timing is based on positional data

[ ] Indicates rank at the end of each section

-:--:-- No data available for this section

N/A Information not available

# Shepparton VIC - C-CLASS

## Race 8: ALABAR PACE - 2190m

18 May 2022 - 8:51PM



HARNESS RACING VICTORIA



RANK	TAB	Horse/ Driver	Top Speed (Km/h)	Fastest Section	First 50m	First 100m	First 200m	First Half	Middle Half	Last Half	Lead Time	1st Quarter	2nd Quarter	3rd Quarter	4th Quarter	Last Mile	Mile Rate	Distance Travelled	Gross Time/ Margin
					04.10	07.47	14.78	1:46.75	2:15.10	2:43.28	0:44.44	1:16.30 (0:31.86)	1:46.75 (0:30.46)	2:15.10 (0:28.35)	2:43.28 (0:28.17)				
1	8	URUS NZ	56.49	0:27.84	04.43	07.87	15.16	1:02.26	0:58.78	0:56.20	0:44.82 [3]	1:16.65 [3]	1:47.09 [3]	2:15.43 [3]	2:43.28 [1]	1:58.45	2:00.07	+1m	2:43.28
		Jack Laughher	Lead	Q4			201m	804m	806m	809m	577m	403m	401m	405m	405m				
2	6	MONGIANA	54.42	0:28.14	04.24	07.89	15.35	1:02.24	0:58.78	0:56.52	0:44.56 [2]	1:16.40 [2]	1:46.80 [2]	2:15.18 [2]	2:43.33 [2]	1:58.76	2:00.07	+26m	0.70m
		Rebecca Bartley	Lead	Q4			202m	814m	812m	815m	587m	409m	405m	407m	409m				
3	1	MADAM REACTOR	57.21	0:28.27	04.10	07.47	14.78	1:02.32	0:58.81	0:56.62	0:44.43 [1]	1:16.30 [1]	1:46.75 [1]	2:15.10 [1]	2:43.37 [3]	1:58.93	2:00.15	0m	1.34m
		James Herbertson	Lead	Q4			200m	804m	804m	808m	577m	404m	401m	404m	405m				
4	5	MAURIES BONUS	56.73	0:28.01	04.20	07.68	15.05	1:02.23	0:58.76	0:56.36	0:44.86 [4]	1:16.72 [4]	1:47.10 [4]	2:15.47 [4]	2:43.47 [4]	1:58.60	2:00.22	+26m	2.63m
		Laura Crossland	Lead	Q4			202m	815m	813m	816m	584m	410m	406m	408m	410m				
5	3	BLISSFULL MIND	57.37	0:27.75	04.13	07.57	15.14	1:02.18	0:58.74	0:56.14	0:45.20 [6]	1:17.03 [6]	1:47.38 [6]	2:15.77 [6]	2:43.52 [5]	1:58.32	2:00.22	+24m	3.34m
		Darren Zahra	Lead	Q4			202m	813m	813m	817m	583m	409m	405m	409m	409m				
6	4	BETTER DAY	56.06	0:27.76	04.31	07.83	15.49	1:02.16	0:58.73	0:56.14	0:45.52 [7]	1:17.35 [8]	1:47.69 [7]	2:16.07 [7]	2:43.83 [6]	1:58.30	2:00.44	+22m	7.62m
		Nathan Jack	Lead	Q4			201m	813m	813m	816m	583m	409m	405m	409m	408m				
7	7	FULLOFMISCHIEF	53.58	0:27.77	04.34	08.08	15.82	1:02.19	0:58.76	0:56.10	0:45.56 [8]	1:17.32 [7]	1:47.75 [8]	2:16.08 [8]	2:43.85 [7]	1:58.28	2:00.51	+8m	7.94m
		Donna Castles	Lead	Q4			204m	805m	805m	809m	584m	404m	402m	404m	405m				

Note: Timing is based on positional data

[ ] Indicates rank at the end of each section

-:--:- No data available for this section

N/A Information not available



HARNESS RACING VICTORIA

# Shepparton VIC - C-CLASS

Race 8: ALABAR PACE - 2190m

18 May 2022 - 8:51PM



RANK	TAB	Horse/ Driver	Top Speed (Km/h)	Fastest Section	First 50m	First 100m	First 200m	First Half	Middle Half	Last Half	Lead Time	1st Quarter	2nd Quarter	3rd Quarter	4th Quarter	Last Mile	Mile Rate	Distance Travelled	Gross Time/ Margin
					04.10	07.47	14.78	1:46.75	2:15.10	2:43.28	0:44.44	1:16.30 (0:31.86)	1:46.75 (0:30.46)	2:15.10 (0:28.35)	2:43.28 (0:28.17)				
8	2	HAVANA	54.31	0:28.31	04.31	07.93	15.47	1:02.25	0:58.77	0:56.68	0:45.12 [5]	1:16.95 [5]	1:47.38 [5]	2:15.73 [5]	2:44.05 [8]	1:58.93	2:00.66	+3m	10.61m
		Tayla French	Lead	Q4			201m	805m	807m	809m		578m	404m	402m	406m				


Note: Timing is based on positional data

[ ] Indicates rank at the end of each section

-:--:-- No data available for this section

N/A Information not available





HARNESS RACING VICTORIA

# Shepparton VIC - C-CLASS

## Race 9: JDC CONTRACTORS PACE - 2190m

18 May 2022 - 9:21PM




RANK	TAB	Horse/ Driver	Top Speed (Km/h)	Fastest Section	First 50m	First 100m	First 200m	First Half	Middle Half	Last Half	Lead Time	1st Quarter	2nd Quarter	3rd Quarter	4th Quarter	Last Mile	Mile Rate	Distance Travelled	Gross Time/ Margin
					04.57	07.93	14.69	1:45.10	2:14.11	2:44.03	0:43.94	1:14.67 (0:30.73)	1:45.10 (0:30.43)	2:14.11 (0:29.01)	2:44.03 (0:29.92)				
1	8	RINGOS A STAR	57.33	0:29.13	05.04	08.39	15.30	1:01.17	0:59.59	0:58.27	0:44.59 [5]	1:15.32 [5]	1:45.77 [5]	2:14.91 [5]	2:44.03 [1]	1:59.44	2:00.60	+3m	2:44.03
		Chris Anderson	Lead	Q4			200m	806m	805m	812m	577m	406m	402m	404m	408m				
2	1	LITTLE SAFARI	57.26	0:29.14	04.64	08.00	14.96	1:01.16	0:59.57	0:58.74	0:44.27 [3]	1:14.99 [3]	1:45.43 [3]	2:14.56 [3]	2:44.17 [2]	1:59.90	2:00.75	+5m	1.86m
		Darren Zahra	Lead	Q3			201m	807m	807m	813m	578m	406m	402m	406m	408m				
3	4	FEELING ENERJETIC	56.39	0:28.76	04.69	08.15	15.33	1:01.52	0:59.18	0:58.39	0:44.35 [4]	1:15.44 [6]	1:45.87 [6]	2:14.63 [4]	2:44.26 [3]	1:59.91	2:00.82	+30m	2.99m
		John Newberry	Lead	Q3			203m	816m	816m	822m	584m	411m	407m	411m	412m				
4	5	ROAM	56.25	0:28.64	04.70	08.24	15.24	1:01.45	0:59.04	0:59.12	0:44.02 [2]	1:15.08 [4]	1:45.47 [4]	2:14.11 [1]	2:44.59 [4]	2:00.56	2:01.04	+27m	7.48m
		Wayne Hayes	Lead	Q3			203m	817m	814m	814m	588m	412m	406m	409m	406m				
5	3	FLY BYE EDEN	55.17	0:28.78	04.80	08.31	15.51	1:01.49	0:59.19	0:58.76	0:44.69 [6]	1:15.77 [7]	1:46.19 [7]	2:14.96 [6]	2:44.94 [5]	2:00.25	2:01.26	+30m	12.08m
		Laura Crossland	Lead	Q3			200m	817m	818m	822m	581m	411m	407m	412m	412m				
6	9	HARD ROCK SHANNON	55.33	0:28.86	05.08	08.54	15.76	1:01.48	0:59.28	0:59.43	0:44.97 [7]	1:16.04 [8]	1:46.46 [8]	2:15.33 [8]	2:45.89 [6]	2:00.92	2:01.100	+27m	24.82m
		Tayla French	Lead	Q3			202m	817m	815m	820m	582m	411m	407m	409m	412m				
7	7	DIDNT I	58.81	0:29.39	04.57	07.93	14.69	1:01.17	0:59.82	1:01.10	0:43.93 [1]	1:14.67 [1]	1:45.10 [1]	2:14.50 [2]	2:46.20 [7]	2:02.27	2:02.22	+1m	28.86m
		James Herbertson	Lead	Q3			202m	805m	806m	810m	579m	404m	402m	405m	405m				

Note: Timing is based on positional data

[ ] Indicates rank at the end of each section

-:--:- No data available for this section

N/A Information not available



HARNESS RACING VICTORIA

# Shepparton VIC - C-CLASS

Race 9: JDC CONTRACTORS PACE - 2190m

18 May 2022 - 9:21PM



RANK	TAB	Horse/Driver	Top Speed (Km/h)	Fastest Section	First 50m	First 100m	First 200m	First Half	Middle Half	Last Half	Lead Time	1st Quarter	2nd Quarter	3rd Quarter	4th Quarter	Last Mile	Mile Rate	Distance Travelled	Gross Time/Margin
8	10	GLENS OF TEKOA NZ Ellen Tormey	54.35	0:29.48	04.57	07.93	14.69	1:45.10	2:14.11	2:44.03	0:43.94	1:14.67 (0:30.73)	1:45.10 (0:30.43)	2:14.11 (0:29.01)	2:44.03 (0:29.92)	2:01.07	2:02.28	+21m	30.16m
			Lead	Q1	05.24	08.81	16.06	0:59.95	1:00.39	1:01.12	0:45.24 [8]	1:14.72 [2] (0:29.48)	1:45.19 [2] (0:30.47)	2:15.11 [7] (0:29.92)	2:46.32 [8] (0:31.20)				
							203m	815m	812m	814m	584m	411m	405m	408m	407m	1628m			

Scratched: ARGY BARGY (2), ROYAL BETTOR (6)

Note: Timing is based on positional data

[ ] Indicates rank at the end of each section

-:--:-- No data available for this section

N/A Information not available



HARNESS RACING VICTORIA

# Shepparton VIC - C-CLASS

## Race 10: TAB LONG MAY WE PLAY TROT - 1690m

18 May 2022 - 9:55PM




RANK	TAB	Horse/ Driver	Top Speed (Km/h)	Fastest Section	First 50m	First 100m	First 200m	First Half	Middle Half	Last Half	Lead Time	1st Quarter	2nd Quarter	3rd Quarter	4th Quarter	Last Mile	Mile Rate	Distance Travelled	Gross Time/ Margin
					03.51	06.80	13.55	1:06.92	1:37.51	2:07.15	0:05.42	0:34.63 (0:29.21)	1:06.92 (0:32.28)	1:37.51 (0:30.57)	2:07.15 (0:29.64)				
1	9	ELEGANT PEAK NZ	56.17	0:28.99	04.01	07.49	14.40	1:01.48	1:02.89	0:59.61	0:06.05 [8]	0:35.28 [5]	1:07.54 [5]	1:38.16 [6]	2:07.15 [1]	2:01.09	2:01.18	+1m	2:07.15
		Nathan Jack	Q1	Q4			201m	804m	804m	810m	80m	404m	401m	404m	406m				
2	7	STAR DOWN UNDER	53.94	0:29.28	03.77	07.41	14.83	1:02.09	1:01.75	0:59.22	0:05.86 [6]	0:36.13 [8]	1:07.95 [8]	1:37.89 [4]	2:07.17 [2]	2:01.31	2:01.18	+23m	0.34m
		James Herbertson	Q1	Q4			199m	816m	815m	819m	76m	411m	406m	410m	410m				
3	5	HAMMER SON	59.22	0:29.20	03.51	06.80	13.55	1:01.49	1:02.88	1:00.53	0:05.42 [1]	0:34.63 [1]	1:06.92 [1]	1:37.51 [1]	2:07.46 [3]	2:02.03	2:01.46	+3m	4.06m
		Alex Ashwood	Q1	Q1			197m	806m	805m	809m	74m	406m	400m	405m	405m				
4	1	STARLIGHT STORM	57.24	0:29.28	03.64	07.05	13.80	1:01.60	1:02.92	1:00.95	0:05.64 [4]	0:34.93 [3]	1:07.24 [3]	1:37.86 [3]	2:08.18 [4]	2:02.54	2:02.13	+2m	13.54m
		Laura Crossland	Q1	Q1			197m	805m	804m	809m	76m	405m	401m	404m	405m				
5	11	HURRICANE JANE	53.35	0:30.32	05.34	09.08	16.78	1:00.80	1:01.03	1:00.95	0:07.50 [10]	0:37.82 [9]	1:08.30 [9]	1:38.85 [8]	2:09.25 [5]	2:01.75	2:03.18	+16m	28.14m
		Juanita Breen	Lead	Q1			202m	809m	814m	819m	80m	405m	406m	409m	412m				
6	4	IMA ZIABEE	56.87	0:29.53	03.66	07.09	13.100	1:01.64	1:02.97	1:02.97	0:05.64 [5]	0:35.18 [4]	1:07.28 [4]	1:38.14 [5]	2:10.27 [6]	2:04.62	2:04.13	+23m	41.59m
		Josh Duggan	Q1	Q1			198m	818m	814m	818m	75m	412m	407m	408m	410m				
7	3	TIBER	56.19	0:30.14	03.61	07.10	14.19	1:02.32	1:03.22	1:02.92	0:05.63 [3]	0:35.77 [6]	1:07.95 [7]	1:38.100 [9]	2:10.86 [7]	2:05.23	2:04.70	+6m	49.45m
		Stuart Rothacker	Q1	Q1			198m	809m	805m	809m	75m	408m	402m	404m	406m				

Note: Timing is based on positional data

[ ] Indicates rank at the end of each section

-:--:- No data available for this section

N/A Information not available



HARNESS RACING VICTORIA

# Shepparton VIC - C-CLASS

Race 10: TAB LONG MAY WE PLAY TROT - 1690m

18 May 2022 - 9:55PM



RANK	TAB	Horse/ Driver	Top Speed (Km/h)	Fastest Section	First 50m	First 100m	First 200m	First Half	Middle Half	Last Half	Lead Time	1st Quarter	2nd Quarter	3rd Quarter	4th Quarter	Last Mile	Mile Rate	Distance Travelled	Gross Time/ Margin	
					03.51	06.80	13.55	1:06.92	1:37.51	2:07.15	0:05.42	0:34.63 (0:29.21)	1:06.92 (0:32.28)	1:37.51 (0:30.57)	2:07.15 (0:29.64)					
8	6	<b>TE AMO</b>	<b>57.45</b>	<b>0:29.16</b>	<b>03.61</b>	<b>07.04</b>	<b>13.86</b>	1:01.35	1:02.97	1:04.02	0:05.60 [2]	<b>0:34.76 [2]</b>	<b>1:06.95 [2]</b>	<b>1:37.73 [2]</b>	<b>2:10.98 [8]</b>	2:05.38	2:04.80	<b>+22m</b>	<b>50.80m</b>	
		Leigh Sutton	Q1	Q1			200m	820m	813m	815m	76m	414m	406m	407m	408m					1634m
9	2	<b>ASK NO QUESTIONS</b>	<b>54.31</b>	<b>0:30.02</b>	<b>03.88</b>	<b>07.47</b>	<b>14.67</b>	1:01.66	1:02.50	1:03.97	0:05.97 [7]	<b>0:35.99 [7]</b>	<b>1:07.63 [6]</b>	<b>1:38.49 [7]</b>	<b>2:11.61 [9]</b>	2:05.64	2:05.46	<b>+17m</b>	<b>59.68m</b>	
		Ellen Tormey	Q1	Q1			201m	814m	816m	814m	80m	408m	407m	410m	405m					1627m
10	10	<b>BERRIESANDCHERRIES</b>	<b>52.10</b>	<b>0:31.40</b>	<b>04.34</b>	<b>08.48</b>	<b>22.97</b>	1:13.34	1:03.19	1:03.24	0:06.59 [9]	<b>0:48.54 [10]</b>	<b>1:19.94 [10]</b>	<b>1:51.73 [10]</b>	<b>2:23.18 [10]</b>	2:16.57	2:16.51	<b>+9m</b>	<b>214.80m</b>	
		Donna Castles	Lead	Q2			202m	810m	808m	811m	80m	408m	403m	406m	406m					1620m

Scratched: ALDEBARAN YAHTZEE (8)

Note: Timing is based on positional data

[ ] Indicates rank at the end of each section

-:--:- No data available for this section

N/A Information not available

# Shepparton VIC - C-CLASS

## Race 11: TONY HICKS STEEL CONSTRUCTIONS PACE - 1690m

18 May 2022 - 10:26PM



HARNESS RACING VICTORIA



RANK	TAB	Horse/ Driver	Top Speed (Km/h)	Fastest Section	First 50m	First 100m	First 200m	First Half	Middle Half	Last Half	Lead Time	1st Quarter	2nd Quarter	3rd Quarter	4th Quarter	Last Mile	Mile Rate	Distance Travelled	Gross Time/ Margin
					03.48	06.77	13.33	1:06.13	1:36.28	2:05.81	0:05.40	0:35.01 (0:29.62)	1:06.13 (0:31.11)	1:36.28 (0:30.15)	2:05.81 (0:29.54)				
1	8	NOBLE JULIA	57.99	0:29.21	03.96	07.34	13.97	1:00.49	1:01.25	0:59.38	0:05.93 [6]	0:35.36 [2]	1:06.43 [3]	1:36.60 [3]	2:05.81 [1]	1:59.88	1:59.90	+1m	2:05.81
		Leigh Sutton	Q1	Q4			202m	805m	805m	808m	81m	403m	402m	404m	405m				
2	4	COBBER MAC	58.31	0:29.19	03.54	06.87	13.62	1:01.16	1:01.14	0:59.26	0:05.47 [2]	0:35.55 [3]	1:06.63 [4]	1:36.69 [4]	2:05.89 [2]	2:00.42	1:59.99	+19m	1:07m
		Jordan Leedham	Q1	Q4			200m	816m	812m	816m	78m	411m	406m	407m	410m				
3	1	HEIDI GO SEEK	58.51	0:29.49	03.57	06.94	13.52	1:00.60	1:01.31	0:59.80	0:05.52 [3]	0:35.01 [1]	1:06.13 [1]	1:36.32 [2]	2:05.92 [3]	2:00.39	1:59.99	+3m	1:42m
		Mark Pitt	Q1	Q1			200m	805m	805m	808m	79m	404m	402m	404m	406m				
4	10	GOOD FEELINGS	54.92	0:28.70	04.28	07.96	14.96	1:01.49	1:00.51	0:57.100	0:06.44 [8]	0:36.73 [9]	1:07.94 [9]	1:37.24 [8]	2:05.93 [4]	1:59.49	1:59.99	+13m	1:69m
		Nathan Jack	Q1	Q4			203m	814m	811m	811m	81m	409m	406m	407m	405m				
5	3	HIDDEN FIGURE	56.78	0:29.04	03.80	07.25	14.11	1:01.47	1:01.03	0:58.84	0:05.82 [5]	0:36.08 [7]	1:07.30 [7]	1:37.10 [7]	2:06.14 [5]	2:00.31	2:00.18	+24m	4:56m
		Jack Laugher	Q1	Q4			200m	814m	814m	821m	79m	411m	404m	410m	412m				
6	6	MYNAMEISRUBY	56.21	0:28.88	03.68	07.17	14.40	1:01.89	1:00.98	0:58.65	0:05.71 [4]	0:36.36 [8]	1:07.60 [8]	1:37.35 [9]	2:06.24 [6]	2:00.53	2:00.28	+19m	6:02m
		James Herbertson	Q1	Q4			201m	813m	815m	819m	79m	409m	405m	411m	409m				
7	5	RINGER RUSS	59.52	0:29.27	03.48	06.77	13.33	1:01.59	1:01.32	0:59.31	0:05.39 [1]	0:35.67 [4]	1:06.98 [6]	1:37.00 [6]	2:06.28 [7]	2:00.89	2:00.38	+18m	6:38m
		Taylor Youl	Q1	Q4			201m	815m	811m	815m	77m	411m	405m	408m	409m				

Note: Timing is based on positional data

[ ] Indicates rank at the end of each section


-:--:- No data available for this section

N/A Information not available

# Shepparton VIC - C-CLASS

## Race 11: TONY HICKS STEEL CONSTRUCTIONS PACE - 1690m

18 May 2022 - 10:26PM



HARNESS RACING VICTORIA



RANK	TAB	Horse/Driver	Top Speed (Km/h)	Fastest Section	First 50m	First 100m	First 200m	First Half	Middle Half	Last Half	Lead Time	1st Quarter	2nd Quarter	3rd Quarter	4th Quarter	Last Mile	Mile Rate	Distance Travelled	Gross Time/Margin
												0:35.01 (0:29.62)	1:06.13 (0:31.11)	1:36.28 (0:30.15)	2:05.81 (0:29.54)				
8	9	<b>LAGOM</b>	<b>55.82</b>	<b>0:29.49</b>	<b>04.14</b>	<b>07.66</b>	<b>14.56</b>	1:00.54	1:01.22	0:59.71	0:06.21 [7]	<b>0:35.70 [5]</b>	<b>1:06.75 [5]</b>	<b>1:36.92 [5]</b>	<b>2:06.46 [8]</b>	2:00.25	2:00.56	<b>+1m</b>	<b>8.89m</b>
		Ellen Tormey	Q1	Q1			202m	804m	804m	808m	80m	404m	401m	404m	405m				
9	11	<b>RECKON IM SMART NZ</b>	<b>54.64</b>	<b>0:29.52</b>	<b>04.28</b>	<b>08.07</b>	<b>15.22</b>	0:59.79	1:00.27	1:00.53	0:06.49 [9]	<b>0:36.02 [6]</b>	<b>1:06.28 [2]</b>	<b>1:36.28 [1]</b>	<b>2:06.82 [9]</b>	2:00.33	2:00.85	<b>+20m</b>	<b>13.48m</b>
		Kevin Jnr Weidenbach	Q1	Q1			203m	817m	813m	815m	80m	413m	405m	408m	408m				

Scratched: TUAKANA NZ (2), KELLY LOUISE (7)

Note: Timing is based on positional data

[ ] Indicates rank at the end of each section

-:--:- No data available for this section

N/A Information not available



HARNESS RACING VICTORIA

# Shepparton VIC - C-CLASS

## Race 12: CENTRAL TYRE SERVICE TROT - 2190m

18 May 2022 - 10:56PM




RANK	TAB	Horse/ Driver	Top Speed (Km/h)	Fastest Section	First 50m	First 100m	First 200m	First Half	Middle Half	Last Half	Lead Time	1st Quarter	2nd Quarter	3rd Quarter	4th Quarter	Last Mile	Mile Rate	Distance Travelled	Gross Time/ Margin
					04.35	07.69	14.57	1:04.47	2:18.72	2:49.06	0:44.39	1:16.82 (0:32.43)	1:48.47 (0:31.65)	2:18.72 (0:30.26)	2:49.06 (0:30.34)				
1	5	<b>DANCES</b>	<b>58.05</b>	<b>0:30.26</b>	<b>04.35</b>	<b>07.69</b>	<b>14.57</b>	1:04.08	1:01.91	1:00.60	0:44.38 [1]	<b>1:16.82 [1]</b>	<b>1:48.47 [1]</b>	<b>2:18.72 [1]</b>	<b>2:49.06 [1]</b>	2:04.68	2:04.31	<b>+2m</b>	<b>2:49.06</b>
		Donna Castles	Lead	Q3			202m	807m	807m	809m	578m	404m	403m	404m	405m				
2	7	<b>THE RED WARRIOR</b>	<b>50.87</b>	<b>0:29.69</b>	<b>05.00</b>	<b>08.90</b>	<b>16.54</b>	1:03.81	1:01.75	0:59.75	0:46.32 [5]	<b>1:18.43 [5]</b>	<b>1:50.14 [5]</b>	<b>2:20.18 [5]</b>	<b>2:49.88 [2]</b>	2:03.55	2:04.90	<b>+13m</b>	<b>10.96m</b>
		David Aiken	Lead	Q4			202m	808m	811m	815m	583m	406m	403m	408m	407m				
3	8	<b>SUPPLANTER</b>	<b>51.65</b>	<b>0:29.43</b>	<b>05.23</b>	<b>09.19</b>	<b>16.79</b>	1:03.91	1:01.19	0:59.00	0:47.00 [7]	<b>1:19.14 [7]</b>	<b>1:50.91 [7]</b>	<b>2:20.34 [6]</b>	<b>2:49.91 [3]</b>	2:02.91	2:04.97	<b>+11m</b>	<b>11.04m</b>
		Ellen Tormey	Q3	Q3			202m	810m	807m	812m	581m	406m	404m	403m	410m				
4	6	<b>MAUDARCHY NZ</b>	<b>55.29</b>	<b>0:30.25</b>	<b>04.44</b>	<b>07.100</b>	<b>15.65</b>	1:04.13	1:01.97	1:00.66	0:45.61 [4]	<b>1:18.05 [4]</b>	<b>1:49.75 [4]</b>	<b>2:20.01 [4]</b>	<b>2:50.41 [4]</b>	2:04.80	2:05.34	<b>+8m</b>	<b>18.01m</b>
		Jack MacKinnon	Lead	Q3			202m	809m	808m	810m	581m	407m	402m	406m	405m				
5	3	<b>LUCKY SERINA</b>	<b>55.89</b>	<b>0:30.37</b>	<b>04.45</b>	<b>07.93</b>	<b>15.04</b>	1:04.04	1:01.100	1:01.86	0:44.76 [2]	<b>1:17.18 [2]</b>	<b>1:48.81 [2]</b>	<b>2:19.17 [2]</b>	<b>2:50.67 [5]</b>	2:05.90	2:05.48	<b>+2m</b>	<b>21.43m</b>
		Doc Wilson	Lead	Q3			200m	806m	807m	809m	578m	405m	402m	405m	405m				
6	4	<b>DOUBLE DOT</b>	<b>55.44</b>	<b>0:30.28</b>	<b>04.43</b>	<b>07.95</b>	<b>15.41</b>	1:04.12	1:01.98	1:01.41	0:45.27 [3]	<b>1:17.70 [3]</b>	<b>1:49.39 [3]</b>	<b>2:19.68 [3]</b>	<b>2:50.80 [6]</b>	2:05.53	2:05.56	<b>+7m</b>	<b>23m</b>
		Ian White	Lead	Q3			202m	809m	808m	810m	580m	406m	403m	406m	405m				
7	1	<b>MAJESTIC SAINT</b>	<b>50.68</b>	<b>0:30.87</b>	<b>04.79</b>	<b>08.72</b>	<b>16.74</b>	1:03.80	1:02.55	1:03.35	0:46.68 [6]	<b>1:18.80 [6]</b>	<b>1:50.48 [6]</b>	<b>2:21.35 [7]</b>	<b>2:53.83 [7]</b>	2:07.15	2:07.84	<b>+5m</b>	<b>63.59m</b>
		James Herbertson	Lead	Q3			200m	809m	808m	810m	577m	405m	404m	405m	406m				

Note: Timing is based on positional data

[ ] Indicates rank at the end of each section

-:--:- No data available for this section

N/A Information not available



HARNESS RACING VICTORIA

# Shepparton VIC - C-CLASS

Race 12: CENTRAL TYRE SERVICE TROT - 2190m

18 May 2022 - 10:56PM



**Scratched:** DAZY SUNDAZE (2)

---

Note: Timing is based on positional data

[ ] Indicates rank at the end of each section

-:--:-- No data available for this section

N/A Information not available

Data processed by  **TRIPLESDATA**