


Tabcorp Park Melton VIC - M-CLASS

Race 1: CAPTAIN CRUNCH VICBRED SUPER SERIES (2YO COLTS & GELDINGS) (1ST SEMI-FINAL) - 2240m



23 December 2022 - 5:13PM



HARNESS RACING VICTORIA

RANK	TAB	Horse/ Driver	Top Speed (Km/h)	Fastest Section	First 50m	First 100m	First 200m	First Half	Middle Half	Last Half	Lead Time	1st Quarter	2nd Quarter	3rd Quarter	4th Quarter	Last Mile	Mile Rate	Distance Travelled	Gross Time/ Margin
					03.25	06.44	13.08	1:45.04	2:13.23	2:40.93	0:44.50	1:15.10 (0:30.60)	1:00.50 (0:29.90)	0:58.00 (0:28.10)	0:55.90 (0:27.80)				
1	6	BLAKE BOLAC	61.20	0:27.70	03.25	06.44	13.08	1:00.46	0:58.07	0:55.88	0:44.50 [1]	1:15.17 [1]	1:45.04 [1]	2:13.23 [1]	2:40.93 [1]	1:56.35	1:55.60	+6m	2:40.93
		Jason Lee	Lead	Q4			202m	806m	806m	806m	634m	404m	403m	404m	403m				
2	13	ROCK ARTIST	57.84	0:26.90	03.96	07.56	15.05	1:00.00	0:57.54	0:54.56	0:46.37 [11]	1:16.50 [10]	1:46.38 [9]	2:14.04 [6]	2:40.94 [2]	1:54.56	1:55.63	+32m	0.20m
		Mark Pitt	Lead	Q4			202m	818m	817m	817m	635m	410m	409m	409m	409m				
3	9	DON HUGO	59.04	0:27.68	03.78	07.09	14.11	1:00.01	0:57.57	0:55.95	0:46.08 [9]	1:16.19 [8]	1:46.10 [7]	2:13.77 [3]	2:42.04 [3]	1:55.96	1:56.42	+25m	14.90m
		Jodi Quinlan	Lead	Q3			200m	817m	817m	815m	633m	409m	408m	410m	406m				
4	11	MOMENTUM SWING	56.64	0:28.12	04.14	07.74	14.54	1:00.52	0:58.10	0:56.70	0:45.82 [8]	1:16.34 [9]	1:46.34 [8]	2:14.45 [8]	2:43.03 [4]	1:57.21	1:57.13	+7m	28.20m
		Cameron Maggs	Lead	Q3			200m	805m	808m	813m	627m	403m	403m	406m	409m				
5	3	KENLEY	60.26	0:28.30	03.36	06.59	13.35	1:00.48	0:58.24	0:57.35	0:45.23 [4]	1:15.77 [5]	1:45.72 [4]	2:14.02 [5]	2:43.07 [5]	1:57.84	1:57.16	+3m	28.70m
		Nathan Jack	Lead	Q3			201m	806m	806m	806m	631m	404m	403m	404m	403m				
6	8	HESTHEONETOWATCH	61.16	0:28.33	03.73	06.89	13.55	1:00.00	0:58.26	0:58.09	0:45.47 [5]	1:15.56 [4]	1:45.47 [3]	2:13.81 [4]	2:43.56 [6]	1:58.09	1:57.52	+20m	35.40m
		David Moran	Lead	Q3			199m	818m	815m	811m	630m	409m	409m	407m	405m				
7	5	ALWAYS TORQUE TOME	57.08	0:28.53	03.74	07.24	14.73	1:00.38	0:58.59	0:57.09	0:46.35 [10]	1:16.69 [11]	1:46.74 [11]	2:15.27 [10]	2:43.83 [7]	1:57.47	1:57.70	+5m	38.90m
		Kerryn Manning	Lead	Q3			201m	806m	807m	809m	629m	404m	403m	405m	405m				

Note: Timing is based on positional data

[] Indicates rank at the end of each section

-:--:- No data available for this section

N/A Information not available

Tabcorp Park Melton VIC - M-CLASS

Race 1: CAPTAIN CRUNCH VICBRED SUPER SERIES (2YO COLTS & GELDINGS) (1ST SEMI-FINAL) - 2240m



23 December 2022 - 5:13PM



HARNESS RACING VICTORIA

RANK	TAB	Horse/ Driver	Top Speed (Km/h)	Fastest Section	First 50m	First 100m	First 200m	First Half	Middle Half	Last Half	Lead Time	1st Quarter	2nd Quarter	3rd Quarter	4th Quarter	Last Mile	Mile Rate	Distance Travelled	Gross Time/ Margin
					03.25	06.44	13.08	1:45.04	2:13.23	2:40.93	0:44.50	1:15.10 (0:30.60)	1:00.50 (0:29.90)	0:58.00 (0:28.10)	0:55.90 (0:27.80)				
8	2	OUR MASTER PLAY	59.66	0:28.43	03.50	06.75	13.78	1:00.02	0:58.36	0:58.70	0:45.78 [7]	1:15.90 [6]	1:45.81 [5]	2:14.25 [7]	2:44.52 [8]	1:58.73	1:58.20	+23m	48.10m
		John Caldwell	Lead	Q3			201m	817m	814m	812m	633m	410m	408m	407m	406m				
9	1	SLICE OF CHEDDAR	60.97	0:28.34	03.31	06.50	13.09	1:00.48	0:58.28	0:59.24	0:44.88 [2]	1:15.44 [3]	1:45.36 [2]	2:13.71 [2]	2:44.61 [9]	1:59.72	1:58.26	+1m	49.30m
		James Herbertson	Lead	Q3			200m	806m	807m	805m	629m	402m	405m	403m	403m				
10	10	SUNSHINE SAINT	57.46	0:28.61	03.95	07.38	14.13	1:00.48	0:58.56	0:59.76	0:45.52 [6]	1:16.06 [7]	1:46.01 [6]	2:14.62 [9]	2:45.78 [10]	2:00.25	1:59.10	0m	65m
		Luke Dunne	Lead	Q3			200m	806m	805m	806m	628m	404m	403m	404m	403m				
11	7	THENOTORIOUSEMACEE	57.52	0:28.55	03.63	07.20	15.24	1:00.07	0:58.44	1:00.56	0:46.67 [12]	1:16.85 [12]	1:46.74 [12]	2:15.28 [11]	2:47.30 [11]	2:00.63	2:00.20	+25m	85.40m
		Chris Alford	Lead	Q3			203m	815m	815m	814m	635m	408m	408m	408m	407m				
12	12	HES ALL TORQUE	58.53	0:28.90	03.95	07.31	14.35	1:01.40	1:00.30	1:00.77	0:45.22 [3]	1:15.21 [2]	1:46.62 [10]	2:15.52 [12]	2:47.38 [12]	2:02.16	2:00.26	+43m	86.60m
		Kate Gath	Lead	Q3			202m	823m	823m	822m	637m	411m	413m	412m	412m				

Scratched: GOOD DAY (4)

Note: Timing is based on positional data

[] Indicates rank at the end of each section

-:--:- No data available for this section

N/A Information not available

Tabcorp Park Melton VIC - M-CLASS

Race 2: ROCK N ROLL HEAVEN VICBRED SUPER SERIES (4YO ENTIRES & GELDINGS) (1ST SEMI-FINAL) - 2240m



23 December 2022 - 5:38PM



HARNESS RACING VICTORIA

RANK	TAB	Horse/ Driver	Top Speed (Km/h)	Fastest Section	First 50m 03.37	First 100m 06.42	First 200m 12.57	First Half 1:45.70	Middle Half 2:13.76	Last Half 2:40.30	Lead Time 0:45.10	1st Quarter	2nd Quarter	3rd Quarter	4th Quarter	Last Mile	Mile Rate	Distance Travelled	Gross Time/ Margin
												1:15.60 (0:30.50)	1:00.50 (0:30.00)	0:58.10 (0:28.10)	0:54.70 (0:26.60)				
1	9	BETTER ECLIPSE	58.85	0:26.54	03.81	07.11	13.90	1:00.16	0:57.85	0:54.43	0:45.70 [4]	1:15.91 [2]	1:45.86 [2]	2:13.76 [1]	2:40.30 [1]	1:54.59	1:55.20	+24m	2:40.30
		Greg Sugars	Lead	Q4			200m	819m	815m	812m	634m	412m	408m	408m	405m				
2	4	ARDENS ACE NZ	63.83	0:26.54	03.36	06.42	12.57	1:00.59	0:58.13	0:54.62	0:45.10 [1]	1:15.65 [1]	1:45.70 [1]	2:13.78 [2]	2:40.32 [2]	1:55.21	1:55.19	0m	0.40m
		Matthew Craven	Lead	Q4			200m	806m	806m	806m	628m	405m	402m	404m	403m				
3	6	JILLIBY DYNAMITE	60.91	0:26.35	03.44	06.68	13.12	1:00.66	0:57.88	0:54.25	0:45.79 [6]	1:16.48 [6]	1:46.45 [6]	2:14.35 [5]	2:40.70 [3]	1:54.90	1:55.46	+22m	5.40m
		Jason Lee	Lead	Q4			200m	817m	815m	812m	633m	410m	408m	408m	405m				
4	7	ULTIMATE VINNIE	59.85	0:26.65	03.49	06.76	13.50	1:00.65	0:57.88	0:54.55	0:45.50 [3]	1:16.17 [4]	1:46.15 [4]	2:14.05 [3]	2:40.70 [4]	1:55.20	1:55.46	+24m	5.40m
		Nathan Jack	Lead	Q4			201m	816m	814m	811m	635m	410m	407m	407m	405m				
5	2	LA CAPTAIN	62.44	0:26.66	03.37	06.46	12.92	1:00.56	0:58.16	0:54.76	0:45.43 [2]	1:15.95 [3]	1:46.01 [3]	2:14.11 [4]	2:40.76 [5]	1:55.33	1:55.50	0m	6.30m
		Bailey McDonough	Lead	Q4			199m	806m	806m	806m	628m	404m	402m	404m	403m				
6	11	CAPTAIN BELLASARIO	56.75	0:26.26	04.13	07.69	14.69	1:00.53	0:57.48	0:53.78	0:46.52 [9]	1:17.09 [10]	1:47.05 [10]	2:14.56 [7]	2:40.84 [6]	1:54.32	1:55.56	+29m	7.30m
		Jack Laugher	Q4	Q4			199m	818m	818m	818m	632m	410m	408m	410m	409m				
7	10	THE RACONTEUR NZ	57.16	0:26.35	03.97	07.44	14.31	1:00.55	0:57.86	0:54.22	0:46.21 [8]	1:16.79 [8]	1:46.77 [8]	2:14.65 [8]	2:40.99 [7]	1:54.77	1:55.67	+23m	9.30m
		Mark Pitt	Q4	Q4			200m	817m	815m	813m	633m	411m	408m	408m	406m				

Note: Timing is based on positional data

[] Indicates rank at the end of each section

-:--:- No data available for this section

N/A Information not available

Tabcorp Park Melton VIC - M-CLASS

Race 2: ROCK N ROLL HEAVEN VICBRED SUPER SERIES (4YO ENTIRES & GELDINGS) (1ST SEMI-FINAL) - 2240m



23 December 2022 - 5:38PM



HARNESS RACING VICTORIA

RANK	TAB	Horse/Driver	Top Speed (Km/h)	Fastest Section	First 50m	First 100m	First 200m	First Half	Middle Half	Last Half	Lead Time	1st Quarter	2nd Quarter	3rd Quarter	4th Quarter	Last Mile	Mile Rate	Distance Travelled	Gross Time/Margin
					03.37	06.42	12.57	1:45.70	2:13.76	2:40.30	0:45.10	1:15.60 (0:30.50)	1:00.50 (0:30.00)	0:58.10 (0:28.10)	0:54.70 (0:26.60)				
8	12	YAMBUKIAN	57.04	0:26.23	04.11	07.76	15.08	1:00.52	0:57.48	0:53.78	0:46.85 [11]	1:17.43 [12]	1:47.37 [12]	2:14.92 [10]	2:41.15 [8]	1:54.28	1:55.78	+31m	11.40m
		Kate Gath	Q4	Q4			200m	818m	817m	820m	633m	410m	408m	410m	410m				
9	1	QUIET STORM	59.10	0:26.74	03.50	06.81	13.36	1:00.57	0:58.26	0:54.91	0:45.72 [5]	1:16.22 [5]	1:46.31 [5]	2:14.49 [6]	2:41.22 [9]	1:55.50	1:55.83	0m	12.40m
		Xavier O'Connor	Lead	Q4			200m	807m	805m	806m	627m	405m	402m	404m	403m				
10	13	ROCKET BOY	56.30	0:26.43	03.97	07.62	15.38	1:00.16	0:58.25	0:54.60	0:46.75 [10]	1:16.86 [9]	1:46.92 [9]	2:15.10 [12]	2:41.53 [10]	1:54.77	1:56.05	+3m	16.50m
		Daryl Douglas	Q4	Q4			201m	807m	806m	805m	630m	404m	404m	403m	403m				
11	5	HAMELDAEME	55.90	0:26.65	03.71	07.26	14.87	1:00.11	0:57.82	0:54.46	0:47.13 [12]	1:17.24 [11]	1:47.25 [11]	2:15.05 [11]	2:41.71 [11]	1:54.56	1:56.18	+12m	18.90m
		Clinton Welsh	Q4	Q4			201m	805m	809m	811m	635m	403m	403m	407m	405m				
12	8	POPS BOY	58.96	0:26.96	03.83	07.12	13.78	1:00.57	0:58.27	0:55.16	0:46.05 [7]	1:16.55 [7]	1:46.63 [7]	2:14.82 [9]	2:41.79 [12]	1:55.74	1:56.24	+1m	20m
		Doc Wilson	Lead	Q4			200m	807m	807m	806m	628m	405m	403m	404m	402m				

Scratched: VAPAR FIRE (3)

Note: Timing is based on positional data

[] Indicates rank at the end of each section

-:--:- No data available for this section

N/A Information not available

Tabcorp Park Melton VIC - M-CLASS

Race 3: CAPTAIN CRUNCH VICBRED SUPER SERIES (2YO COLTS & GELDINGS) (2ND SEMI-FINAL) - 2240m



23 December 2022 - 6:03PM



HARNESS RACING VICTORIA

RANK	TAB	Horse/ Driver	Top Speed (Km/h)	Fastest Section	First 50m	First 100m	First 200m	First Half	Middle Half	Last Half	Lead Time	1st Quarter	2nd Quarter	3rd Quarter	4th Quarter	Last Mile	Mile Rate	Distance Travelled	Gross Time/ Margin
					03.35	06.51	13.11	1:50.16	2:19.53	2:45.23	0:47.30	1:18.40 (0:31.10)	1:02.80 (0:31.70)	1:01.10 (0:29.40)	0:55.10 (0:25.70)				
1	8	THE LOST STORM	58.99	0:25.71	04.24	07.72	14.94	1:02.85	1:01.09	0:55.07	0:47.30 [1]	1:18.43 [1]	1:50.16 [1]	2:19.53 [1]	2:45.23 [1]	1:57.92	1:58.70	+4m	2:45.23
		Mark Pitt	Q4	Q4			200m	804m	805m	806m		635m	403m	402m	404m				
2	4	PERFECT CLASS	58.31	0:25.64	03.64	07.02	13.91	1:02.97	1:01.08	0:54.99	0:47.46 [2]	1:18.70 [2]	1:50.43 [3]	2:19.78 [3]	2:45.42 [2]	1:57.96	1:58.85	+4m	2.50m
		Kerryn Manning	Q4	Q4			201m	806m	806m	806m		632m	404m	402m	404m				
3	10	LITTLE LOUIE	57.83	0:25.94	03.91	07.32	14.23	1:02.40	1:00.79	0:55.30	0:47.99 [4]	1:18.96 [3]	1:50.39 [2]	2:19.74 [2]	2:45.69 [3]	1:57.69	1:59.04	+19m	6.10m
		Aaron Dunn	Q4	Q4			201m	814m	812m	811m		634m	408m	407m	406m				
4	5	OUR VINNIE	61.62	0:25.77	03.35	06.51	13.11	1:02.88	1:01.06	0:55.09	0:47.83 [3]	1:18.99 [4]	1:50.72 [5]	2:20.04 [5]	2:45.81 [4]	1:57.97	1:59.13	0m	7.80m
		Allan McDonough	Lead	Q4			200m	806m	805m	806m		628m	405m	402m	404m				
5	6	DOUGS PLATTER	62.07	0:25.56	03.39	06.50	13.46	1:02.82	1:01.06	0:54.89	0:48.18 [5]	1:19.27 [6]	1:51.00 [7]	2:20.33 [7]	2:45.89 [5]	1:57.71	1:59.19	+2m	8.80m
		Chris Alford	Lead	Q4			202m	806m	806m	807m		630m	404m	402m	404m				
6	12	ANOTHER NIEN	57.29	0:26.09	04.35	08.05	15.28	1:02.64	1:01.01	0:55.37	0:48.68 [7]	1:19.60 [7]	1:51.33 [9]	2:20.60 [8]	2:46.70 [6]	1:58.01	1:59.76	+8m	19.60m
		John Justice	Q4	Q4			202m	807m	807m	807m		635m	405m	403m	405m				
7	7	OTIS RISING	56.41	0:29.31	03.64	07.17	14.41	1:02.36	1:00.77	0:58.64	0:48.28 [6]	1:19.23 [5]	1:50.66 [4]	2:19.99 [4]	2:49.30 [7]	2:01.01	2:01.64	+22m	54.60m
		Lisa Miles	Lead	Q4			201m	813m	813m	813m		635m	408m	406m	408m				


Note: Timing is based on positional data

[] Indicates rank at the end of each section

-:--:-- No data available for this section

N/A Information not available

Tabcorp Park Melton VIC - M-CLASS



Race 3: CAPTAIN CRUNCH VICBRED SUPER SERIES (2YO COLTS & GELDINGS) (2ND SEMI-FINAL) - 2240m



23 December 2022 - 6:03PM

HARNESS RACING VICTORIA

RANK	TAB	Horse/ Driver	Top Speed (Km/h)	Fastest Section	First 50m	First 100m	First 200m	First Half	Middle Half	Last Half	Lead Time	1st Quarter	2nd Quarter	3rd Quarter	4th Quarter	Last Mile	Mile Rate	Distance Travelled	Gross Time/ Margin
					03.35	06.51	13.11	1:50.16	2:19.53	2:45.23	0:47.30	1:18.40 (0:31.10)	1:02.80 (0:31.70)	1:01.10 (0:29.40)	0:55.10 (0:25.70)				
8	11	LEAVEMEOUT	56.70	0:29.28	03.96	07.46	14.59	1:01.91	1:00.50	0:59.47	0:49.03 [8]	1:19.72 [8]	1:50.94 [6]	2:20.22 [6]	2:50.41 [8]	2:01.37	2:02.43	+16m	69.40m
		Josh Duggan	Lead	Q3			202m	811m	815m	815m	631m	404m	407m	408m	408m				
9	1	OZZIE PUNTA	58.00	0:30.87	03.66	07.03	13.90	1:02.07	1:05.30	1:06.45	0:49.22 [9]	1:20.09 [9]	1:51.28 [8]	2:25.40 [9]	2:57.75 [9]	2:08.53	2:07.70	+16m	167.80m
		Jack Laughher	Lead	Q1			199m	809m	817m	819m	628m	404m	407m	411m	408m				
10	2	ALWAYS THE SHOWMAN	53.76	0:29.85	07.64	11.26	18.78	1:03.45	1:03.30	1:00.93	0:53.44 [10]	1:24.68 [10]	1:56.90 [10]	2:27.97 [10]	2:57.83 [10]	2:04.38	2:07.76	+3m	168.90m
		James Herbertson	Lead	Q4			200m	807m	807m	808m	628m	405m	403m	405m	404m				

Scratched: AMBIGUOUS (3), GOOD DAY (9), TECHYS WATCHING (13)

Note: Timing is based on positional data

[] Indicates rank at the end of each section

-:--:- No data available for this section

N/A Information not available

Tabcorp Park Melton VIC - M-CLASS

Race 4: ALWAYS B MIKI VICBRED SUPER SERIES (3YO FILLIES) (1ST SEMI-FINAL) - 2240m



23 December 2022 - 6:33PM



HARNESS RACING VICTORIA

RANK	TAB	Horse/ Driver	Top Speed (Km/h)	Fastest Section	First 50m 03.22	First 100m 06.35	First 200m 13.08	First Half 1:49.47	Middle Half 2:17.74	Last Half 2:43.93	Lead Time 0:47.20	1st Quarter	2nd Quarter	3rd Quarter	4th Quarter	Last Mile	Mile Rate	Distance Travelled	Gross Time/ Margin
												1:17.80 (0:30.60)	1:02.30 (0:31.70)	0:59.90 (0:28.20)	0:54.40 (0:26.20)				
1	5	ENCIPHER	61.79	0:26.18	03.26	06.42	13.08	1:02.35	1:00.00	0:54.45	0:47.20 [1]	1:17.74 [1]	1:49.47 [1]	2:17.74 [1]	2:43.93 [1]	1:56.81	1:57.80	+3m	2:43.93
		Kate Gath	Lead	Q4			202m	806m	806m	805m	629m	403m	404m	403m	403m				
2	3	BEACH LIFE	62.40	0:26.23	03.22	06.35	13.27	1:02.35	0:59.96	0:54.47	0:47.39 [2]	1:18.02 [3]	1:49.75 [2]	2:17.98 [3]	2:44.21 [2]	1:56.82	1:57.98	0m	3.90m
		Kerryn Manning	Lead	Q4			200m	804m	806m	806m	627m	402m	403m	405m	402m				
3	11	SOHO HISTORIA	58.64	0:26.30	03.77	07.21	14.80	1:01.89	0:59.93	0:54.49	0:47.87 [6]	1:18.01 [2]	1:49.76 [3]	2:17.95 [2]	2:44.25 [3]	1:56.38	1:58.00	+28m	4.30m
		Mark Pitt	Lead	Q4			201m	815m	812m	812m	638m	410m	406m	407m	406m				
4	1	MITZI SAID	59.92	0:26.24	03.40	06.64	13.56	1:02.36	0:59.96	0:54.44	0:47.69 [4]	1:18.30 [4]	1:50.06 [5]	2:18.26 [4]	2:44.50 [4]	1:56.80	1:58.18	+6m	7.70m
		Monique Burnett	Lead	Q4			200m	805m	805m	806m	633m	403m	403m	404m	403m				
5	8	LEAVE YOUR HAT ON	58.89	0:26.37	03.80	07.11	13.98	1:02.34	0:59.97	0:54.55	0:48.02 [8]	1:18.59 [6]	1:50.37 [6]	2:18.55 [7]	2:44.92 [5]	1:56.89	1:58.49	+6m	13.40m
		Rebecca Bartley	Lead	Q4			199m	805m	805m	805m	632m	403m	403m	403m	403m				
6	12	NONPARREIL	57.60	0:26.46	03.92	07.50	14.97	1:02.26	0:59.04	0:54.06	0:48.65 [11]	1:19.49 [12]	1:50.91 [11]	2:18.53 [6]	2:44.98 [6]	1:56.33	1:58.53	+27m	14.10m
		Greg Sugars	Lead	Q4			202m	815m	817m	819m	631m	408m	408m	410m	409m				
7	10	HERESHECOMESSASSY	57.33	0:26.91	04.01	07.42	14.57	1:02.62	0:59.95	0:55.17	0:47.39 [2]	1:18.32 [5]	1:50.01 [4]	2:18.28 [5]	2:45.18 [7]	1:57.79	1:58.68	+27m	16.80m
		Josh Duggan	Lead	Q4			201m	816m	814m	812m	636m	410m	407m	408m	405m				

Note: Timing is based on positional data

[] Indicates rank at the end of each section

-:--:- No data available for this section

N/A Information not available

Tabcorp Park Melton VIC - M-CLASS

Race 4: ALWAYS B MIKI VICBRED SUPER SERIES (3YO FILLIES) (1ST SEMI-FINAL) - 2240m



23 December 2022 - 6:33PM



HARNESS RACING VICTORIA

RANK	TAB	Horse/Driver	Top Speed (Km/h)	Fastest Section	First 50m	First 100m	First 200m	First Half	Middle Half	Last Half	Lead Time	1st Quarter	2nd Quarter	3rd Quarter	4th Quarter	Last Mile	Mile Rate	Distance Travelled	Gross Time/Margin
												1:17.80 (0:30.60)	1:02.30 (0:31.70)	0:59.90 (0:28.20)	0:54.40 (0:26.20)				
8	9	SERGIOS ROCKET	59.56	0:26.47	03.76	07.06	14.21	1:02.31	0:59.94	0:54.61	0:48.35 [10]	1:18.88 [9]	1:50.67 [9]	2:18.82 [10]	2:45.28 [8]	1:56.92	1:58.75	+3m	18.10m
		Nathan Jack	Lead	Q4				200m	805m	805m	805m	630m	403m	403m	403m				
9	6	OUR LITTLE JET	60.76	0:26.52	03.37	06.60	13.54	1:02.63	0:59.89	0:54.64	0:48.02 [7]	1:18.88 [8]	1:50.66 [8]	2:18.77 [9]	2:45.30 [9]	1:57.27	1:58.76	+31m	18.40m
		David Moran	Lead	Q4				201m	814m	816m	819m	634m	409m	406m	411m				
10	13	RICH BEAUTY	57.02	0:26.28	03.94	07.54	15.25	1:02.23	0:59.99	0:54.50	0:48.72 [12]	1:19.18 [11]	1:50.96 [12]	2:19.17 [12]	2:45.46 [10]	1:56.73	1:58.87	+5m	20.50m
		Leigh Sutton	Lead	Q4				201m	805m	807m	807m	631m	404m	402m	406m				
11	7	MYKORONA	60.81	0:27.10	03.30	06.53	13.20	1:02.67	0:59.96	0:55.28	0:47.70 [5]	1:18.57 [6]	1:50.37 [7]	2:18.55 [8]	2:45.65 [11]	1:57.95	1:59.01	+24m	23.10m
		Aaron Dunn	Lead	Q4				202m	815m	812m	811m	636m	408m	407m	406m				
12	2	LADY IN LINE	59.17	0:26.96	03.39	06.77	13.90	1:02.60	0:59.66	0:54.87	0:48.31 [9]	1:19.17 [10]	1:50.92 [10]	2:18.83 [11]	2:45.79 [12]	1:57.47	1:59.11	+22m	24.90m
		Taylor Ford	Lead	Q4				200m	814m	812m	812m	633m	409m	406m	407m				

Scratched: IM PRINCESS BELLA (4)

Note: Timing is based on positional data

[] Indicates rank at the end of each section

-:--:- No data available for this section

N/A Information not available

Tabcorp Park Melton VIC - M-CLASS

Race 5: RIDE HIGH VICBRED SUPER SERIES (3YO COLTS & GELDINGS) (1ST SEMI-FINAL) - 2240m

23 December 2022 - 7:00PM



HARNESS RACING VICTORIA

RANK	TAB	Horse/ Driver	Top Speed (Km/h)	Fastest Section	First 50m	First 100m	First 200m	First Half	Middle Half	Last Half	Lead Time	1st Quarter	2nd Quarter	3rd Quarter	4th Quarter	Last Mile	Mile Rate	Distance Travelled	Gross Time/ Margin
					03.34	06.66	13.56	1:44.72	2:13.04	2:39.57	0:46.00	1:15.00 (0:29.00)	0:58.80 (0:29.80)	0:58.10 (0:28.30)	0:54.80 (0:26.50)				
1	2	HEZA SON OF AGUN	59.91	0:26.54	03.34	06.66	13.56	0:58.81	0:58.12	0:54.86	0:46.00 [1]	1:14.93 [1]	1:44.72 [1]	2:13.04 [1]	2:39.57 [1]	1:53.67	1:54.60	+5m	2:39.57
		Matthew Craven	Lead	Q4			199m	806m	806m	806m	629m	404m	403m	404m	403m				
2	7	COBBER	58.75	0:26.70	03.44	06.79	13.65	0:59.24	0:58.34	0:55.14	0:46.20 [2]	1:15.52 [5]	1:45.45 [6]	2:13.87 [7]	2:40.57 [2]	1:54.37	1:55.37	+33m	13.40m
		Michael Bellman	Lead	Q4			201m	817m	815m	816m	637m	410m	408m	408m	409m				
3	5	INTEREST FREE	58.47	0:27.03	03.43	06.81	13.81	0:58.89	0:58.34	0:55.46	0:46.27 [4]	1:15.25 [4]	1:45.17 [4]	2:13.60 [5]	2:40.62 [3]	1:54.35	1:55.40	+32m	14m
		Daryl Douglas	Lead	Q4			201m	819m	817m	816m	634m	412m	408m	410m	407m				
4	8	KHAFAJI	57.76	0:27.22	03.80	07.23	14.35	0:58.68	0:58.16	0:55.68	0:46.63 [5]	1:15.61 [6]	1:45.31 [5]	2:13.77 [6]	2:40.99 [4]	1:54.36	1:55.67	+5m	18.90m
		David Moran	Lead	Q4			200m	807m	806m	807m	628m	404m	403m	403m	404m				
5	13	CATCH A WAVE	56.80	0:27.55	04.11	07.92	16.00	0:57.92	0:56.79	0:55.55	0:47.63 [12]	1:16.77 [12]	1:45.55 [7]	2:13.56 [4]	2:41.11 [5]	1:53.48	1:55.75	+43m	20.50m
		Kate Gath	Q4	Q4			201m	821m	822m	822m	635m	411m	411m	412m	412m				
6	1	BRUTALLY HANDSOME	58.56	0:28.01	03.45	06.84	13.86	0:58.75	0:58.28	0:56.49	0:46.24 [3]	1:15.19 [3]	1:44.99 [3]	2:13.48 [3]	2:41.48 [6]	1:55.24	1:56.02	+4m	25.50m
		Ryan Duffy	Lead	Q4			200m	807m	807m	805m	628m	405m	403m	404m	402m				
7	12	SOLESSEO MATUCA	56.49	0:28.16	03.90	07.70	15.68	0:58.03	0:58.43	0:56.79	0:46.81 [7]	1:14.98 [2]	1:44.85 [2]	2:13.41 [2]	2:41.63 [7]	1:54.81	1:56.12	+32m	27.50m
		Anthony Butt	Lead	Q1			200m	821m	815m	811m	634m	414m	408m	408m	405m				

Note: Timing is based on positional data

[] Indicates rank at the end of each section


-:--:- No data available for this section

N/A Information not available

Tabcorp Park Melton VIC - M-CLASS

Race 5: RIDE HIGH VICBRED SUPER SERIES (3YO COLTS & GELDINGS) (1ST SEMI-FINAL) - 2240m

23 December 2022 - 7:00PM



HARNESS RACING VICTORIA

RANK	TAB	Horse/Driver	Top Speed (Km/h)	Fastest Section	First 50m	First 100m	First 200m	First Half	Middle Half	Last Half	Lead Time	1st Quarter	2nd Quarter	3rd Quarter	4th Quarter	Last Mile	Mile Rate	Distance Travelled	Gross Time/Margin
					03.34	06.66	13.56	1:44.72	2:13.04	2:39.57	0:46.00	1:15.00 (0:29.00)	0:58.80 (0:29.80)	0:58.10 (0:28.30)	0:54.80 (0:26.50)				
8	11	JET ROCK	55.61	0:27.81	04.17	07.84	15.14	0:58.49	0:57.53	0:55.91	0:47.39 [11]	1:16.45 [11]	1:45.88 [10]	2:13.99 [8]	2:41.79 [8]	1:54.40	1:56.24	+36m	29.70m
		Kerryn Manning	Q4	Q4			201m	816m	821m	822m	634m	409m	409m	413m	410m				
9	10	COMMANDER BUZZ	56.39	0:27.94	03.99	07.48	14.68	0:58.66	0:58.10	0:56.39	0:46.92 [8]	1:15.93 [8]	1:45.59 [8]	2:14.04 [9]	2:41.98 [9]	1:55.06	1:56.37	+2m	32.20m
		Glenn Hunter	Lead	Q4			200m	806m	806m	805m	628m	403m	404m	403m	403m				
10	6	REPELLING	56.17	0:27.55	03.57	07.23	14.48	0:59.03	0:58.54	0:56.10	0:47.03 [9]	1:16.10 [9]	1:46.06 [12]	2:14.63 [12]	2:42.17 [10]	1:55.13	1:56.51	+26m	34.70m
		Leigh Sutton	Lead	Q4			201m	816m	815m	812m	634m	410m	407m	409m	404m				
11	4	MY ULTIMATE LEVI	57.39	0:28.17	03.56	07.01	14.16	0:59.07	0:58.39	0:56.61	0:46.66 [6]	1:15.78 [7]	1:45.73 [9]	2:14.17 [10]	2:42.34 [11]	1:55.68	1:56.63	+25m	37m
		Allan McDonough	Lead	Q4			199m	817m	813m	812m	632m	411m	407m	407m	406m				
12	9	RACING TIME	55.64	0:28.16	03.95	07.77	16.02	0:58.63	0:58.09	0:56.60	0:47.26 [10]	1:16.25 [10]	1:45.90 [11]	2:14.33 [11]	2:42.49 [12]	1:55.23	1:56.74	0m	39.10m
		Nathan Jack	Lead	Q4			200m	806m	806m	804m	627m	403m	404m	403m	402m				

Scratched: MIKI MAHONEY (3)

Note: Timing is based on positional data

[] Indicates rank at the end of each section


-:--:- No data available for this section

N/A Information not available

Tabcorp Park Melton VIC - M-CLASS

Race 6: RIDE HIGH VICBRED SUPER SERIES (3YO COLTS & GELDINGS) (2ND SEMI-FINAL) - 2240m

23 December 2022 - 7:33PM



HARNESS RACING VICTORIA

RANK	TAB	Horse/ Driver	Top Speed (Km/h)	Fastest Section	First 50m	First 100m	First 200m	First Half	Middle Half	Last Half	Lead Time	1st Quarter	2nd Quarter	3rd Quarter	4th Quarter	Last Mile	Mile Rate	Distance Travelled	Gross Time/ Margin
					03.33	06.53	13.24	1:43.37	2:12.28	2:39.33	0:44.10	1:13.80 (0:29.70)	0:59.20 (0:29.50)	0:58.40 (0:28.90)	0:56.00 (0:27.10)				
1	9	HES CHARLIES ANGEL	60.08	0:27.03	03.66	06.90	13.56	0:59.26	0:58.44	0:55.95	0:44.10 [2]	1:13.86 [1]	1:43.37 [1]	2:12.28 [1]	2:39.33 [1]	1:55.22	1:54.50	+8m	2:39.33
		Charlene Gusman	Lead	Q4			200m	808m	806m	807m	632m	405m	403m	404m	404m				
2	2	LIGHTNING DAN	59.74	0:26.49	03.40	06.64	13.26	0:59.69	0:58.47	0:55.38	0:44.37 [4]	1:14.49 [5]	1:44.06 [5]	2:12.96 [5]	2:39.45 [2]	1:55.08	1:54.56	+4m	1.65m
		Nathan Jack	Lead	Q4			200m	806m	807m	807m	629m	403m	404m	405m	403m				
3	3	HOT DEAL	60.79	0:26.86	03.38	06.57	13.24	0:59.68	0:58.39	0:55.73	0:44.10 [1]	1:14.23 [2]	1:43.74 [3]	2:12.61 [3]	2:39.48 [3]	1:55.42	1:54.57	+5m	2.02m
		Aaron Dunn	Lead	Q4			201m	804m	804m	806m	632m	404m	402m	404m	403m				
4	13	ROARFORROSCOE	57.28	0:27.08	03.90	07.40	14.78	0:58.05	0:57.46	0:56.06	0:45.45 [11]	1:15.02 [9]	1:43.50 [2]	2:12.48 [2]	2:39.56 [4]	1:54.11	1:54.64	+30m	3.19m
		Juanita Breen	Lead	Q4			201m	819m	815m	813m	635m	411m	409m	408m	407m				
5	11	DON LOU	57.77	0:27.06	03.95	07.31	14.30	0:58.94	0:58.35	0:56.04	0:44.85 [7]	1:14.41 [4]	1:43.79 [4]	2:12.76 [4]	2:39.83 [5]	1:54.97	1:54.83	+26m	6.72m
		David Moran	Lead	Q4			200m	816m	814m	814m	634m	410m	406m	408m	407m				
6	1	MAJOR MAJOR	59.48	0:26.77	03.44	06.74	13.40	0:59.70	0:58.47	0:55.64	0:44.68 [6]	1:14.77 [7]	1:44.38 [8]	2:13.24 [7]	2:40.02 [6]	1:55.34	1:54.97	+3m	9.31m
		Greg Sugars	Lead	Q4			199m	806m	807m	808m	628m	403m	403m	405m	404m				
7	4	OFFYAROCKA CROCKER	60.75	0:27.19	03.33	06.53	13.39	0:59.92	0:58.77	0:56.16	0:44.15 [3]	1:14.27 [3]	1:44.08 [6]	2:13.05 [6]	2:40.24 [7]	1:56.08	1:55.12	+34m	12.20m
		Mark Pitt	Lead	Q4			201m	817m	814m	815m	639m	411m	407m	408m	408m				


Note: Timing is based on positional data

[] Indicates rank at the end of each section

-:--:- No data available for this section

N/A Information not available

Tabcorp Park Melton VIC - M-CLASS



Race 6: RIDE HIGH VICBRED SUPER SERIES (3YO COLTS & GELDINGS) (2ND SEMI-FINAL) - 2240m



23 December 2022 - 7:33PM

HARNESS RACING VICTORIA

RANK	TAB	Horse/ Driver	Top Speed (Km/h)	Fastest Section	First 50m	First 100m	First 200m	First Half	Middle Half	Last Half	Lead Time	1st Quarter	2nd Quarter	3rd Quarter	4th Quarter	Last Mile	Mile Rate	Distance Travelled	Gross Time/ Margin
					03.33	06.53	13.24	1:43.37	2:12.28	2:39.33	0:44.10	1:13.80 (0:29.70)	0:59.20 (0:29.50)	0:58.40 (0:28.90)	0:56.00 (0:27.10)				
8	6	DOUBLE THE HUNTER	58.94	0:27.35	03.39	06.75	13.91	0:59.48	0:58.78	0:56.34	0:45.14 [9]	1:14.84 [8]	1:44.62 [9]	2:13.62 [10]	2:40.97 [8]	1:55.83	1:55.65	+30m	22.01m
		Michelle Phillips	Lead	Q4			200m	815m	815m	815m	637m	409m	407m	408m	407m				
9	10	ANDREW	58.58	0:27.78	03.90	07.23	14.00	0:59.89	0:58.79	0:56.78	0:44.47 [5]	1:14.54 [6]	1:44.36 [7]	2:13.34 [8]	2:41.13 [9]	1:56.65	1:55.76	+23m	24.14m
		Chris Alford	Lead	Q4			200m	814m	815m	814m	632m	408m	407m	408m	407m				
10	12	OPERATIVE LINE	58.38	0:27.70	03.77	07.17	14.43	0:59.74	0:58.47	0:56.47	0:45.30 [10]	1:15.38 [11]	1:45.05 [12]	2:13.84 [11]	2:41.53 [10]	1:56.23	1:56.05	+9m	29.57m
		James Herbertson	Lead	Q4			202m	805m	808m	808m	633m	402m	404m	405m	404m				
11	7	MAC CHEDDAR	57.02	0:27.77	03.57	07.09	14.75	0:59.06	0:58.37	0:56.78	0:45.86 [12]	1:15.56 [12]	1:44.92 [11]	2:13.92 [12]	2:41.70 [11]	1:55.83	1:56.17	+26m	31.80m
		Kerryn Manning	Lead	Q4			204m	812m	814m	815m	637m	405m	408m	407m	409m				
12	8	IDEALROCKIDEALROLL	59.07	0:28.22	03.83	07.14	13.77	0:59.69	0:58.49	0:57.10	0:44.98 [8]	1:15.07 [10]	1:44.67 [10]	2:13.55 [9]	2:41.78 [12]	1:56.79	1:56.23	0m	32.87m
		Rebecca Bartley	Lead	Q4			198m	805m	806m	806m	626m	403m	403m	404m	403m				

Scratched: MIKI MAHONEY (5)

Note: Timing is based on positional data

[] Indicates rank at the end of each section

-:--:-- No data available for this section

N/A Information not available

Tabcorp Park Melton VIC - M-CLASS

Race 7: ROCK N ROLL HEAVEN VICBRED SUPER SERIES (4YO ENTIRES & GELDINGS) (2ND SEMI-FINAL) - 2240m



23 December 2022 - 8:03PM



HARNESS RACING VICTORIA

RANK	TAB	Horse/ Driver	Top Speed (Km/h)	Fastest Section	First 50m	First 100m	First 200m	First Half	Middle Half	Last Half	Lead Time	1st Quarter	2nd Quarter	3rd Quarter	4th Quarter	Last Mile	Mile Rate	Distance Travelled	Gross Time/ Margin
					03.33	06.40	12.56	1:44.56	2:12.43	2:39.10	0:43.60	1:15.30 (0:31.70)	1:01.00 (0:29.30)	0:57.10 (0:27.80)	0:54.50 (0:26.70)				
1	4	MAJOR MOTH	62.43	0:26.66	03.42	06.54	12.95	1:00.96	0:57.19	0:54.53	0:43.60 [1]	1:15.23 [1]	1:44.56 [1]	2:12.43 [1]	2:39.10 [1]	1:55.49	1:54.30	+8m	2:39.10
		Damian Wilson	Lead	Q4			201m	807m	807m	806m		632m	403m	405m	404m				
2	10	NARUTAC PRINCE	58.46	0:26.51	03.87	07.21	13.97	0:59.85	0:57.01	0:54.22	0:45.21 [7]	1:15.78 [3]	1:45.07 [4]	2:12.78 [4]	2:39.28 [2]	1:54.07	1:54.44	+28m	2.63m
		David Moran	Lead	Q4			201m	820m	816m	814m		632m	412m	409m	408m				
3	3	IDYLLIC	61.26	0:26.99	03.37	06.55	12.84	1:00.89	0:57.14	0:54.81	0:43.99 [2]	1:15.57 [2]	1:44.88 [3]	2:12.72 [3]	2:39.70 [3]	1:55.71	1:54.74	+4m	8.11m
		Chris Alford	Lead	Q4			200m	805m	807m	806m		631m	403m	403m	404m				
4	8	ACT NOW	56.92	0:27.37	04.12	07.67	14.45	0:59.22	0:56.56	0:55.10	0:45.60 [8]	1:15.98 [5]	1:44.82 [2]	2:12.54 [2]	2:39.91 [4]	1:54.31	1:54.89	+27m	10.94m
		Jodi Quinlan	Lead	Q4			201m	819m	817m	814m		632m	412m	408m	409m				
5	11	LONGFELLOW	55.89	0:26.87	03.99	07.53	14.86	0:59.72	0:57.07	0:54.68	0:45.91 [9]	1:16.37 [8]	1:45.63 [8]	2:13.45 [8]	2:40.32 [5]	1:54.41	1:55.18	+26m	16.36m
		Rebecca Bartley	Lead	Q4			202m	816m	816m	815m		634m	409m	408m	410m				
6	12	ONE BIG SHEW	57.16	0:26.81	04.14	07.92	15.21	0:59.68	0:56.95	0:54.51	0:46.24 [10]	1:16.68 [10]	1:45.92 [10]	2:13.64 [9]	2:40.44 [6]	1:54.20	1:55.27	+29m	18.04m
		Josh Dickie	Q4	Q4			200m	816m	816m	818m		633m	409m	408m	409m				
7	6	OZZIE PLAYBOY	59.20	0:27.81	03.54	06.89	13.49	1:00.49	0:57.09	0:55.68	0:44.85 [5]	1:16.05 [6]	1:45.35 [6]	2:13.15 [6]	2:41.02 [7]	1:56.16	1:55.68	+24m	25.76m
		Daryl Douglas	Lead	Q3			200m	816m	816m	813m		633m	408m	409m	409m				

Note: Timing is based on positional data

[] Indicates rank at the end of each section

-:--:- No data available for this section

N/A Information not available

Tabcorp Park Melton VIC - M-CLASS

Race 7: ROCK N ROLL HEAVEN VICBRED SUPER SERIES (4YO ENTIRES & GELDINGS) (2ND SEMI-FINAL) - 2240m



23 December 2022 - 8:03PM



HARNESS RACING VICTORIA

RANK	TAB	Horse/Driver	Top Speed (Km/h)	Fastest Section	First 50m	First 100m	First 200m	First Half	Middle Half	Last Half	Lead Time	1st Quarter	2nd Quarter	3rd Quarter	4th Quarter	Last Mile	Mile Rate	Distance Travelled	Gross Time/Margin
					03.33	06.40	12.56	1:44.56	2:12.43	2:39.10	0:43.60	1:15.30 (0:31.70)	1:01.00 (0:29.30)	0:57.10 (0:27.80)	0:54.50 (0:26.70)				
8	5	HES A COOL MACH	63.75	0:27.85	03.33	06.40	12.56	1:00.83	0:57.14	0:55.93	0:44.32 [3]	1:15.87 [4]	1:45.15 [5]	2:13.01 [5]	2:41.09 [8]	1:56.76	1:55.73	+4m	26.69m
		Matthew Craven	Lead	Q3			202m	806m	807m	806m	629m	403m	404m	404m	403m				
9	1	TIGER BAND WAGON	58.26	0:27.83	03.54	06.88	13.50	1:00.73	0:57.19	0:55.73	0:44.73 [4]	1:16.18 [7]	1:45.47 [7]	2:13.38 [7]	2:41.20 [9]	1:56.47	1:55.82	+3m	28.24m
		James Herbertson	Lead	Q4			199m	807m	808m	806m	626m	404m	404m	404m	403m				
10	9	NIGHT SCHOOL	57.26	0:27.88	03.88	07.30	14.10	1:00.65	0:57.14	0:55.85	0:45.18 [6]	1:16.57 [9]	1:45.83 [9]	2:13.72 [10]	2:41.68 [10]	1:56.50	1:56.16	0m	34.72m
		Stephen Boyington	Lead	Q3			199m	806m	806m	805m	626m	403m	404m	403m	403m				
11	13	STIR ME UP	54.40	0:27.67	04.27	07.99	15.52	0:59.73	0:57.11	0:55.55	0:46.44 [11]	1:16.93 [11]	1:46.18 [11]	2:14.05 [11]	2:41.72 [11]	1:55.28	1:56.19	+4m	35.22m
		Anthony Butt	Q4	Q4			201m	806m	810m	808m	629m	403m	404m	406m	403m				
12	7	HARRYHOO	55.03	0:27.99	03.74	07.50	15.60	0:59.22	0:57.17	0:56.86	0:47.24 [12]	1:17.26 [12]	1:46.46 [12]	2:14.44 [12]	2:43.31 [12]	1:56.07	1:57.33	+8m	56.54m
		Jack Laugher	Lead	Q3			203m	808m	808m	807m	632m	405m	404m	405m	403m				

Scratched: VAPAR FIRE (2)

Note: Timing is based on positional data

[] Indicates rank at the end of each section

-:--:- No data available for this section

N/A Information not available

Tabcorp Park Melton VIC - M-CLASS

Race 8: ALWAYS B MIKI VICBRED SUPER SERIES (3YO FILLIES) (2ND SEMI-FINAL) - 2240m



23 December 2022 - 8:33PM



HARNESS RACING VICTORIA

RANK	TAB	Horse/ Driver	Top Speed (Km/h)	Fastest Section	First 50m 03.22	First 100m 06.28	First 200m 12.74	First Half 1:46.24	Middle Half 2:14.33	Last Half 2:41.12	Lead Time 0:45.10	1st Quarter	2nd Quarter	3rd Quarter	4th Quarter	Last Mile	Mile Rate	Distance Travelled	Gross Time/ Margin
												1:15.70 (0:30.60)	1:01.20 (0:30.60)	0:58.60 (0:28.00)	0:54.80 (0:26.80)				
1	9	AMORE VITA NZ	59.00	0:26.61	03.81	07.12	14.02	1:00.55	0:57.99	0:54.33	0:46.25 [6]	1:16.52 [5]	1:46.80 [5]	2:14.51 [2]	2:41.12 [1]	1:54.87	1:55.80	+27m	2:41.12
		Chris Alford	Lead	Q4			200m	815m	816m	816m	635m	408m	407m	410m	408m				
2	3	PETILLANTE	62.15	0:27.19	03.22	06.41	13.01	1:01.17	0:58.70	0:55.28	0:45.10 [1]	1:15.62 [1]	1:46.24 [1]	2:14.33 [1]	2:41.52 [2]	1:56.44	1:56.04	+2m	5.26m
		Mark Pitt	Lead	Q4			200m	803m	805m	806m	631m	402m	402m	404m	404m				
3	7	TALK TIME	57.83	0:26.79	03.50	07.00	14.44	1:00.42	0:57.68	0:54.22	0:46.94 [10]	1:17.13 [9]	1:47.37 [8]	2:14.80 [5]	2:41.59 [3]	1:54.64	1:56.10	+28m	6.29m
		Jodi Quinlan	Lead	Q4			202m	814m	815m	816m	637m	407m	407m	409m	408m				
4	6	RELENTLESS ME	63.77	0:27.06	03.25	06.28	12.74	1:01.08	0:58.66	0:55.15	0:45.43 [2]	1:15.95 [2]	1:46.52 [3]	2:14.62 [4]	2:41.67 [4]	1:56.24	1:56.15	0m	7.36m
		Anthony Butt	Lead	Q4			200m	805m	804m	806m	628m	404m	402m	403m	403m				
5	13	STAR CELEBRITY	56.83	0:26.70	04.20	07.84	15.00	1:00.39	0:57.66	0:54.09	0:47.28 [12]	1:17.42 [12]	1:47.67 [10]	2:15.08 [8]	2:41.77 [5]	1:54.48	1:56.22	+27m	8.68m
		Allan McDonough	Q3	Q4			201m	815m	816m	817m	634m	408m	407m	410m	408m				
6	1	JO AN JO	60.03	0:26.96	03.44	06.65	13.32	1:01.09	0:58.66	0:55.05	0:45.72 [3]	1:16.24 [4]	1:46.81 [4]	2:14.90 [6]	2:41.86 [6]	1:56.14	1:56.28	+1m	9.92m
		James Herbertson	Lead	Q4			199m	806m	807m	806m	627m	403m	403m	404m	403m				
7	4	SOHO RHAPSODY	60.05	0:27.03	03.39	06.64	13.42	1:00.93	0:58.62	0:55.07	0:46.21 [5]	1:16.56 [6]	1:47.14 [7]	2:15.19 [9]	2:42.21 [7]	1:56.00	1:56.54	+2m	14.62m
		Michael Stanley	Lead	Q4			200m	804m	805m	806m	629m	403m	402m	405m	402m				

Note: Timing is based on positional data

[] Indicates rank at the end of each section

-:--:- No data available for this section

N/A Information not available

Tabcorp Park Melton VIC - M-CLASS

Race 8: ALWAYS B MIKI VICBRED SUPER SERIES (3YO FILLIES) (2ND SEMI-FINAL) - 2240m



23 December 2022 - 8:33PM



HARNESS RACING VICTORIA

RANK	TAB	Horse/Driver	Top Speed (Km/h)	Fastest Section	First 50m	First 100m	First 200m	First Half	Middle Half	Last Half	Lead Time	1st Quarter	2nd Quarter	3rd Quarter	4th Quarter	Last Mile	Mile Rate	Distance Travelled	Gross Time/Margin
												1:15.70 (0:30.60)	1:01.20 (0:30.60)	0:58.60 (0:28.00)	0:54.80 (0:26.80)				
8	12	GIPSY PRINCESS	56.52	0:26.88	03.98	07.45	14.63	1:00.78	0:58.15	0:54.50	0:47.15 [11]	1:17.40 [11]	1:47.93 [12]	2:15.55 [12]	2:42.43 [8]	1:55.28	1:56.70	+14m	17.58m
		Greg Sugars	Lead	Q4				201m	807m	812m	815m	631m	403m	405m	408m				
9	11	MISS EX	55.99	0:27.26	04.12	07.69	14.62	1:00.87	0:58.10	0:54.75	0:46.87 [9]	1:17.13 [10]	1:47.74 [11]	2:15.23 [10]	2:42.50 [9]	1:55.63	1:56.75	+6m	18.45m
		David Miles	Q3	Q4				200m	804m	808m	812m	628m	402m	403m	407m				
10	2	ELEGANT	58.63	0:28.08	03.53	06.85	13.72	1:00.54	0:58.37	0:56.41	0:45.94 [4]	1:16.20 [3]	1:46.49 [2]	2:14.56 [3]	2:42.90 [10]	1:56.95	1:57.04	+18m	23.80m
		Ryan Duffy	Lead	Q3				200m	813m	812m	811m	633m	408m	406m	407m				
11	5	COCORA	56.63	0:27.85	03.63	07.16	14.37	1:00.51	0:58.10	0:55.86	0:46.59 [8]	1:16.83 [7]	1:47.10 [6]	2:14.94 [7]	2:42.95 [11]	1:56.36	1:57.07	+23m	24.54m
		Michael Bellman	Lead	Q3				202m	815m	814m	813m	634m	408m	407m	408m				
12	10	THE EGG COUNTER	57.07	0:27.64	03.92	07.39	14.18	1:00.90	0:58.68	0:55.73	0:46.55 [7]	1:16.86 [8]	1:47.45 [9]	2:15.54 [11]	2:43.18 [12]	1:56.63	1:57.24	+1m	27.64m
		Daryl Douglas	Lead	Q4				200m	804m	805m	807m	629m	403m	402m	404m				

Scratched: IM PRINCESS BELLA (8)

Note: Timing is based on positional data

[] Indicates rank at the end of each section

-:--:- No data available for this section

N/A Information not available

Tabcorp Park Melton VIC - M-CLASS

Race 9: ART MAJOR VICBRED SUPER SERIES (2YO FILLIES) (1ST SEMI-FINAL) - 2240m



23 December 2022 - 9:03PM



HARNESS RACING VICTORIA

RANK	TAB	Horse/ Driver	Top Speed (Km/h)	Fastest Section	First 50m 03.46	First 100m 06.71	First 200m 13.54	First Half 1:47.40	Middle Half 2:15.55	Last Half 2:43.07	Lead Time 0:45.90	1st Quarter	2nd Quarter	3rd Quarter	4th Quarter	Last Mile	Mile Rate	Distance Travelled	Gross Time/ Margin
												1:16.60 (0:30.70)	1:01.60 (0:30.90)	0:59.00 (0:28.10)	0:55.60 (0:27.50)				
1	6	SWEET BELLA	57.56	0:27.51	03.53	06.92	14.06	1:01.70	0:59.11	0:55.68	0:45.90 [1]	1:16.45 [1]	1:47.40 [1]	2:15.55 [1]	2:43.07 [1]	1:57.37	1:57.20	+13m	2:43.07
		Mark Pitt	Lead	Q4								205m	804m	805m	805m				
2	4	TEQUILA DELIGHT	58.31	0:27.45	03.53	06.84	13.93	1:01.51	0:58.80	0:55.55	0:46.37 [4]	1:17.18 [5]	1:47.89 [4]	2:15.98 [4]	2:43.43 [2]	1:57.06	1:57.42	+24m	4.86m
		Jodi Quinlan	Lead	Q4								201m	814m	813m	812m				
3	1	CLIVES GIRL	59.40	0:27.75	03.46	06.71	13.54	1:01.64	0:59.11	0:55.90	0:46.01 [2]	1:16.71 [2]	1:47.66 [3]	2:15.82 [3]	2:43.56 [3]	1:57.54	1:57.51	+1m	6.58m
		Charlene Gusman	Lead	Q4								200m	806m	806m	805m				
4	5	SOMETHIN BOUT EILY	56.82	0:28.01	03.53	07.00	14.34	0:59.99	0:58.78	0:56.17	0:47.57 [11]	1:16.94 [3]	1:47.56 [2]	2:15.72 [2]	2:43.73 [4]	1:56.15	1:57.63	+33m	8.89m
		Greg Sugars	Lead	Q4								202m	819m	811m	811m				
5	13	EMJAYBEE	55.70	0:27.47	03.93	07.50	14.86	1:01.55	0:59.13	0:55.60	0:46.72 [6]	1:17.26 [6]	1:48.27 [7]	2:16.40 [7]	2:43.87 [5]	1:57.15	1:57.73	+3m	10.73m
		Daryl Douglas	Lead	Q4								202m	806m	806m	806m				
6	8	OUR PRINCESS DI	59.18	0:27.97	03.84	07.11	13.87	1:01.66	0:59.14	0:56.14	0:46.28 [3]	1:16.97 [4]	1:47.94 [5]	2:16.11 [5]	2:44.08 [6]	1:57.80	1:57.88	0m	13.56m
		Jayden Barker	Lead	Q4			200m					806m	805m	805m	629m				
7	12	CHIRRIPO	56.72	0:27.41	04.10	07.53	14.56	1:01.53	0:58.63	0:55.28	0:47.31 [9]	1:18.09 [11]	1:48.84 [10]	2:16.72 [10]	2:44.13 [7]	1:56.81	1:57.92	+27m	14.21m
		Laura Crossland	Lead	Q4								201m	816m	814m	816m				


Note: Timing is based on positional data

[] Indicates rank at the end of each section

-:--:- No data available for this section

N/A Information not available

Tabcorp Park Melton VIC - M-CLASS



Race 9: ART MAJOR VICBRED SUPER SERIES (2YO FILLIES) (1ST SEMI-FINAL) - 2240m



23 December 2022 - 9:03PM

HARNESS RACING VICTORIA

RANK	TAB	Horse/ Driver	Top Speed (Km/h)	Fastest Section	First 50m	First 100m	First 200m	First Half	Middle Half	Last Half	Lead Time	1st Quarter	2nd Quarter	3rd Quarter	4th Quarter	Last Mile	Mile Rate	Distance Travelled	Gross Time/ Margin
					03.46	06.71	13.54	1:47.40	2:15.55	2:43.07	0:45.90	1:16.60 (0:30.70)	1:01.60 (0:30.90)	0:59.00 (0:28.10)	0:55.60 (0:27.50)				
8	10	SPRING BLUE	58.35	0:27.70	03.81	07.14	14.14	1:01.53	0:58.67	0:55.61	0:47.00 [7]	1:17.80 [9]	1:48.54 [8]	2:16.46 [8]	2:44.15 [8]	1:57.15	1:57.94	+27m	14.56m
		Allan McDonough	Lead	Q4			200m	816m	815m	817m	635m	410m	407m	409m	409m				
9	7	PARADISE VALLEY	54.51	0:27.91	03.87	07.48	15.14	1:01.48	0:59.13	0:56.00	0:47.08 [8]	1:17.52 [8]	1:48.56 [9]	2:16.66 [9]	2:44.56 [9]	1:57.48	1:58.23	+4m	20.09m
		Ross Payne	Lead	Q4			202m	805m	807m	807m	632m	403m	404m	404m	404m				
10	2	TIZZY LIZZIE	58.45	0:28.09	03.47	06.79	13.80	1:01.50	0:58.83	0:56.66	0:46.69 [5]	1:17.48 [7]	1:48.20 [6]	2:16.30 [6]	2:44.86 [10]	1:58.16	1:58.45	+22m	24.03m
		Bailey McDonough	Lead	Q3			200m	815m	813m	812m	635m	409m	407m	407m	406m				
11	3	DELIGHTFULL TAMMY	56.61	0:28.08	03.54	07.02	14.45	1:01.41	0:59.19	0:56.19	0:47.48 [10]	1:17.82 [10]	1:48.90 [11]	2:17.01 [11]	2:45.09 [11]	1:57.60	1:58.61	+9m	27.04m
		Kerryn Manning	Lead	Q4			203m	806m	807m	807m	637m	403m	404m	404m	404m				

Scratched: LEDECKY (9), NOTHINGBUTWAVES (11)

Note: Timing is based on positional data

[] Indicates rank at the end of each section

-:--:- No data available for this section

N/A Information not available

Tabcorp Park Melton VIC - M-CLASS



Race 10: ART MAJOR VICBRED SUPER SERIES (2YO FILLIES) (2ND SEMI-FINAL) - 2240m



23 December 2022 - 9:34PM

HARNESS RACING VICTORIA

RANK	TAB	Horse/ Driver	Top Speed (Km/h)	Fastest Section	First 50m	First 100m	First 200m	First Half	Middle Half	Last Half	Lead Time	1st Quarter	2nd Quarter	3rd Quarter	4th Quarter	Last Mile	Mile Rate	Distance Travelled	Gross Time/ Margin
					03.45	06.68	13.50	1:48.57	2:17.98	2:44.56	0:46.90	1:17.10 (0:30.20)	1:01.70 (0:31.50)	1:00.90 (0:29.40)	0:56.00 (0:26.60)				
1	2	JOYFUL	59.85	0:26.57	03.45	06.68	13.50	1:01.66	1:00.93	0:55.99	0:46.90 [1]	1:17.06 [1]	1:48.57 [1]	2:17.98 [1]	2:44.56 [1]	1:57.65	1:58.20	+2m	2:44.56
		Mark Pitt	Lead	Q4				200m	805m	808m		807m	629m	403m	403m				
2	10	SOHO SERAPHINE	56.18	0:26.61	04.27	07.75	14.80	1:01.64	1:00.90	0:55.81	0:47.32 [4]	1:17.27 [2]	1:48.96 [3]	2:18.16 [2]	2:44.77 [2]	1:57.45	1:58.38	+29m	2.83m
		Michael Stanley	Lead	Q4				201m	817m	814m		813m	636m	411m	407m				
3	6	PERFECT IN PINK	57.18	0:26.70	03.63	07.03	14.28	1:02.23	1:00.79	0:55.78	0:47.07 [2]	1:17.57 [4]	1:49.30 [5]	2:18.38 [4]	2:45.08 [3]	1:58.01	1:58.60	+36m	6.92m
		Kate Gath	Lead	Q4				204m	816m	817m		817m	641m	410m	407m				
4	4	VEE EM GEE MACRAY	57.63	0:26.77	03.65	07.03	14.10	1:02.07	1:00.80	0:55.87	0:47.45 [5]	1:17.82 [6]	1:49.53 [7]	2:18.63 [5]	2:45.39 [4]	1:57.94	1:58.83	+32m	11.13m
		Bailey McDonough	Lead	Q4				202m	816m	815m		817m	637m	410m	407m				
5	5	CREDULOUS	59.42	0:26.52	03.46	06.71	13.66	1:02.05	1:00.83	0:55.67	0:47.77 [7]	1:18.11 [8]	1:49.82 [8]	2:18.95 [8]	2:45.48 [5]	1:57.71	1:58.89	+26m	12.27m
		Tayla French	Lead	Q4				201m	817m	815m		813m	633m	410m	407m				
6	13	AUREUS	56.87	0:26.26	04.11	07.61	15.22	1:01.72	1:00.37	0:54.98	0:48.88 [12]	1:18.95 [12]	1:50.60 [12]	2:19.33 [12]	2:45.57 [6]	1:56.70	1:58.97	+30m	13.68m
		Greg Sugars	Q4	Q4				202m	817m	820m		817m	635m	408m	410m				
7	8	TIFFS LITTLE SISTER NZ	57.47	0:27.07	03.95	07.32	14.23	1:01.65	1:01.05	0:56.51	0:47.59 [6]	1:17.63 [5]	1:49.25 [4]	2:18.69 [6]	2:45.76 [7]	1:58.17	1:59.09	0m	16.03m
		David Moran	Lead	Q4				199m	805m	806m		806m	628m	403m	403m				

Note: Timing is based on positional data

[] Indicates rank at the end of each section

-:--:- No data available for this section

N/A Information not available

Tabcorp Park Melton VIC - M-CLASS



Race 10: ART MAJOR VICBRED SUPER SERIES (2YO FILLIES) (2ND SEMI-FINAL) - 2240m



23 December 2022 - 9:34PM

HARNESS RACING VICTORIA

RANK	TAB	Horse/Driver	Top Speed (Km/h)	Fastest Section	First 50m	First 100m	First 200m	First Half	Middle Half	Last Half	Lead Time	1st Quarter	2nd Quarter	3rd Quarter	4th Quarter	Last Mile	Mile Rate	Distance Travelled	Gross Time/Margin
												1:17.10 (0:30.20)	1:01.70 (0:31.50)	1:00.90 (0:29.40)	0:56.00 (0:26.60)				
8	12	THE HUNTRESS	58.55	0:26.86	03.91	07.24	14.26	1:01.86	1:00.41	0:55.63	0:48.44 [11]	1:18.68 [11]	1:50.31 [11]	2:19.08 [10]	2:45.94 [8]	1:57.50	1:59.22	+35m	18.49m
		Ellen Rixon	Lead	Q4			200m	817m	819m	823m	633m	409m	409m	411m	413m				
9	3	NOSWEETSFORYOU	57.78	0:27.07	03.55	06.91	13.98	1:01.90	1:00.47	0:55.91	0:48.13 [9]	1:18.40 [10]	1:50.03 [10]	2:18.87 [7]	2:45.94 [9]	1:57.81	1:59.22	+31m	18.52m
		Kerryn Manning	Lead	Q4			200m	817m	818m	820m	634m	409m	408m	411m	410m				
10	7	MAJOR MILESTONE	54.46	0:27.24	03.90	07.62	15.48	1:01.53	1:01.07	0:56.68	0:48.30 [10]	1:18.21 [9]	1:49.84 [9]	2:19.27 [11]	2:46.51 [10]	1:58.20	1:59.63	+5m	26.15m
		Ellen Tormey	Q4	Q4			202m	804m	806m	808m	632m	402m	402m	404m	405m				
11	1	MOLLYS LINE	57.32	0:28.20	03.54	06.93	13.84	1:01.70	1:01.01	0:57.62	0:47.19 [3]	1:17.32 [3]	1:48.90 [2]	2:18.33 [3]	2:46.52 [11]	1:59.33	1:59.64	+2m	26.26m
		James Herbertson	Lead	Q4			200m	805m	807m	807m	629m	403m	403m	404m	403m				
12	9	ROSEANNE RUBY	56.01	0:27.94	04.07	07.54	14.56	1:01.57	1:01.05	0:57.38	0:47.91 [8]	1:17.90 [7]	1:49.50 [6]	2:18.94 [9]	2:46.88 [12]	1:58.97	1:59.90	+1m	31.11m
		David Miles	Lead	Q4			199m	805m	806m	806m	628m	403m	402m	404m	403m				

Scratched: NOTHINGBUTWAVES (11)

Note: Timing is based on positional data

[] Indicates rank at the end of each section

-:--:- No data available for this section

N/A Information not available

Tabcorp Park Melton VIC - M-CLASS

Race 11: VINCENT VICBRED SUPER SERIES (4YO MARES) (1ST SEMI-FINAL) - 2240m



23 December 2022 - 10:03PM



HARNESS RACING VICTORIA

RANK	TAB	Horse/Driver	Top Speed (Km/h)	Fastest Section	First 50m	First 100m	First 200m	First Half	Middle Half	Last Half	Lead Time	1st Quarter	2nd Quarter	3rd Quarter	4th Quarter	Last Mile	Mile Rate	Distance Travelled	Gross Time/Margin
					03.44	06.72	13.87	1:48.70	2:15.55	2:42.73	0:47.70	1:19.10 (0:31.40)	1:01.00 (0:29.60)	0:56.40 (0:26.80)	0:54.00 (0:27.20)				
1	11	TOUGH TILLY	56.61	0:26.89	04.04	07.65	15.25	1:00.93	0:56.39	0:53.95	0:47.85 [2]	1:19.28 [2]	1:48.79 [2]	2:15.67 [2]	2:42.73 [1]	1:54.88	1:56.90	+27m	2:42.73
		Kate Gath	Q4	Q3			200m	815m	814m	814m	636m	409m	407m	408m	407m				
2	3	TAY TAY	59.28	0:26.86	03.44	06.72	13.87	1:00.99	0:56.41	0:54.14	0:47.70 [1]	1:19.14 [1]	1:48.70 [1]	2:15.55 [1]	2:42.83 [2]	1:55.13	1:56.99	+4m	1.31m
		Alex Ashwood	Lead	Q3			198m	805m	807m	808m	628m	403m	402m	405m	404m				
3	1	CELESTIALFRAGRANCE	58.16	0:26.90	03.49	06.91	14.20	1:00.92	0:56.42	0:54.28	0:48.07 [3]	1:19.48 [3]	1:48.99 [3]	2:15.90 [3]	2:43.28 [3]	1:55.21	1:57.31	+1m	7.39m
		Jason Lee	Lead	Q3			198m	805m	806m	807m	626m	403m	403m	404m	404m				
4	9	PRAY TELL	58.13	0:27.17	03.83	07.21	14.54	1:00.89	0:56.61	0:54.52	0:48.42 [5]	1:19.88 [6]	1:49.32 [5]	2:16.48 [5]	2:43.84 [4]	1:55.41	1:57.71	+20m	14.78m
		Daryl Douglas	Lead	Q3			201m	815m	812m	809m	634m	408m	408m	406m	405m				
5	10	STORY TO TELL	56.53	0:27.13	03.93	07.45	14.92	1:00.85	0:56.57	0:54.32	0:48.73 [8]	1:20.18 [8]	1:49.59 [7]	2:16.76 [6]	2:43.90 [5]	1:55.16	1:57.75	+23m	15.60m
		Jason Ainsworth	Lead	Q4			202m	814m	814m	813m	634m	408m	407m	408m	406m				
6	6	NIKI NAH NAH	54.69	0:27.06	03.86	07.63	15.54	1:00.92	0:57.10	0:54.65	0:48.73 [7]	1:20.14 [7]	1:49.66 [8]	2:17.24 [8]	2:44.30 [6]	1:55.56	1:58.04	+8m	21.04m
		Ryan Sanderson	Q4	Q4			202m	806m	808m	810m	631m	403m	403m	406m	405m				
7	4	BONNIE BELLE	57.48	0:27.06	03.52	06.94	14.26	1:00.95	0:56.56	0:55.53	0:48.14 [4]	1:19.59 [4]	1:49.10 [4]	2:16.16 [4]	2:44.62 [7]	1:56.48	1:58.28	+21m	25.36m
		Allan McDonough	Lead	Q3			199m	816m	815m	811m	632m	409m	408m	408m	404m				

Note: Timing is based on positional data

[] Indicates rank at the end of each section

-:--:- No data available for this section

N/A Information not available

Tabcorp Park Melton VIC - M-CLASS

Race 11: VINCENT VICBRED SUPER SERIES (4YO MARES) (1ST SEMI-FINAL) - 2240m



23 December 2022 - 10:03PM



HARNESS RACING VICTORIA

RANK	TAB	Horse/Driver	Top Speed (Km/h)	Fastest Section	First 50m	First 100m	First 200m	First Half	Middle Half	Last Half	Lead Time	1st Quarter	2nd Quarter	3rd Quarter	4th Quarter	Last Mile	Mile Rate	Distance Travelled	Gross Time/Margin
					03.44	06.72	13.87	1:48.70	2:15.55	2:42.73	0:47.70	1:19.10 (0:31.40)	1:01.00 (0:29.60)	0:56.40 (0:26.80)	0:54.00 (0:27.20)				
8	5	LE BELLE BIJOUX	55.62	0:27.77	03.70	07.28	15.08	1:00.86	0:57.20	0:56.12	0:49.03 [9]	1:20.47 [10]	1:49.89 [9]	2:17.67 [10]	2:46.02 [8]	1:56.98	1:59.28	+29m	44.03m
		Michael Bellman	Lead	Q3			201m	815m	815m	815m	637m	408m	407m	409m	408m				
9	7	NO WIN NO WORRIES	55.14	0:27.65	03.90	07.65	15.76	1:00.93	0:57.17	0:56.21	0:49.03 [10]	1:20.45 [9]	1:49.97 [10]	2:17.61 [9]	2:46.17 [9]	1:57.14	1:59.39	+12m	46.11m
		Jack Laugher	Lead	Q3			203m	805m	808m	809m	635m	403m	403m	406m	405m				
10	8	LOPEZ	58.11	0:27.82	03.86	07.26	14.60	1:00.91	0:57.32	0:58.96	0:48.42 [6]	1:19.83 [5]	1:49.34 [6]	2:17.16 [7]	2:48.30 [10]	1:59.88	2:00.92	0m	74.62m
		Chris Alford	Lead	Q3			198m	805m	806m	806m	627m	403m	403m	404m	403m				

Scratched: HEAVENLY BRIGADE NZ (2)

Note: Timing is based on positional data

[] Indicates rank at the end of each section

-:--:- No data available for this section

N/A Information not available

Tabcorp Park Melton VIC - M-CLASS

Race 12: VINCENT VICBRED SUPER SERIES (4YO MARES) (2ND SEMI-FINAL) - 2240m



23 December 2022 - 10:30PM



HARNESS RACING VICTORIA

RANK	TAB	Horse/ Driver	Top Speed (Km/h)	Fastest Section	First 50m	First 100m	First 200m	First Half	Middle Half	Last Half	Lead Time	1st Quarter	2nd Quarter	3rd Quarter	4th Quarter	Last Mile	Mile Rate	Distance Travelled	Gross Time/ Margin
												1:17.30 (0:31.20)	1:00.80 (0:29.60)	0:57.70 (0:28.10)	0:54.90 (0:26.80)				
1	1	DOUGS BABE	59.60	0:26.82	03.47	06.74	13.42	1:00.87	0:57.72	0:54.90	0:46.10 [1]	1:17.26 [1]	1:46.89 [1]	2:14.98 [1]	2:41.79 [1]	1:55.77	1:56.20	0m	2:41.79
		Anthony Butt	Lead	Q4			200m	807m	808m	806m	628m	404m	404m	405m	403m				
2	10	KENDYS BUTTERFLY	57.54	0:26.71	03.94	07.36	14.13	1:00.82	0:57.74	0:54.85	0:46.59 [4]	1:17.82 [4]	1:47.42 [4]	2:15.55 [4]	2:42.27 [2]	1:55.67	1:56.57	0m	6.36m
		Michelle Phillips	Lead	Q4			200m	806m	806m	807m	628m	404m	403m	404m	404m				
3	8	RUBY WINGATE	59.57	0:27.23	03.77	07.02	13.73	1:00.85	0:57.73	0:55.35	0:46.31 [2]	1:17.54 [2]	1:47.17 [3]	2:15.27 [3]	2:42.51 [3]	1:56.20	1:56.76	+1m	9.60m
		Ryan Duffy	Lead	Q4			199m	806m	807m	807m	628m	404m	403m	405m	404m				
4	9	SOHO BROADWAY	59.33	0:27.41	03.82	07.11	13.90	0:59.98	0:57.04	0:55.41	0:47.13 [7]	1:18.06 [6]	1:47.12 [2]	2:15.11 [2]	2:42.52 [4]	1:55.39	1:56.76	+25m	9.75m
		Michael Stanley	Lead	Q4			201m	820m	816m	813m	634m	411m	409m	408m	406m				
5	6	KEKOA	58.09	0:26.93	03.51	06.86	14.06	1:00.60	0:57.30	0:54.54	0:47.85 [10]	1:18.76 [11]	1:48.45 [11]	2:16.06 [9]	2:43.00 [5]	1:55.14	1:57.11	+36m	16.15m
		Mark Pitt	Lead	Q4			203m	817m	817m	821m	639m	410m	407m	410m	411m				
6	7	SILVER MYSTIQUE	56.69	0:27.42	03.77	07.24	14.25	1:00.64	0:57.38	0:55.07	0:47.51 [9]	1:18.43 [9]	1:48.15 [9]	2:15.80 [6]	2:43.22 [6]	1:55.70	1:57.27	+26m	19.20m
		Jason Lee	Lead	Q4			200m	816m	816m	817m	633m	410m	407m	410m	408m				
7	12	MUCKINBAR DIVA	55.35	0:27.90	03.98	07.56	14.57	1:00.75	0:57.78	0:56.05	0:47.28 [8]	1:18.39 [8]	1:48.03 [8]	2:16.18 [10]	2:44.07 [7]	1:56.79	1:57.88	+1m	30.60m
		Kerryn Manning	Lead	Q4			201m	806m	806m	806m	631m	404m	402m	405m	402m				

Note: Timing is based on positional data

[] Indicates rank at the end of each section

-:--:- No data available for this section

N/A Information not available

Tabcorp Park Melton VIC - M-CLASS

Race 12: VINCENT VICBRED SUPER SERIES (4YO MARES) (2ND SEMI-FINAL) - 2240m



23 December 2022 - 10:30PM



HARNESS RACING VICTORIA

RANK	TAB	Horse/Driver	Top Speed (Km/h)	Fastest Section	First 50m	First 100m	First 200m	First Half	Middle Half	Last Half	Lead Time	1st Quarter	2nd Quarter	3rd Quarter	4th Quarter	Last Mile	Mile Rate	Distance Travelled	Gross Time/Margin
												1:17.30 (0:31.20)	1:00.80 (0:29.60)	0:57.70 (0:28.10)	0:54.90 (0:26.80)				
8	11	HOLI STARZZZ	57.51	0:28.16	04.24	07.77	14.51	1:00.78	0:57.77	0:56.61	0:46.91 [6]	1:18.08 [7]	1:47.69 [6]	2:15.85 [7]	2:44.30 [8]	1:57.39	1:58.04	+1m	33.65m
		James Herbertson	Lead	Q3				200m	807m	806m	807m	627m	405m	403m	404m				
9	5	WENDYS WATCHING	58.69	0:28.02	03.51	06.80	13.85	1:00.40	0:57.66	0:56.06	0:47.89 [11]	1:18.65 [10]	1:48.28 [10]	2:16.32 [11]	2:44.36 [9]	1:56.46	1:58.08	+20m	34.38m
		Greg Sugars	Lead	Q3				202m	806m	809m	811m	643m	403m	404m	406m				
10	2	KIA ORA BEAUTY	59.86	0:28.20	03.40	06.65	13.46	1:01.09	0:57.98	0:56.63	0:46.74 [5]	1:18.03 [5]	1:47.83 [7]	2:16.02 [8]	2:44.46 [10]	1:57.71	1:58.16	+21m	35.74m
		Ken Tippett	Lead	Q3				199m	817m	814m	813m	632m	410m	407m	408m				
11	3	JO ROCKS	58.64	0:28.23	03.50	06.82	13.74	1:01.04	0:58.00	0:57.22	0:46.37 [3]	1:17.64 [3]	1:47.42 [5]	2:15.64 [5]	2:44.63 [11]	1:58.25	1:58.28	+25m	38.03m
		David Miles	Lead	Q3				201m	815m	813m	813m	638m	408m	407m	407m				
12	4	CASHFLOW CASSIE	57.78	0:27.63	03.50	06.87	14.05	1:00.62	0:57.34	0:55.99	0:48.15 [12]	1:19.05 [12]	1:48.77 [12]	2:16.40 [12]	2:44.75 [12]	1:56.60	1:58.37	+33m	39.70m
		Neville Pangrazio	Lead	Q3				201m	817m	817m	820m	636m	411m	407m	411m				

Note: Timing is based on positional data

[] Indicates rank at the end of each section

-:--:- No data available for this section

N/A Information not available