

# Tabcorp Park Melton VIC - M-CLASS

## Race 1: DNR LOGISTICS PACE - 2240m

21 May 2022 - 4:59PM



HARNESS RACING VICTORIA

RANK	TAB	Horse/ Driver	Top Speed (Km/h)	Fastest Section	First 50m	First 100m	First 200m	First Half	Middle Half	Last Half	Lead Time	1st Quarter	2nd Quarter	3rd Quarter	4th Quarter	Last Mile	Mile Rate	Distance Travelled	Gross Time/ Margin
					02.53	05.66	12.26	1:44.22	2:11.78	2:40.00	0:45.71	1:15.79 (0:30.07)	1:44.22 (0:28.43)	2:11.78 (0:27.55)	2:40.00 (0:28.23)				
1	4	HES UNDER WRAPS NZ	61.60	0:27.56	02.53	05.66	12.26	0:58.50	0:55.99	0:55.48	0:46.02 [2]	1:16.10 [3]	1:44.53 [3]	2:12.09 [3]	2:40.00 [1]	1:53.98	1:54.100	+8m	2:40.00
		Jordan Leedham	Lead	Q3			171m	804m	805m	806m	610m	403m	402m	404m	403m				
2	6	CELESTIAL GOSSIP	59.36	0:27.55	02.65	05.93	12.78	0:58.50	0:55.99	0:55.89	0:45.71 [1]	1:15.79 [1]	1:44.22 [1]	2:11.78 [1]	2:40.12 [2]	1:54.40	1:55.14	+19m	1.60m
		Bailey McDonough	Lead	Q3			178m	805m	807m	807m	624m	403m	403m	405m	403m				
3	8	IMNOPUMPKIN	59.68	0:27.50	03.26	06.51	13.28	0:58.12	0:55.84	0:55.15	0:46.86 [7]	1:16.64 [6]	1:44.99 [6]	2:12.49 [6]	2:40.14 [3]	1:53.27	1:55.14	+34m	1.80m
		Daryl Douglas	Lead	Q3			195m	815m	816m	815m	638m	408m	409m	408m	408m				
4	9	BELMONT ROYALE NZ	59.99	0:27.50	02.93	06.15	12.96	0:58.25	0:55.88	0:55.48	0:46.48 [5]	1:16.34 [4]	1:44.73 [4]	2:12.23 [4]	2:40.21 [4]	1:53.72	1:55.22	+33m	2.70m
		Anthony Butt	Lead	Q3			187m	815m	814m	815m	631m	408m	408m	407m	409m				
5	5	TUPPENCE	59.86	0:27.52	02.54	05.80	12.61	0:58.27	0:55.90	0:56.48	0:46.14 [3]	1:16.03 [2]	1:44.42 [2]	2:11.93 [2]	2:40.89 [5]	1:54.74	1:55.65	+29m	11.70m
		Chris Alford	Lead	Q3			173m	814m	812m	812m	615m	408m	407m	407m	406m				
6	7	SHEFFIELD SPARKY NZ	57.75	0:27.43	02.72	06.14	13.43	0:57.94	0:55.74	0:55.38	0:47.66 [9]	1:17.28 [9]	1:45.60 [10]	2:13.04 [9]	2:40.98 [6]	1:53.32	1:55.72	+34m	13m
		Jodi Quinlan	Lead	Q3			178m	814m	813m	814m	623m	408m	407m	407m	408m				
7	10	THOMAS HEIGHTS	57.19	0:27.44	03.09	06.48	13.60	0:58.08	0:55.78	0:55.81	0:47.25 [8]	1:16.99 [8]	1:45.33 [8]	2:12.77 [7]	2:41.15 [7]	1:53.90	1:55.86	+33m	15.20m
		Kate Gath	Lead	Q3			193m	815m	814m	816m	634m	409m	407m	408m	409m				

Note: Timing is based on positional data

[ ] Indicates rank at the end of each section

-:--:- No data available for this section

N/A Information not available

# Tabcorp Park Melton VIC - M-CLASS

## Race 1: DNR LOGISTICS PACE - 2240m

21 May 2022 - 4:59PM



HARNESS RACING VICTORIA

RANK	TAB	Horse/Driver	Top Speed (Km/h)	Fastest Section	First 50m	First 100m	First 200m	First Half	Middle Half	Last Half	Lead Time	1st Quarter	2nd Quarter	3rd Quarter	4th Quarter	Last Mile	Mile Rate	Distance Travelled	Gross Time/Margin
												1:15.79 (0:30.07)	1:44.22 (0:28.43)	2:11.78 (0:27.55)	2:40.00 (0:28.23)				
8	1	<b>IDLE TIMES</b>	<b>59.02</b>	<b>0:27.61</b>	<b>02.66</b>	<b>05.92</b>	<b>12.72</b>	0:58.55	0:56.10	0:56.15	0:46.63 [6]	<b>1:16.69 [7]</b>	<b>1:45.18 [7]</b>	<b>2:12.80 [8]</b>	<b>2:41.34 [8]</b>	1:54.71	1:56.01	<b>+8m</b>	<b>17.70m</b>
		Damien Burns	Lead	Q3								(0:30.06)	(0:28.49)	(0:27.61)	(0:28.55)				
9	2	<b>COOL ROCKING DADDY</b>	<b>60.96</b>	<b>0:27.56</b>	<b>02.56</b>	<b>05.72</b>	<b>12.41</b>	0:58.51	0:56.03	0:56.52	0:46.31 [4]	<b>1:16.36 [5]</b>	<b>1:44.83 [5]</b>	<b>2:12.40 [5]</b>	<b>2:41.35 [9]</b>	1:55.03	1:56.01	<b>+8m</b>	<b>17.90m</b>
		Damian Wilson	Lead	Q3								(0:30.05)	(0:28.46)	(0:27.56)	(0:28.95)				
10	3	<b>POCKET THEDEAL NZ</b>	<b>57.40</b>	<b>0:27.60</b>	<b>02.80</b>	<b>06.16</b>	<b>13.26</b>	0:57.56	0:55.76	0:56.60	0:48.01 [10]	<b>1:17.41 [10]</b>	<b>1:45.57 [9]</b>	<b>2:13.17 [10]</b>	<b>2:42.17 [10]</b>	1:54.15	1:56.57	<b>+23m</b>	<b>28.90m</b>
		Jack Laugher	Lead	Q3								(0:29.39)	(0:28.17)	(0:27.60)	(0:29.00)				

Note: Timing is based on positional data

[ ] Indicates rank at the end of each section

-:--:-- No data available for this section

N/A Information not available

# Tabcorp Park Melton VIC - M-CLASS

Race 2: ALABAR VICBRED PLATINUM METROPOLITAN PACE (1ST HEAT) - 1720m

21 May 2022 - 5:32PM



HARNESS RACING VICTORIA

RANK	TAB	Horse/ Driver	Top Speed (Km/h)	Fastest Section	First 50m	First 100m	First 200m	First Half	Middle Half	Last Half	Lead Time	1st Quarter	2nd Quarter	3rd Quarter	4th Quarter	Last Mile	Mile Rate	Distance Travelled	Gross Time/ Margin
					03.19	06.28	13.27	1:08.41	1:37.11	2:03.28	0:06.95	0:37.50 (0:30.55)	1:08.41 (0:30.91)	1:37.11 (0:28.70)	2:03.28 (0:26.17)				
1	5	LA CAPTAIN	62.51	0:26.18	03.19	06.28	13.27	1:01.46	0:59.60	0:54.87	0:06.95 [1]	0:37.50 [1] (0:30.55)	1:08.41 [1] (0:30.90)	1:37.11 [1] (0:28.70)	2:03.28 [1] (0:26.18)	1:56.33	1:55.46	+2m	2:03.28
		Greg Sugars	Lead	Q4			186m	806m	805m	805m	96m	405m	403m	404m	403m	1611m			
2	2	MAJOR MAJOR	60.61	0:26.10	03.35	06.55	13.56	1:01.47	0:59.52	0:54.83	0:07.22 [2]	0:37.89 [2] (0:30.66)	1:08.70 [2] (0:30.81)	1:37.41 [3] (0:28.72)	2:03.52 [2] (0:26.10)	1:56.28	1:55.65	0m	3.30m
		Anthony Butt	Lead	Q4			190m	803m	806m	806m	101m	402m	402m	405m	402m	1608m			
3	6	ALLSHOOKUP	59.13	0:26.48	03.49	06.83	13.83	1:01.24	0:59.03	0:55.05	0:07.49 [4]	0:38.27 [4] (0:30.78)	1:08.73 [3] (0:30.46)	1:37.30 [2] (0:28.56)	2:03.79 [3] (0:26.48)	1:56.30	1:55.93	+15m	6.90m
		Default Jockey 1	Q1	Q4			192m	814m	813m	811m	100m	408m	406m	407m	405m	1624m			
4	4	RUBY WINGATE	58.91	0:26.17	03.46	06.74	13.85	1:01.56	0:59.45	0:54.87	0:07.42 [3]	0:38.24 [3] (0:30.82)	1:08.98 [4] (0:30.74)	1:37.69 [5] (0:28.70)	2:03.86 [4] (0:26.17)	1:56.43	1:56.02	0m	8m
		Michael Stanley	Lead	Q4			191m	803m	804m	806m	101m	402m	402m	403m	404m	1609m			
5	9	OZZIE PLAYBOY	59.08	0:26.50	03.73	07.04	14.12	1:01.32	0:58.99	0:55.07	0:07.71 [6]	0:38.62 [6] (0:30.90)	1:09.04 [5] (0:30.42)	1:37.61 [4] (0:28.56)	2:04.11 [5] (0:26.50)	1:56.39	1:56.21	+18m	11.10m
		Jack Laughler	Lead	Q4			203m	814m	813m	813m	112m	408m	406m	408m	406m	1626m			
6	1	BLITZERN	58.45	0:26.25	03.44	06.89	14.59	1:01.65	0:59.41	0:54.93	0:07.61 [5]	0:38.54 [5] (0:30.93)	1:09.27 [6] (0:30.72)	1:37.96 [7] (0:28.69)	2:04.20 [6] (0:26.25)	1:56.59	1:56.30	+2m	12.60m
		Bailey McDonough	Lead	Q4			192m	804m	805m	807m	103m	402m	402m	404m	404m	1610m			
7	8	TUPELO BEACH	58.33	0:26.56	03.68	07.17	14.40	1:01.40	0:58.97	0:55.12	0:07.91 [8]	0:38.90 [7] (0:30.98)	1:09.32 [7] (0:30.42)	1:37.87 [6] (0:28.56)	2:04.43 [7] (0:26.56)	1:56.52	1:56.49	+18m	15.50m
		Ellen Tormey	Lead	Q4			201m	814m	812m	813m	111m	409m	406m	406m	407m	1626m			


Note: Timing is based on positional data

[ ] Indicates rank at the end of each section

-:--:- No data available for this section

N/A Information not available

# Tabcorp Park Melton VIC - M-CLASS



Race 2: ALABAR VICBRED PLATINUM METROPOLITAN PACE (1ST HEAT) - 1720m

21 May 2022 - 5:32PM



HARNESS RACING VICTORIA

RANK	TAB	Horse/Driver	Top Speed (Km/h)	Fastest Section	First 50m	First 100m	First 200m	First Half	Middle Half	Last Half	Lead Time	1st Quarter	2nd Quarter	3rd Quarter	4th Quarter	Last Mile	Mile Rate	Distance Travelled	Gross Time/Margin
8	7	ZUBERI	55.98	0:26.65								0:37.50 (0:30.55)	1:08.41 (0:30.91)	1:37.11 (0:28.70)	2:03.28 (0:26.17)				
		Chris Alford	Q4	Q4	03.49	07.09	14.67	1:01.79	0:58.94	0:55.19	0:07.81 [7]	0:39.21 [8] (0:31.39)	1:09.61 [8] (0:30.40)	1:38.14 [8] (0:28.54)	2:04.80 [8] (0:26.65)	1:56.98	1:56.87	+18m	20.40m

Scratched: ONE TWO MANY (3)

Note: Timing is based on positional data

[ ] Indicates rank at the end of each section

-:--:-- No data available for this section

N/A Information not available

# Tabcorp Park Melton VIC - M-CLASS

## Race 3: ALABAR VICBRED PLATINUM METROPOLITAN PACE (2ND HEAT) - 1720m

21 May 2022 - 6:02PM



HARNESS RACING VICTORIA

RANK	TAB	Horse/ Driver	Top Speed (Km/h)	Fastest Section	First 50m 03.08	First 100m 06.22	First 200m 12.72	First Half 1:04.46	Middle Half 1:32.45	Last Half 2:00.84	Lead Time 0:06.87	1st Quarter	2nd Quarter	3rd Quarter	4th Quarter	Last Mile	Mile Rate	Distance Travelled	Gross Time/ Margin
												0:35.37 (0:28.50)	1:04.46 (0:29.09)	1:32.45 (0:27.99)	2:00.84 (0:28.39)				
1	1	<b>DRAIN THE SWAMP</b>	<b>61.56</b>	<b>0:27.99</b>	<b>03.08</b>	<b>06.24</b>	<b>12.72</b>	0:57.59	0:57.07	0:56.38	0:06.87 [2]	<b>0:35.37 [1]</b>	<b>1:04.46 [1]</b>	<b>1:32.45 [1]</b>	<b>2:00.84 [1]</b>	1:53.97	1:53.18	0m	<b>2:00.84</b>
		Michael Stanley	Q1	Q3			198m	804m	805m	807m	109m	403m	401m	404m	404m				
2	8	<b>SOEXTRA</b>	<b>61.32</b>	<b>0:27.98</b>	<b>03.43</b>	<b>06.59</b>	<b>13.04</b>	0:57.57	0:57.10	0:56.15	0:07.20 [5]	<b>0:35.69 [3]</b>	<b>1:04.79 [3]</b>	<b>1:32.78 [3]</b>	<b>2:00.94 [2]</b>	1:53.74	1:53.27	0m	<b>1.40m</b>
		Chris Lang	Q1	Q3			201m	805m	805m	806m	112m	404m	402m	404m	403m				
3	7	<b>KISSMELVIS</b>	<b>56.07</b>	<b>0:27.65</b>	<b>03.32</b>	<b>06.91</b>	<b>14.07</b>	0:58.22	0:56.79	0:55.32	0:07.67 [9]	<b>0:36.78 [9]</b>	<b>1:05.90 [9]</b>	<b>1:33.56 [9]</b>	<b>2:01.21 [3]</b>	1:53.53	1:53.55	+16m	<b>5.10m</b>
		Chris Alford	Lead	Q4			200m	812m	812m	815m	109m	407m	406m	407m	409m				
4	9	<b>MESSERATI</b>	<b>59.89</b>	<b>0:28.01</b>	<b>03.47</b>	<b>06.70</b>	<b>13.36</b>	0:57.75	0:57.11	0:56.18	0:07.35 [6]	<b>0:35.99 [5]</b>	<b>1:05.11 [5]</b>	<b>1:33.11 [5]</b>	<b>2:01.28 [4]</b>	1:53.93	1:53.55	+1m	<b>5.80m</b>
		John Caldwell	Q1	Q3			201m	807m	805m	806m	110m	405m	403m	404m	403m				
5	6	<b>FOOLISH PLEASURE</b>	<b>58.01</b>	<b>0:27.73</b>	<b>03.24</b>	<b>06.64</b>	<b>13.91</b>	0:58.17	0:56.84	0:55.90	0:07.38 [8]	<b>0:36.44 [8]</b>	<b>1:05.56 [8]</b>	<b>1:33.28 [7]</b>	<b>2:01.45 [5]</b>	1:54.07	1:53.74	+23m	<b>8.30m</b>
		James Herbertson	Lead	Q3			200m	816m	816m	817m	109m	410m	407m	410m	409m				
6	4	<b>MODERN BLISS</b>	<b>57.97</b>	<b>0:27.98</b>	<b>03.31</b>	<b>06.66</b>	<b>13.66</b>	0:58.10	0:57.13	0:56.12	0:07.36 [7]	<b>0:36.32 [7]</b>	<b>1:05.47 [7]</b>	<b>1:33.44 [8]</b>	<b>2:01.57 [6]</b>	1:54.21	1:53.83	+1m	<b>10m</b>
		Jack Laugher	Lead	Q3			201m	807m	805m	804m	110m	404m	404m	402m	403m				
7	5	<b>LOCHINVAR JAG</b>	<b>61.82</b>	<b>0:27.96</b>	<b>03.08</b>	<b>06.22</b>	<b>12.92</b>	0:57.83	0:57.12	0:56.93	0:06.86 [1]	<b>0:35.53 [2]</b>	<b>1:04.69 [2]</b>	<b>1:32.65 [2]</b>	<b>2:01.62 [7]</b>	1:54.76	1:53.93	+19m	<b>10.30m</b>
		Nathan Jack	Q1	Q3			200m	818m	812m	812m	109m	412m	407m	406m	407m				


Note: Timing is based on positional data

[ ] Indicates rank at the end of each section

-:--:- No data available for this section

N/A Information not available

# Tabcorp Park Melton VIC - M-CLASS



Race 3: ALABAR VICBRED PLATINUM METROPOLITAN PACE (2ND HEAT) - 1720m

21 May 2022 - 6:02PM



HARNESS RACING VICTORIA

RANK	TAB	Horse/ Driver	Top Speed (Km/h)	Fastest Section	First 50m	First 100m	First 200m	First Half	Middle Half	Last Half	Lead Time	1st Quarter	2nd Quarter	3rd Quarter	4th Quarter	Last Mile	Mile Rate	Distance Travelled	Gross Time/ Margin
					03.08	06.22	12.72	1:04.46	1:32.45	2:00.84	0:06.87	0:35.37 (0:28.50)	1:04.46 (0:29.09)	1:32.45 (0:27.99)	2:00.84 (0:28.39)				
8	3	<b>THE CHANCER</b>	<b>61.40</b>	<b>0:28.01</b>	03.12	06.26	13.02	0:58.35	0:57.13	0:56.43	0:06.91 [3]	0:36.14 [6]	1:05.27 [6]	1:33.28 [6]	2:01.69 [8]	1:54.78	1:53.93	+16m	11.50m
		Jodi Quinlan	Q1	Q3			200m	816m	813m	811m	108m	410m	408m	407m	405m				
9	2	<b>CELESTIAL TREKKER</b>	<b>60.52</b>	<b>0:27.97</b>	03.14	06.34	12.92	0:57.99	0:57.13	0:56.90	0:06.99 [4]	0:35.82 [4]	1:04.98 [4]	1:32.95 [4]	2:01.88 [9]	1:54.89	1:54.11	+16m	13.80m
		Greg Sugars	Q1	Q3			199m	814m	812m	812m	108m	408m	407m	406m	407m				

Note: Timing is based on positional data

[ ] Indicates rank at the end of each section

-:--:-- No data available for this section

N/A Information not available

# Tabcorp Park Melton VIC - M-CLASS

## Race 4: HIP POCKET WORKWEAR CLAIMING PACE - 2240m

21 May 2022 - 6:33PM



HARNESS RACING VICTORIA

RANK	TAB	Horse/ Driver	Top Speed (Km/h)	Fastest Section	First 50m	First 100m	First 200m	First Half	Middle Half	Last Half	Lead Time	1st Quarter	2nd Quarter	3rd Quarter	4th Quarter	Last Mile	Mile Rate	Distance Travelled	Gross Time/ Margin
												1:17.06 (0:30.48)	1:46.84 (0:29.78)	2:15.22 (0:28.38)	2:42.82 (0:27.60)				
1	8	<b>SIRLETIC</b>	<b>56.98</b>	<b>0:26.72</b>	<b>04.20</b>	<b>07.64</b>	<b>14.77</b>	1:00.10	0:58.07	0:55.00	0:47.71 [6]	<b>1:18.03 [6]</b>	<b>1:47.81 [6]</b>	<b>2:16.10 [7]</b>	<b>2:42.82 [1]</b>	1:55.10	1:57.04	<b>+27m</b>	<b>2:42.82</b>
		Josh Aiken	Lead	Q4				203m	815m	813m	817m	636m	408m	407m	407m				
2	7	<b>SICARIO</b>	<b>56.98</b>	<b>0:26.73</b>	<b>03.78</b>	<b>07.75</b>	<b>15.09</b>	1:00.07	0:58.02	0:54.98	0:48.03 [7]	<b>1:18.33 [7]</b>	<b>1:48.10 [7]</b>	<b>2:16.35 [8]</b>	<b>2:43.09 [2]</b>	1:55.06	1:57.25	<b>+26m</b>	<b>3.60m</b>
		Chris Alford	Lead	Q4				202m	814m	814m	817m	636m	408m	407m	408m				
3	5	<b>ALWAYS FAST</b>	<b>57.99</b>	<b>0:27.52</b>	<b>03.70</b>	<b>07.15</b>	<b>14.43</b>	1:00.12	0:58.08	0:55.81	0:47.40 [5]	<b>1:17.73 [5]</b>	<b>1:47.52 [5]</b>	<b>2:15.81 [4]</b>	<b>2:43.33 [3]</b>	1:55.93	1:57.40	<b>+25m</b>	<b>6.60m</b>
		Mark Pitt	Lead	Q4				203m	815m	814m	815m	636m	408m	407m	408m				
4	6	<b>BERNIE WINKLE NZ</b>	<b>57.20</b>	<b>0:27.36</b>	<b>03.82</b>	<b>07.42</b>	<b>15.16</b>	1:00.04	0:57.41	0:55.00	0:48.36 [8]	<b>1:18.65 [8]</b>	<b>1:48.41 [8]</b>	<b>2:16.05 [6]</b>	<b>2:43.41 [4]</b>	1:55.04	1:57.47	<b>+22m</b>	<b>7.80m</b>
		Ellen Tormey	Lead	Q4				203m	815m	811m	812m	637m	408m	407m	405m				
5	3	<b>OZZIE BATTLER</b>	<b>62.33</b>	<b>0:28.33</b>	<b>03.42</b>	<b>06.55</b>	<b>13.18</b>	1:00.26	0:58.15	0:56.71	0:46.57 [1]	<b>1:17.06 [1]</b>	<b>1:46.84 [1]</b>	<b>2:15.22 [1]</b>	<b>2:43.55 [5]</b>	1:56.97	1:57.61	<b>+3m</b>	<b>9.50m</b>
		Jack Laugher	Lead	Q4				201m	807m	807m	806m	631m	404m	404m	404m				
6	4	<b>DOUBTLESS BAY NZ</b>	<b>59.21</b>	<b>0:27.96</b>	<b>03.59</b>	<b>06.92</b>	<b>14.12</b>	1:00.12	0:58.26	0:56.39	0:47.09 [3]	<b>1:17.40 [3]</b>	<b>1:47.21 [3]</b>	<b>2:15.65 [2]</b>	<b>2:43.61 [6]</b>	1:56.51	1:57.61	<b>+19m</b>	<b>10.50m</b>
		James Herbertson	Lead	Q4				202m	816m	812m	811m	633m	410m	407m	406m				
7	1	<b>ZADAKA NZ</b>	<b>60.18</b>	<b>0:27.76</b>	<b>03.60</b>	<b>06.80</b>	<b>13.80</b>	1:00.16	0:58.28	0:56.23	0:47.31 [4]	<b>1:17.66 [4]</b>	<b>1:47.47 [4]</b>	<b>2:15.94 [5]</b>	<b>2:43.70 [7]</b>	1:56.39	1:57.68	<b>+1m</b>	<b>11.70m</b>
		Ryan Sanderson	Lead	Q4				202m	805m	806m	806m	631m	403m	403m	404m				

Note: Timing is based on positional data

[ ] Indicates rank at the end of each section


-:--:-- No data available for this section

N/A Information not available

# Tabcorp Park Melton VIC - M-CLASS

## Race 4: HIP POCKET WORKWEAR CLAIMING PACE - 2240m

21 May 2022 - 6:33PM



HARNESS RACING VICTORIA

RANK	TAB	Horse/Driver	Top Speed (Km/h)	Fastest Section	First 50m	First 100m	First 200m	First Half	Middle Half	Last Half	Lead Time	1st Quarter	2nd Quarter	3rd Quarter	4th Quarter	Last Mile	Mile Rate	Distance Travelled	Gross Time/Margin
8	2	JAWBREAKER	61.93	0:28.08	03.42	06.55	13.18	1:46.84	2:15.22	2:42.82	0:46.57	1:17.06 (0:30.48)	1:46.84 (0:29.78)	2:15.22 (0:28.38)	2:42.82 (0:27.60)	1:56.75	1:57.68	0m	12.30m
		Greg Sugars	Lead	Q4	03.42	06.56	13.49	1:00.21	0:58.28	0:56.54	0:46.98 [2]	1:17.37 [2] (0:30.39)	1:47.19 [2] (0:29.82)	2:15.66 [3] (0:28.46)	2:43.73 [8] (0:28.08)				
							202m	805m	806m	806m	631m	404m	403m	404m	403m	1610m			

Note: Timing is based on positional data

[ ] Indicates rank at the end of each section

-:--:-- No data available for this section

N/A Information not available



# Tabcorp Park Melton VIC - M-CLASS

## Race 5: WOODLANDS STUD PACE - 1720m

21 May 2022 - 6:59PM



HARNESS RACING VICTORIA

RANK	TAB	Horse/ Driver	Top Speed (Km/h)	Fastest Section	First 50m	First 100m	First 200m	First Half	Middle Half	Last Half	Lead Time	1st Quarter	2nd Quarter	3rd Quarter	4th Quarter	Last Mile	Mile Rate	Distance Travelled	Gross Time/ Margin
					02.100	06.14	12.87	1:07.53	1:36.25	2:03.28	0:06.79	0:36.12 (0:29.34)	1:07.53 (0:31.41)	1:36.25 (0:28.72)	2:03.28 (0:27.03)				
1	2	YANKEE GOLD NZ	61.79	0:27.04	02.100	06.14	12.87	1:00.75	1:00.13	0:55.74	0:06.78 [1]	0:36.12 [1]	1:07.53 [1]	1:36.25 [1]	2:03.28 [1]	1:56.50	1:55.42	0m	2:03.28
		Emmett Brosnan	Lead	Q4				198m	804m	805m	805m	108m	402m	403m	403m				
2	1	RICK REILLY NZ	59.68	0:26.84	03.04	06.34	13.14	1:00.80	1:00.10	0:55.53	0:07.03 [4]	0:36.43 [3]	1:07.83 [3]	1:36.53 [3]	2:03.36 [2]	1:56.33	1:55.61	0m	1.40m
		Ellen Tormey	Lead	Q4				196m	804m	805m	806m	107m	402m	403m	403m				
3	3	VINCENZINA	60.22	0:27.07	03.05	06.27	13.10	1:01.02	0:59.95	0:55.69	0:06.96 [3]	0:36.66 [4]	1:07.98 [4]	1:36.62 [4]	2:03.68 [3]	1:56.72	1:55.80	+16m	5.60m
		Richard Brosnan	Lead	Q4				198m	812m	812m	813m	108m	407m	406m	406m				
4	8	FRANCO JOLTO	59.79	0:27.02	03.33	06.60	13.44	1:00.84	1:00.04	0:55.69	0:07.28 [5]	0:36.74 [5]	1:08.14 [5]	1:36.79 [5]	2:03.82 [4]	1:56.53	1:55.98	+3m	6.80m
		Bailey McDonough	Lead	Q4				201m	805m	807m	807m	111m	402m	403m	404m				
5	9	LOVE INA CHEVY NZ	58.42	0:27.03	03.54	06.87	13.74	1:00.76	0:59.86	0:55.56	0:07.53 [9]	0:36.96 [6]	1:08.28 [6]	1:36.83 [6]	2:03.86 [5]	1:56.33	1:55.98	+20m	7.80m
		Lance Justice	Lead	Q4				201m	814m	813m	816m	111m	409m	406m	407m	410m			
6	6	JILLIBY NITRO	57.13	0:26.81	03.25	06.77	14.44	1:01.10	0:59.81	0:55.31	0:07.52 [8]	0:37.32 [8]	1:08.63 [8]	1:37.12 [8]	2:03.93 [6]	1:56.41	1:56.08	+21m	9m
		Glen Craven	Lead	Q4				200m	816m	813m	815m	108m	410m	406m	407m				
7	4	SOHO TSUNAMI	57.41	0:26.90	03.20	06.63	13.95	1:01.08	0:59.100	0:55.52	0:07.36 [6]	0:37.07 [7]	1:08.45 [7]	1:37.07 [7]	2:03.97 [7]	1:56.60	1:56.08	+6m	9.50m
		Abbey Turnbull	Lead	Q4				198m	806m	806m	809m	108m	405m	402m	405m				

Note: Timing is based on positional data

[ ] Indicates rank at the end of each section

-:--:- No data available for this section

N/A Information not available

# Tabcorp Park Melton VIC - M-CLASS

## Race 5: WOODLANDS STUD PACE - 1720m

21 May 2022 - 6:59PM



HARNESS RACING VICTORIA

RANK	TAB	Horse/ Driver	Top Speed (Km/h)	Fastest Section	First 50m	First 100m	First 200m	First Half	Middle Half	Last Half	Lead Time	1st Quarter	2nd Quarter	3rd Quarter	4th Quarter	Last Mile	Mile Rate	Distance Travelled	Gross Time/ Margin
					02.100	06.14	12.87	1:07.53	1:36.25	2:03.28	0:06.79	0:36.12 (0:29.34)	1:07.53 (0:31.41)	1:36.25 (0:28.72)	2:03.28 (0:27.03)				
8	5	<b>FYNN FROST NZ</b>	<b>57.20</b>	<b>0:26.66</b>	03.24	06.74	14.24	1:01.30	0:59.99	0:55.27	0:07.47 [7]	0:37.39 [9]	1:08.77 [9]	1:37.38 [9]	2:04.04 [8]	1:56.56	1:56.17	+3m	10.60m
		Chris Alford	Lead	Q4			199m	806m	806m	806m	108m	404m	403m	404m	403m				
9	7	<b>WOULD YOU MIND NZ</b>	<b>61.34</b>	<b>0:27.73</b>	03.03	06.22	13.04	1:00.81	0:59.96	0:56.38	0:06.88 [2]	0:36.37 [2]	1:07.69 [2]	1:36.34 [2]	2:04.07 [9]	1:57.18	1:56.17	+18m	10.90m
		Jack Laugher	Lead	Q4			200m	817m	811m	811m	108m	411m	406m	406m	406m				

Note: Timing is based on positional data

[ ] Indicates rank at the end of each section


-:--:-- No data available for this section

N/A Information not available

# Tabcorp Park Melton VIC - M-CLASS

## Race 6: ALLIED EXPRESS RICHMOND LASS (GROUP 3) - 1720m

21 May 2022 - 7:30PM



HARNESS RACING VICTORIA

RANK	TAB	Horse/ Driver	Top Speed (Km/h)	Fastest Section	First 50m 03.01	First 100m 06.07	First 200m 12.24	First Half 1:06.77	Middle Half 1:35.49	Last Half 2:02.54	Lead Time 0:06.69	1st Quarter	2nd Quarter	3rd Quarter	4th Quarter	Last Mile	Mile Rate	Distance Travelled	Gross Time/ Margin
												0:34.69 (0:28.01)	1:06.77 (0:32.08)	1:35.49 (0:28.72)	2:02.54 (0:27.06)				
1	7	TREACHERY	63.94	0:27.06	03.01	06.07	12.24	1:00.28	1:00.53	0:55.56	0:06.68 [1]	0:34.95 [2]	1:06.97 [2]	1:35.49 [1]	2:02.54 [1]	1:55.86	1:54.74	+17m	2:02.54
		Mark Pitt	Q1	Q4			200m	815m	813m	811m		108m	409m	407m	407m				
2	3	DOUGS BABE	60.72	0:26.81	03.07	06.27	12.74	1:00.12	1:00.76	0:55.52	0:06.91 [3]	0:34.96 [3]	1:07.04 [3]	1:35.73 [3]	2:02.55 [2]	1:55.63	1:54.74	+2m	0.10m
		Chris Alford	Q1	Q4			199m	807m	807m	805m		108m	404m	404m	404m				
3	2	MOMENTSLIKETHESE	62.81	0:27.40	03.01	06.08	12.31	1:00.06	1:00.81	0:56.12	0:06.71 [2]	0:34.69 [1]	1:06.77 [1]	1:35.50 [2]	2:02.90 [3]	1:56.19	1:55.12	+1m	4.60m
		Greg Sugars	Q1	Q4			198m	806m	806m	805m		108m	403m	403m	403m				
4	8	EVA MATEO	58.91	0:26.87	03.50	06.83	13.46	1:00.04	1:00.25	0:55.40	0:07.52 [9]	0:35.84 [6]	1:07.56 [6]	1:36.09 [6]	2:02.96 [4]	1:55.44	1:55.12	+18m	5.70m
		Jackie Barker	Lead	Q4			202m	813m	814m	814m		113m	406m	407m	408m				
5	1	ITZAMAJOR SURPRISE	58.91	0:27.02	03.22	06.52	13.13	1:00.16	1:00.76	0:55.75	0:07.18 [5]	0:35.32 [4]	1:07.34 [5]	1:36.07 [5]	2:03.10 [5]	1:55.91	1:55.30	0m	7.40m
		Matthew Craven	Q1	Q4			198m	805m	806m	805m		109m	402m	404m	403m				
6	5	SHES A HOVERCRAFT	59.61	0:26.77	03.15	06.42	13.67	1:00.73	1:00.25	0:55.32	0:07.12 [4]	0:36.15 [8]	1:07.86 [8]	1:36.41 [8]	2:03.18 [6]	1:56.06	1:55.40	+20m	8.60m
		Anthony Butt	Lead	Q4			200m	816m	814m	814m		108m	410m	407m	408m				
7	10	THE PANTHEIST	61.03	0:27.36	03.38	06.55	13.13	1:00.05	1:00.28	0:55.94	0:07.20 [6]	0:35.53 [5]	1:07.26 [4]	1:35.82 [4]	2:03.18 [7]	1:55.98	1:55.40	+15m	8.60m
		James Herbertson	Q1	Q4			202m	814m	812m	811m		111m	408m	407m	406m				

Note: Timing is based on positional data

[ ] Indicates rank at the end of each section

-:--:- No data available for this section

N/A Information not available

# Tabcorp Park Melton VIC - M-CLASS

Race 6: ALLIED EXPRESS RICHMOND LASS (GROUP 3) - 1720m

21 May 2022 - 7:30PM



HARNESS RACING VICTORIA

RANK	TAB	Horse/Driver	Top Speed (Km/h)	Fastest Section	First 50m	First 100m	First 200m	First Half	Middle Half	Last Half	Lead Time	1st Quarter	2nd Quarter	3rd Quarter	4th Quarter	Last Mile	Mile Rate	Distance Travelled	Gross Time/Margin
												0:34.69 (0:28.01)	1:06.77 (0:32.08)	1:35.49 (0:28.72)	2:02.54 (0:27.06)				
8	4	<b>SPORT MENTAL NZ</b>	<b>57.05</b>	<b>0:27.26</b>	03.31	06.74	13.94	1:00.18	1:00.34	0:55.98	0:07.48 [8]	0:36.07 [7]	1:07.67 [7]	1:36.40 [7]	2:03.66 [8]	1:56.17	1:55.77	+4m	14.80m
		Abbey Turnbull	Lead	Q4			201m	806m	807m	807m	109m	404m	403m	404m	404m				
9	6	<b>BELLADONNA GIRL</b>	<b>57.10</b>	<b>0:27.26</b>	03.33	06.74	13.99	1:00.49	1:00.22	0:55.96	0:07.47 [7]	0:36.42 [9]	1:07.96 [9]	1:36.65 [9]	2:03.92 [9]	1:56.44	1:56.05	+6m	18.40m
		Ryan Sanderson	Lead	Q4			201m	810m	807m	806m	109m	407m	403m	404m	403m				

Scratched: CHEYELLA (9)

Note: Timing is based on positional data

[ ] Indicates rank at the end of each section

-:--:- No data available for this section

N/A Information not available

# Tabcorp Park Melton VIC - M-CLASS

## Race 7: PRYDES EASIFEED PACE - 2240m

21 May 2022 - 8:02PM



HARNESS RACING VICTORIA

RANK	TAB	Horse/ Driver	Top Speed (Km/h)	Fastest Section	First 50m	First 100m	First 200m	First Half	Middle Half	Last Half	Lead Time	1st Quarter	2nd Quarter	3rd Quarter	4th Quarter	Last Mile	Mile Rate	Distance Travelled	Gross Time/ Margin
												1:14.88 (0:30.42)	1:46.78 (0:31.91)	2:15.43 (0:28.65)	2:42.62 (0:27.19)				
1	9	TRIPLE EIGHT NZ	58.87	0:27.05	03.79	07.10	14.19	1:02.40	1:00.18	0:55.28	0:44.95 [4]	1:15.39 [4]	1:47.35 [4]	2:15.56 [3]	2:42.62 [1]	1:57.67	1:56.94	+26m	2:42.62
		Greg Sugars	Lead	Q4				202m	815m	816m	818m	634m	409m	406m	411m				
2	6	SHORTYS MATE NZ	57.05	0:27.18	03.81	07.26	14.87	1:02.10	0:59.98	0:55.25	0:45.63 [7]	1:15.82 [7]	1:47.73 [7]	2:15.81 [5]	2:42.99 [2]	1:57.36	1:57.16	+13m	4.80m
		Jack Laugher	Lead	Q4				204m	806m	809m	812m	635m	404m	403m	407m				
3	3	KHAKI NUI NZ	60.50	0:27.26	03.43	06.73	13.81	1:02.34	1:00.56	0:55.92	0:44.74 [3]	1:15.18 [3]	1:47.08 [3]	2:15.75 [4]	2:43.00 [3]	1:58.26	1:57.16	0m	5.20m
		Ellen Tormey	Lead	Q4				202m	806m	805m	805m	630m	404m	403m	403m				
4	7	BULLETPROOF BOY	57.50	0:26.92	03.71	07.14	14.57	1:02.22	1:00.08	0:55.09	0:45.73 [8]	1:16.04 [8]	1:47.95 [8]	2:16.11 [8]	2:43.04 [4]	1:57.30	1:57.23	+37m	5.70m
		Scott Ewen	Lead	Q4				206m	816m	817m	821m	642m	409m	408m	411m				
5	8	MALCOLMS RHYTHM	58.16	0:27.35	04.04	07.40	14.52	1:02.32	1:00.12	0:55.53	0:45.33 [6]	1:15.72 [6]	1:47.65 [6]	2:15.84 [6]	2:43.18 [5]	1:57.85	1:57.30	+28m	7.60m
		Josh Aiken	Lead	Q4				202m	815m	816m	818m	635m	409m	407m	410m				
6	2	CHEROKEE JOE	61.48	0:27.83	03.45	06.61	13.46	1:02.33	1:00.61	0:56.54	0:44.45 [1]	1:14.88 [1]	1:46.78 [1]	2:15.48 [2]	2:43.32 [6]	1:58.86	1:57.44	0m	9.10m
		Bailey McDonough	Lead	Q4				201m	806m	806m	806m	629m	404m	403m	404m				
7	5	IM NO OUTLAW NZ	55.99	0:27.62	03.82	07.35	14.89	1:02.36	1:00.49	0:56.22	0:45.03 [5]	1:15.48 [5]	1:47.39 [5]	2:15.98 [7]	2:43.60 [7]	1:58.56	1:57.59	+2m	13m
		Ryan Sanderson	Lead	Q4				204m	806m	806m	806m	631m	404m	403m	404m				

Note: Timing is based on positional data

[ ] Indicates rank at the end of each section


-:--:- No data available for this section

N/A Information not available

# Tabcorp Park Melton VIC - M-CLASS

## Race 7: PRYDES EASIFEED PACE - 2240m

21 May 2022 - 8:02PM



HARNESS RACING VICTORIA

RANK	TAB	Horse/Driver	Top Speed (Km/h)	Fastest Section	First 50m	First 100m	First 200m	First Half	Middle Half	Last Half	Lead Time	1st Quarter	2nd Quarter	3rd Quarter	4th Quarter	Last Mile	Mile Rate	Distance Travelled	Gross Time/Margin
8	4	REACTOR NOW	60.33	0:28.28	03.43	06.61	13.46	1:46.78	2:15.43	2:42.62	0:44.45	1:14.88 (0:30.42)	1:46.78 (0:31.91)	2:15.43 (0:28.65)	2:42.62 (0:27.19)				
		Chris Alford	Lead	Q4	03.46	06.69	13.65	1:02.59	1:00.34	0:56.68	0:44.46 [2]	1:15.08 [2] (0:30.62)	1:47.05 [2] (0:31.96)	2:15.43 [1] (0:28.39)	2:43.72 [8] (0:28.28)	1:59.26	1:57.73	+21m	14.50m

Scratched: LETSROCKLETSROLL (1)

Note: Timing is based on positional data

[ ] Indicates rank at the end of each section

-:--:-- No data available for this section

N/A Information not available

# Tabcorp Park Melton VIC - M-CLASS

## Race 8: I DIDNT DO IT TROTTERS FREE FOR ALL (GROUP 3) - 2240m

21 May 2022 - 8:38PM



HARNESS RACING VICTORIA

RANK	TAB	Horse/ Driver	Top Speed (Km/h)	Fastest Section	First 50m	First 100m	First 200m	First Half	Middle Half	Last Half	Lead Time	1st Quarter	2nd Quarter	3rd Quarter	4th Quarter	Last Mile	Mile Rate	Distance Travelled	Gross Time/ Margin
					03.62	06.81	13.39	1:47.10	2:16.57	2:46.31	0:46.36	1:17.07 (0:30.72)	1:47.10 (0:30.03)	2:16.57 (0:29.47)	2:46.31 (0:29.73)				
1	9	ULTIMATE STRIDE NZ	56.27	0:28.84	04.15	07.67	14.77	1:00.56	0:58.79	0:58.27	0:47.46 [7]	1:18.10 [6]	1:48.04 [7]	2:16.88 [3]	2:46.31 [1]	1:58.84	1:59.56	+23m	2:46.31
		Chris Lang	Lead	Q3			203m	816m	817m	814m	635m	408m	409m	409m	406m				
2	2	TRAVEL BUG	57.39	0:29.47	03.62	06.92	13.69	1:00.71	0:59.50	0:59.01	0:46.68 [2]	1:17.38 [2]	1:47.40 [2]	2:16.87 [2]	2:46.41 [2]	1:59.72	1:59.65	+1m	1.40m
		Ryan Sanderson	Lead	Q3			201m	805m	806m	807m	629m	403m	403m	405m	403m				
3	5	MCLOVIN NZ	59.15	0:29.47	03.59	06.81	13.39	1:00.75	0:59.50	0:59.64	0:46.35 [1]	1:17.07 [1]	1:47.10 [1]	2:16.57 [1]	2:46.75 [3]	2:00.40	1:59.86	+3m	5.70m
		Kate Gath	Lead	Q3			203m	805m	806m	807m	632m	403m	403m	404m	403m				
4	4	ROBBIE ROYALE NZ	57.97	0:28.92	03.61	06.86	13.95	1:00.64	1:00.11	0:59.01	0:47.12 [4]	1:17.75 [5]	1:47.76 [5]	2:17.87 [9]	2:46.78 [4]	1:59.66	1:59.93	+23m	6.20m
		Greg Sugars	Lead	Q4			202m	816m	814m	814m	634m	410m	407m	407m	407m				
5	10	SUNDONS COURAGE	57.11	0:28.85	04.37	08.02	15.07	1:00.55	0:58.78	0:58.52	0:47.78 [8]	1:18.40 [8]	1:48.34 [8]	2:17.19 [4]	2:46.86 [5]	1:59.08	1:59.93	+26m	7.40m
		Brad Angove	Lead	Q3			203m	817m	818m	816m	635m	408m	410m	409m	408m				
6	8	NEPHEW OF SONOKO	55.75	0:29.20	04.42	08.04	15.28	1:00.32	0:58.88	0:58.51	0:48.08 [9]	1:18.70 [9]	1:48.40 [9]	2:17.59 [8]	2:46.91 [6]	1:58.82	2:00.00	+25m	8.20m
		James Herbertson	Lead	Q3			202m	818m	822m	817m	633m	408m	411m	412m	406m				
7	3	BRANDLO PRINCE	55.07	0:29.50	03.80	07.25	14.44	1:00.78	0:59.36	0:59.34	0:47.22 [6]	1:18.14 [7]	1:48.00 [6]	2:17.50 [6]	2:47.34 [7]	2:00.11	2:00.28	+3m	12.30m
		Chris Svanosio	Lead	Q3			203m	807m	803m	809m	628m	407m	401m	403m	407m				

Note: Timing is based on positional data

[ ] Indicates rank at the end of each section

-:--:- No data available for this section

N/A Information not available

# Tabcorp Park Melton VIC - M-CLASS

## Race 8: I DIDNT DO IT TROTTERS FREE FOR ALL (GROUP 3) - 2240m

21 May 2022 - 8:38PM



HARNESS RACING VICTORIA

RANK	TAB	Horse/Driver	Top Speed (Km/h)	Fastest Section	First 50m	First 100m	First 200m	First Half	Middle Half	Last Half	Lead Time	1st Quarter	2nd Quarter	3rd Quarter	4th Quarter	Last Mile	Mile Rate	Distance Travelled	Gross Time/Margin
												1:17.07 (0:30.72)	1:47.10 (0:30.03)	2:16.57 (0:29.47)	2:46.31 (0:29.73)				
8	1	ALEPPO MURPHY	54.22	0:29.53	03.76	07.28	14.21	1:00.74	0:59.55	0:59.88	0:46.96 [3]	1:17.68 [4]	1:47.70 [4]	2:17.23 [5]	2:47.57 [8]	2:00.62	2:00.51	0m	16.80m
		Jack Laugher	Lead	Q3			201m	805m	807m	806m	630m	403m	403m	405m	402m				
9	7	ALDEBARAN CRESCENT	58.35	0:29.39	03.62	07.02	14.22	1:00.22	0:58.93	1:02.59	0:48.41 [10]	1:19.09 [10]	1:48.63 [10]	2:18.02 [10]	2:51.22 [9]	2:02.81	2:03.09	+28m	65.10m
		Josh Aiken	Lead	Q3			204m	818m	817m	810m	641m	409m	410m	408m	403m				
10	6	WOBELEE	58.29	0:30.03	03.98	07.46	14.61	1:00.28	1:00.14	1:04.81	0:47.18 [5]	1:17.43 [3]	1:47.47 [3]	2:17.56 [7]	2:52.27 [10]	2:05.09	2:03.81	+23m	79.50m
		Chris Alford	Lead	Q2			203m	816m	812m	810m	638m	410m	406m	406m	405m				

Note: Timing is based on positional data

[ ] Indicates rank at the end of each section

-:--:- No data available for this section

N/A Information not available



# Tabcorp Park Melton VIC - M-CLASS

## Race 9: NUTRIEN 3YO PACE - 2240m

21 May 2022 - 9:00PM



HARNESS RACING VICTORIA

RANK	TAB	Horse/ Driver	Top Speed (Km/h)	Fastest Section	First 50m	First 100m	First 200m	First Half	Middle Half	Last Half	Lead Time	1st Quarter	2nd Quarter	3rd Quarter	4th Quarter	Last Mile	Mile Rate	Distance Travelled	Gross Time/ Margin
					03.43	06.53	12.94	1:44.40	2:13.32	2:41.92	0:43.80	1:14.33 (0:30.53)	1:44.40 (0:30.07)	2:13.32 (0:28.92)	2:41.92 (0:28.60)				
1	6	AMORE VITA NZ	55.53	0:27.95	03.78	07.40	14.39	1:00.47	0:57.70	0:56.16	0:45.28 [6]	1:16.00 [6]	1:45.77 [6]	2:13.71 [3]	2:41.92 [1]	1:56.62	1:56.42	+9m	2:41.92
		Chris Alford	Lead	Q3			201m	809m	812m	812m	629m	404m	406m	407m	406m				
2	3	PAS GUARANTEE	60.97	0:28.53	03.38	06.53	13.47	1:00.60	0:58.23	0:57.48	0:44.46 [3]	1:15.37 [4]	1:45.07 [3]	2:13.60 [2]	2:42.55 [2]	1:58.09	1:56.85	+5m	8.30m
		Ellen Tormey	Lead	Q3			203m	808m	810m	808m	631m	403m	406m	406m	404m				
3	5	SOLESSEO MATUCA	58.28	0:28.92	03.50	06.88	13.73	0:59.90	0:59.00	0:58.28	0:44.49 [4]	1:14.33 [1]	1:44.40 [1]	2:13.32 [1]	2:42.68 [3]	1:58.18	1:56.99	+6m	10.20m
		Anthony Butt	Lead	Q3			203m	808m	807m	806m	633m	405m	404m	404m	403m				
4	4	PATSY VALENTINE	57.63	0:28.51	03.50	06.90	13.79	1:00.43	0:58.21	0:57.42	0:44.97 [5]	1:15.70 [5]	1:45.41 [5]	2:13.91 [4]	2:42.83 [4]	1:57.85	1:57.06	+6m	12.10m
		Josh Aiken	Lead	Q3			202m	807m	810m	809m	631m	403m	405m	406m	404m				
5	1	POWER UP NZ	60.40	0:30.06	03.43	06.66	13.12	1:01.01	1:00.17	1:04.10	0:44.09 [2]	1:15.04 [3]	1:45.10 [4]	2:15.21 [5]	2:49.20 [5]	2:05.11	2:01.66	+1m	97.20m
		Josh Dickie	Lead	Q2			201m	806m	808m	808m	629m	404m	403m	405m	403m				
6	2	RUBINS PLIGHT	61.44	0:30.07	03.40	06.55	12.94	1:01.01	1:01.61	1:18.79	0:43.79 [1]	1:14.75 [2]	1:44.81 [2]	2:16.35 [6]	3:03.60 [6]	2:19.80	2:12.01	+8m	289.50m
		Matthew Craven	Lead	Q2			203m	807m	807m	811m	633m	404m	403m	405m	407m				

Note: Timing is based on positional data

[ ] Indicates rank at the end of each section

-:--:- No data available for this section

N/A Information not available

# Tabcorp Park Melton VIC - M-CLASS

## Race 10: ALDEBARAN PARK TROT - 1720m

21 May 2022 - 9:30PM



HARNESS RACING VICTORIA

RANK	TAB	Horse/ Driver	Top Speed (Km/h)	Fastest Section	First 50m	First 100m	First 200m	First Half	Middle Half	Last Half	Lead Time	1st Quarter	2nd Quarter	3rd Quarter	4th Quarter	Last Mile	Mile Rate	Distance Travelled	Gross Time/ Margin
					03.34	06.64	13.31	1:06.36	1:36.34	2:06.22	0:07.30	0:36.82 (0:29.52)	1:06.36 (0:29.54)	1:36.34 (0:29.97)	2:06.22 (0:29.88)				
1	7	LADY IN THE SKY NZ	55.01	0:28.96	03.48	07.04	14.50	0:59.55	0:59.28	0:58.90	0:07.78 [7]	0:37.97 [7]	1:07.33 [7]	1:37.26 [6]	2:06.22 [1]	1:58.44	1:58.21	+20m	2:06.22
		Anthony Butt	Lead	Q4			201m	813m	812m	817m	109m	410m	404m	409m	409m				
2	2	CLASSY SPIRIT	57.81	0:29.52	03.41	06.76	13.62	0:59.23	0:59.50	0:59.69	0:07.44 [3]	0:37.14 [3]	1:06.67 [3]	1:36.65 [2]	2:06.35 [2]	1:58.91	1:58.31	+1m	1.60m
		Lisa Miles	Q1	Q2			198m	805m	805m	805m	110m	403m	402m	404m	402m				
3	5	SULTAN SASS	59.15	0:29.53	03.34	06.64	13.31	0:59.07	0:59.50	1:00.07	0:07.30 [1]	0:36.83 [2]	1:06.37 [2]	1:36.34 [1]	2:06.44 [3]	1:59.14	1:58.40	+5m	2.90m
		Glen Craven	Q1	Q1			199m	808m	807m	806m	108m	406m	404m	404m	402m				
4	3	HOMONYM NZ	55.51	0:29.41	03.46	06.99	14.18	0:59.33	0:59.35	0:59.78	0:07.70 [6]	0:37.62 [6]	1:07.03 [6]	1:36.97 [5]	2:06.81 [4]	1:59.11	1:58.78	+19m	7.80m
		Emmett Brosnan	Lead	Q2			200m	813m	814m	815m	109m	408m	406m	409m	407m				
5	1	CALDELS DAY OUT	55.78	0:29.51	03.50	06.100	14.04	0:59.28	0:59.50	0:59.100	0:07.69 [5]	0:37.47 [5]	1:06.97 [5]	1:36.96 [4]	2:06.97 [5]	1:59.27	1:58.87	0m	9.90m
		Chris Alford	Q1	Q2			198m	804m	805m	805m	109m	403m	402m	403m	402m				
6	4	ELEGANT JET	57.05	0:29.46	03.41	06.81	13.84	0:59.20	0:59.54	1:00.94	0:07.49 [4]	0:37.23 [4]	1:06.70 [4]	1:36.78 [3]	2:07.64 [6]	2:00.14	1:59.52	+16m	18.80m
		Lochie Cook	Q1	Q2			200m	814m	813m	811m	109m	409m	406m	407m	405m				
7	8	ALDEBARAN TESS NZ	53.92	0:29.34	04.14	07.77	14.98	0:59.13	0:59.23	1:02.56	0:08.48 [8]	0:38.28 [8]	1:07.61 [8]	1:37.51 [7]	2:10.19 [7]	2:01.70	2:01.96	+23m	53.10m
		Matthew Craven	Q1	Q2			202m	811m	813m	820m	112m	407m	405m	409m	412m				

Note: Timing is based on positional data

[ ] Indicates rank at the end of each section

-:--:- No data available for this section

N/A Information not available

# Tabcorp Park Melton VIC - M-CLASS

## Race 10: ALDEBARAN PARK TROT - 1720m

21 May 2022 - 9:30PM



HARNESS RACING VICTORIA

RANK	TAB	Horse/Driver	Top Speed (Km/h)	Fastest Section	First 50m	First 100m	First 200m	First Half	Middle Half	Last Half	Lead Time	1st Quarter	2nd Quarter	3rd Quarter	4th Quarter	Last Mile	Mile Rate	Distance Travelled	Gross Time/Margin
8	6	KALARNEY HEIDI	58.28	0:29.47	03.34	06.64	13.31	1:06.36	1:36.34	2:06.22	0:07.30	0:36.82 (0:29.52)	1:06.36 (0:29.54)	1:36.34 (0:29.97)	2:06.22 (0:29.88)				
					03.34	06.67	13.48	0:59.01	1:00.88	1:06.43	0:07.35 [2]	0:36.82 [1] (0:29.47)	1:06.36 [1] (0:29.54)	1:37.70 [8] (0:31.34)	2:12.79 [8] (0:35.08)	2:05.44	2:04.39	+15m	87.70m
		Damian Wilson	Q1	Q1			200m	815m	811m	808m	109m	409m	406m	405m	404m	1622m			

Note: Timing is based on positional data

[ ] Indicates rank at the end of each section

-:--:-- No data available for this section

N/A Information not available