

# Tabcorp Park Melton VIC - M-CLASS

## Race 1: DNR LOGISTICS PACE - 1720m

03 September 2022 - 5:32PM



HARNESS RACING VICTORIA

RANK	TAB	Horse/ Driver	Top Speed (Km/h)	Fastest Section	First 50m	First 100m	First 200m	First Half	Middle Half	Last Half	Lead Time	1st Quarter	2nd Quarter	3rd Quarter	4th Quarter	Last Mile	Mile Rate	Distance Travelled	Gross Time/ Margin
					02.96	05.98	12.42	1:05.27	1:33.93	2:02.81	0:06.57	0:34.28 (0:27.71)	1:05.27 (0:30.97)	1:33.93 (0:28.67)	2:02.81 (0:28.88)				
1	9	<b>HUGO ROCKS</b>	<b>59.91</b>	<b>0:27.99</b>	<b>03.43</b>	<b>06.67</b>	<b>13.28</b>	0:58.57	0:58.65	0:56.89	0:07.34 [7]	<b>0:35.33 [7]</b>	<b>1:05.93 [6]</b>	<b>1:33.99 [2]</b>	<b>2:02.81 [1]</b>	1:55.47	1:54.91	<b>+16m</b>	<b>2:02.81</b>
		James Herbertson	Lead	Q1				201m	816m	815m	812m	109m	408m	408m	408m				
2	10	<b>MAGIC MIKE NZ</b>	<b>59.48</b>	<b>0:27.95</b>	<b>03.64</b>	<b>06.97</b>	<b>13.83</b>	0:58.56	0:58.46	0:56.73	0:07.65 [9]	<b>0:35.71 [9]</b>	<b>1:06.22 [8]</b>	<b>1:34.17 [3]</b>	<b>2:02.96 [2]</b>	1:55.31	1:55.05	<b>+23m</b>	<b>2m</b>
		Jack Laugher	Lead	Q3				200m	816m	<b>818m</b>	817m	110m	408m	<b>409m</b>	<b>410m</b>				
3	3	<b>ARDEN ROANOKE NZ</b>	<b>63.15</b>	<b>0:28.16</b>	<b>02.99</b>	<b>06.04</b>	<b>12.68</b>	0:59.15	0:59.41	0:57.14	0:06.69 [2]	<b>0:34.85 [4]</b>	<b>1:05.85 [5]</b>	<b>1:34.27 [5]</b>	<b>2:02.98 [3]</b>	1:56.28	1:55.07	<b>+5m</b>	<b>2.20m</b>
		Nathan Jack	Lead	Q1				200m	805m	809m	811m	110m	403m	403m	406m				
4	11	<b>HAYDEN BROMAC NZ</b>	<b>59.23</b>	<b>0:28.03</b>	<b>03.65</b>	<b>07.05</b>	<b>14.14</b>	0:58.73	0:58.76	0:56.56	0:07.77 [10]	<b>0:35.81 [10]</b>	<b>1:06.51 [10]</b>	<b>1:34.56 [6]</b>	<b>2:03.09 [4]</b>	1:55.31	1:55.17	<b>+16m</b>	<b>3.60m</b>
		Robert Walters	Lead	Q1				200m	812m	815m	<b>814m</b>	110m	405m	408m	408m				
5	2	<b>MAJOR MAL</b>	<b>60.77</b>	<b>0:28.08</b>	<b>03.15</b>	<b>06.34</b>	<b>12.99</b>	0:58.67	0:59.14	0:57.51	0:06.98 [5]	<b>0:35.06 [5]</b>	<b>1:05.65 [4]</b>	<b>1:34.21 [4]</b>	<b>2:03.16 [5]</b>	1:56.18	1:55.23	<b>+10m</b>	<b>4.60m</b>
		Jordan Leedham	Lead	Q1				200m	814m	811m	807m	109m	408m	407m	405m				
6	4	<b>OUR UNCLE JIM</b>	<b>60.92</b>	<b>0:27.83</b>	<b>03.11</b>	<b>06.31</b>	<b>12.90</b>	0:58.39	0:59.14	0:57.89	0:06.96 [4]	<b>0:34.79 [3]</b>	<b>1:05.35 [2]</b>	<b>1:33.93 [1]</b>	<b>2:03.24 [6]</b>	1:56.27	1:55.31	<b>+11m</b>	<b>5.90m</b>
		Codi Rauchenberger	Lead	Q1				201m	<b>816m</b>	812m	805m	111m	408m	409m	403m				
7	5	<b>MAJOR DELICO</b>	<b>64.24</b>	<b>0:28.01</b>	<b>02.96</b>	<b>05.98</b>	<b>12.42</b>	0:58.99	0:59.99	0:57.71	0:06.57 [1]	<b>0:34.60 [2]</b>	<b>1:05.57 [3]</b>	<b>1:34.57 [7]</b>	<b>2:03.28 [7]</b>	1:56.70	1:55.36	<b>+3m</b>	<b>6.30m</b>
		Rodney Petroff	Q1	Q1				201m	808m	808m	806m	110m	404m	405m	404m				

Note: Timing is based on positional data

[ ] Indicates rank at the end of each section

-:--:- No data available for this section

N/A Information not available

# Tabcorp Park Melton VIC - M-CLASS

Race 1: DNR LOGISTICS PACE - 1720m

03 September 2022 - 5:32PM



HARNESS RACING VICTORIA

RANK	TAB	Horse/Driver	Top Speed (Km/h)	Fastest Section	First 50m	First 100m	First 200m	First Half	Middle Half	Last Half	Lead Time	1st Quarter	2nd Quarter	3rd Quarter	4th Quarter	Last Mile	Mile Rate	Distance Travelled	Gross Time/Margin
					02.96	05.98	12.42	1:05.27	1:33.93	2:02.81	0:06.57	0:34.28 (0:27.71)	1:05.27 (0:30.97)	1:33.93 (0:28.67)	2:02.81 (0:28.88)				
8	8	<b>MESSERATI</b>	<b>60.51</b>	<b>0:28.11</b>	<b>03.52</b>	<b>06.74</b>	<b>13.33</b>	0:59.06	0:59.33	0:56.90	0:07.39 [8]	<b>0:35.50 [8]</b>	<b>1:06.45 [9]</b>	<b>1:34.83 [8]</b>	<b>2:03.36 [8]</b>	1:55.96	1:55.42	<b>+12m</b>	<b>7.30m</b>
		John Caldwell	Lead	Q1			199m	807m	810m	815m	110m	403m	405m	406m	410m				
9	1	<b>BUDD SIDEWINDER</b>	<b>60.08</b>	<b>0:28.09</b>	<b>03.19</b>	<b>06.43</b>	<b>13.01</b>	0:59.07	0:59.84	0:57.73	0:07.07 [6]	<b>0:35.17 [6]</b>	<b>1:06.15 [7]</b>	<b>1:35.01 [9]</b>	<b>2:03.88 [9]</b>	1:56.81	1:55.91	<b>+4m</b>	<b>14.20m</b>
		Ashleigh Markham	Lead	Q1			199m	806m	808m	809m	110m	403m	404m	406m	404m				
10	7	<b>BOXOFCHOCOLATES</b>	<b>62.86</b>	<b>0:27.56</b>	<b>03.03</b>	<b>06.11</b>	<b>12.59</b>	0:58.53	1:01.71	1:06.34	0:06.73 [3]	<b>0:34.28 [1]</b>	<b>1:05.27 [1]</b>	<b>1:36.01 [10]</b>	<b>2:11.60 [10]</b>	2:04.87	2:03.14	<b>+8m</b>	<b>117.60m</b>
		Chris Alford	Q1	Q1			203m	814m	807m	805m	110m	409m	405m	403m	404m				

Scratched: MONSIEUR DELACOUR (6)

Note: Timing is based on positional data

[ ] Indicates rank at the end of each section

-:--:-- No data available for this section

N/A Information not available

# Tabcorp Park Melton VIC - M-CLASS

## Race 2: THE BIG SCREEN COMPANY PACE - 2240m

03 September 2022 - 6:04PM



HARNESS RACING VICTORIA

RANK	TAB	Horse/ Driver	Top Speed (Km/h)	Fastest Section	First 50m	First 100m	First 200m	First Half	Middle Half	Last Half	Lead Time	1st Quarter	2nd Quarter	3rd Quarter	4th Quarter	Last Mile	Mile Rate	Distance Travelled	Gross Time/ Margin
					03.15	06.28	12.90	1:44.77	2:12.49	2:39.82	0:44.85	1:14.99 (0:30.13)	1:44.77 (0:29.78)	2:12.49 (0:27.72)	2:39.82 (0:27.32)				
1	1	COBBER	60.07	0:27.06	03.30	06.53	13.33	0:59.88	0:57.35	0:54.73	0:45.20 [2]	1:15.40 [2]	1:45.08 [3]	2:12.76 [3]	2:39.82 [1]	1:54.61	1:54.82	+2m	2:39.82
		Ryan Sanderson	Lead	Q4			198m	808m	808m	806m	628m	405m	404m	405m	402m				
2	3	CAPTAIN BELLASARIO	62.28	0:27.52	03.15	06.28	12.90	0:59.91	0:57.51	0:55.25	0:44.85 [1]	1:14.99 [1]	1:44.77 [1]	2:12.49 [1]	2:40.02 [2]	1:55.16	1:54.97	+2m	2.60m
		Jack Laughler	Lead	Q4			200m	807m	807m	806m	630m	404m	404m	404m	403m				
3	8	ARGGGHHH	59.95	0:27.14	03.64	06.88	13.63	0:59.88	0:57.34	0:54.80	0:45.50 [4]	1:15.70 [4]	1:45.38 [5]	2:13.05 [5]	2:40.18 [3]	1:54.68	1:55.09	+1m	4.80m
		David Miles	Lead	Q4			198m	807m	808m	806m	627m	404m	404m	405m	403m				
4	4	PULL THE OTHER LEG NZ	61.01	0:27.55	03.20	06.40	13.17	0:59.71	0:56.95	0:55.38	0:45.34 [3]	1:15.67 [3]	1:45.06 [2]	2:12.61 [2]	2:40.44 [4]	1:55.09	1:55.27	+22m	8.40m
		Kate Gath	Lead	Q3			201m	816m	814m	812m	635m	409m	408m	407m	406m				
5	5	ACCELERE NZ	57.17	0:27.31	03.53	07.07	14.14	0:59.87	0:57.33	0:54.96	0:45.78 [6]	1:15.98 [6]	1:45.66 [7]	2:13.30 [7]	2:40.61 [5]	1:54.83	1:55.39	+5m	10.50m
		Josh Duggan	Lead	Q4			199m	809m	808m	807m	629m	405m	405m	404m	404m				
6	9	OZZIE PLAYBOY	59.37	0:27.49	03.59	06.89	13.77	0:59.70	0:56.89	0:55.25	0:45.92 [7]	1:16.23 [7]	1:45.62 [6]	2:13.11 [6]	2:40.88 [6]	1:54.95	1:55.57	+27m	14m
		Ellen Tormey	Lead	Q3			201m	818m	817m	816m	634m	410m	409m	409m	408m				
7	6	VILLACCI	57.13	0:27.68	03.50	06.97	14.38	0:59.41	0:57.01	0:55.42	0:46.55 [9]	1:16.69 [9]	1:45.96 [9]	2:13.71 [9]	2:41.39 [7]	1:54.83	1:55.95	+16m	21m
		Lisa Miles	Lead	Q4			202m	813m	809m	808m	635m	408m	405m	405m	404m				

Note: Timing is based on positional data

[ ] Indicates rank at the end of each section

-:--:- No data available for this section

N/A Information not available



# Tabcorp Park Melton VIC - M-CLASS

## Race 2: THE BIG SCREEN COMPANY PACE - 2240m

03 September 2022 - 6:04PM



HARNESS RACING VICTORIA

RANK	TAB	Horse/ Driver	Top Speed (Km/h)	Fastest Section	First 50m	First 100m	First 200m	First Half	Middle Half	Last Half	Lead Time	1st Quarter	2nd Quarter	3rd Quarter	4th Quarter	Last Mile	Mile Rate	Distance Travelled	Gross Time/ Margin
					03.15	06.28	12.90	1:44.77	2:12.49	2:39.82	0:44.85	1:14.99 (0:30.13)	1:44.77 (0:29.78)	2:12.49 (0:27.72)	2:39.82 (0:27.32)				
8	7	<b>IM OFF N GONE NZ</b>	<b>58.99</b>	<b>0:27.53</b>	<b>03.33</b>	<b>06.67</b>	<b>14.08</b>	0:59.70	0:56.93	0:55.54	0:46.21 [8]	<b>1:16.51 [8]</b>	<b>1:45.91 [8]</b>	<b>2:13.44 [8]</b>	<b>2:41.46 [8]</b>	1:55.24	1:56.00	<b>+29m</b>	<b>21.80m</b>
		Conor Crook	Lead	Q3			203m	819m	816m	816m	636m	411m	409m	408m	408m				
9	2	<b>CAPTAIN CONFETTI NZ</b>	<b>59.48</b>	<b>0:27.61</b>	<b>03.31</b>	<b>06.57</b>	<b>13.50</b>	0:59.74	0:57.01	0:56.91	0:45.62 [5]	<b>1:15.95 [5]</b>	<b>1:45.36 [4]</b>	<b>2:12.97 [4]</b>	<b>2:42.26 [9]</b>	1:56.64	1:56.57	<b>+22m</b>	<b>32.50m</b>
		Abby Sanderson	Lead	Q3			199m	818m	814m	811m	632m	411m	408m	407m	405m				

Note: Timing is based on positional data

[ ] Indicates rank at the end of each section

-:--:-- No data available for this section

N/A Information not available

# Tabcorp Park Melton VIC - M-CLASS

## Race 3: COBBITTY LODGE 4YO PACE - 2240m

03 September 2022 - 6:32PM



HARNESS RACING VICTORIA

RANK	TAB	Horse/ Driver	Top Speed (Km/h)	Fastest Section	First 50m	First 100m	First 200m	First Half	Middle Half	Last Half	Lead Time	1st Quarter	2nd Quarter	3rd Quarter	4th Quarter	Last Mile	Mile Rate	Distance Travelled	Gross Time/ Margin
					03.13	06.22	12.70	1:44.31	2:12.98	2:41.36	0:45.13	1:15.33 (0:30.20)	1:44.31 (0:28.98)	2:12.98 (0:28.67)	2:41.36 (0:28.38)				
1	5	HURRICANE HUSSLER	62.53	0:28.38	03.16	06.28	12.70	0:59.19	0:57.64	0:57.05	0:45.12 [1]	1:15.33 [1] (0:30.21)	1:44.31 [1] (0:28.97)	2:12.98 [1] (0:28.67)	2:41.36 [1] (0:28.38)	1:56.24	1:55.93	+1m	2:41.36
		Jodi Quinlan	Lead	Q4			200m	804m	806m	806m	629m	403m	403m	404m	403m				
2	8	TALENT AGENT NZ	60.70	0:28.61	03.68	06.84	13.39	0:59.18	0:57.64	0:57.41	0:45.93 [6]	1:16.08 [7] (0:30.15)	1:45.12 [7] (0:29.03)	2:13.73 [7] (0:28.61)	2:42.53 [2] (0:28.80)	1:56.59	1:56.77	+24m	15.50m
		Tayla French	Lead	Q3			201m	813m	813m	817m	633m	408m	405m	408m	410m				
3	2	DIGYOURHEELSIN	60.11	0:28.67	03.24	06.50	13.04	0:59.18	0:57.68	0:58.54	0:45.43 [3]	1:15.62 [3] (0:30.18)	1:44.62 [4] (0:29.01)	2:13.28 [3] (0:28.67)	2:43.16 [3] (0:29.87)	1:57.72	1:57.23	0m	24m
		Josh Duggan	Lead	Q3			198m	805m	806m	806m	627m	403m	403m	404m	403m				
4	6	OVER THE ODDS NZ	62.54	0:28.67	03.13	06.22	12.87	0:59.21	0:57.68	0:58.94	0:45.35 [2]	1:15.53 [2] (0:30.18)	1:44.56 [3] (0:29.02)	2:13.22 [2] (0:28.67)	2:43.49 [4] (0:30.27)	1:58.14	1:57.46	+21m	28.40m
		Jackie Barker	Lead	Q3			201m	814m	812m	811m	634m	408m	407m	406m	406m				
5	1	OUR BELLA LUCIA	58.58	0:28.78	03.40	06.75	13.51	0:59.19	0:57.70	0:58.62	0:45.68 [5]	1:15.97 [5] (0:30.28)	1:44.88 [6] (0:28.92)	2:13.67 [6] (0:28.78)	2:43.51 [5] (0:29.85)	1:57.82	1:57.48	0m	28.70m
		Ellen Rixon	Lead	Q3			200m	806m	805m	805m	627m	405m	402m	404m	402m				
6	7	TREACHEROUS ROCK	58.51	0:28.53	03.43	06.80	13.73	0:58.31	0:57.56	1:00.33	0:46.22 [7]	1:16.01 [6] (0:29.78)	1:44.54 [2] (0:28.53)	2:13.57 [4] (0:29.05)	2:44.86 [6] (0:31.28)	1:58.64	1:58.45	+28m	46.60m
		Jack Laughler	Lead	Q2			201m	817m	818m	816m	634m	409m	409m	410m	407m				
7	3	A PERFECT DANCE	60.89	0:28.77	03.20	06.39	13.08	0:59.20	0:57.81	1:00.17	0:45.64 [4]	1:15.80 [4] (0:30.15)	1:44.85 [5] (0:29.05)	2:13.61 [5] (0:28.77)	2:45.01 [7] (0:31.40)	1:59.36	1:58.55	+18m	48.60m
		James Herbertson	Lead	Q3			200m	813m	812m	811m	631m	408m	405m	407m	404m				

Note: Timing is based on positional data

[ ] Indicates rank at the end of each section


-:--:- No data available for this section

N/A Information not available

# Tabcorp Park Melton VIC - M-CLASS

Race 3: COBBITTY LODGE 4YO PACE - 2240m

03 September 2022 - 6:32PM



HARNESS RACING VICTORIA

**Scratched:** CAPTAIN MAASTRICHT (4)

Note: Timing is based on positional data

[ ] Indicates rank at the end of each section

-:--:-- No data available for this section

N/A Information not available

Data processed by  TRIPLESDATA

# Tabcorp Park Melton VIC - M-CLASS

## Race 4: WOODLANDS STUD 2YO PACE - 1720m

03 September 2022 - 7:03PM



HARNESS RACING VICTORIA

RANK	TAB	Horse/ Driver	Top Speed (Km/h)	Fastest Section	First 50m	First 100m	First 200m	First Half	Middle Half	Last Half	Lead Time	1st Quarter	2nd Quarter	3rd Quarter	4th Quarter	Last Mile	Mile Rate	Distance Travelled	Gross Time/ Margin
					03.08	06.14	12.48	1:06.48	1:35.98	2:03.23	0:06.78	0:35.01 (0:28.23)	1:06.48 (0:31.47)	1:35.98 (0:29.50)	2:03.23 (0:27.25)				
1	5	EL CAMINO	59.56	0:26.73	03.28	06.56	13.34	1:00.15	1:00.33	0:55.83	0:07.25 [5]	0:36.17 [5]	1:07.40 [5]	1:36.50 [4]	2:03.23 [1]	1:55.98	1:55.31	+18m	2:03.23
		James McPherson	Lead	Q4			201m	814m	812m	815m		110m	410m	405m	407m				
2	6	ROCKNROLL GIG	59.30	0:27.17	03.34	06.63	13.54	1:00.41	1:00.28	0:56.23	0:07.30 [6]	0:36.48 [6]	1:07.72 [6]	1:36.77 [6]	2:03.94 [2]	1:56.64	1:55.97	+19m	9.50m
		Leigh Sutton	Lead	Q4			202m	817m	812m	813m		109m	412m	405m	407m				
3	3	CHEERSTOLOU	60.09	0:27.46	03.17	06.41	13.09	1:00.04	1:00.84	0:56.87	0:07.07 [4]	0:35.69 [3]	1:07.12 [4]	1:36.53 [5]	2:03.98 [3]	1:56.91	1:56.01	+2m	10.20m
		Kerryn Manning	Lead	Q4			200m	806m	805m	806m		110m	404m	402m	404m				
4	4	DOUGS PLATTER	62.90	0:27.83	03.08	06.14	12.59	1:00.33	1:00.36	0:56.97	0:06.77 [1]	0:35.87 [4]	1:07.10 [3]	1:36.24 [2]	2:04.07 [4]	1:57.30	1:56.09	+17m	11.10m
		Chris Alford	Q1	Q4			201m	815m	811m	812m		110m	411m	405m	406m				
5	2	SWEETHEART BART	61.50	0:27.90	03.08	06.24	12.80	0:59.90	1:00.91	0:57.36	0:06.88 [3]	0:35.35 [2]	1:06.78 [2]	1:36.25 [3]	2:04.15 [5]	1:57.26	1:56.16	+3m	12.40m
		Kate Gath	Q1	Q4			200m	807m	806m	806m		110m	405m	403m	403m				
6	1	VIKING	62.59	0:28.20	03.10	06.20	12.48	0:59.67	1:00.97	0:58.69	0:06.81 [2]	0:35.01 [1]	1:06.48 [1]	1:35.98 [1]	2:05.17 [6]	1:58.36	1:57.12	+2m	25.80m
		Nathan Jack	Q1	Q1			200m	807m	806m	806m		109m	405m	403m	404m				

Note: Timing is based on positional data

[ ] Indicates rank at the end of each section

-:--:- No data available for this section

N/A Information not available

# Tabcorp Park Melton VIC - M-CLASS

Race 5: HYGAIN PACE - 2240m

03 September 2022 - 7:32PM



HARNESS RACING VICTORIA

RANK	TAB	Horse/ Driver	Top Speed (Km/h)	Fastest Section	First 50m	First 100m	First 200m	First Half	Middle Half	Last Half	Lead Time	1st Quarter	2nd Quarter	3rd Quarter	4th Quarter	Last Mile	Mile Rate	Distance Travelled	Gross Time/ Margin
					03.22	06.32	12.64	1:46.31	2:14.73	2:42.26	0:44.10	1:14.71 (0:30.60)	1:46.31 (0:31.60)	2:14.73 (0:28.42)	2:42.26 (0:27.53)				
1	4	MAJOR MEISTER NZ	62.16	0:27.28	03.23	06.37	12.69	1:02.18	0:59.97	0:55.66	0:44.42 [2]	1:14.99 [3]	1:46.60 [3]	2:14.97 [4]	2:42.26 [1]	1:57.83	1:56.56	+3m	2:42.26
		Kate Gath	Lead	Q4			200m	804m	805m	805m	629m	402m	402m	404m	403m				
2	6	MIGHTY FLYING ART NZ	63.36	0:27.54	03.22	06.32	12.64	1:02.20	1:00.02	0:55.96	0:44.10 [1]	1:14.71 [1]	1:46.31 [1]	2:14.73 [1]	2:42.27 [2]	1:58.16	1:56.57	+9m	0.10m
		Jack Laugher	Lead	Q4			202m	805m	806m	805m	633m	403m	403m	403m	402m				
3	10	ENCHANTED STRIDE	56.01	0:27.32	03.98	07.56	14.44	1:01.87	0:59.13	0:55.21	0:45.19 [7]	1:15.82 [8]	1:47.06 [6]	2:14.95 [3]	2:42.28 [3]	1:57.08	1:56.59	+24m	0.30m
		David Miles	Lead	Q4			199m	815m	816m	816m	628m	409m	407m	409m	407m				
4	1	KNIGHTS TEMPLAR	60.44	0:27.39	03.30	06.53	13.07	1:02.20	0:59.99	0:55.72	0:44.69 [4]	1:15.25 [5]	1:46.90 [5]	2:15.24 [6]	2:42.62 [4]	1:57.93	1:56.84	+1m	4.90m
		Chris Alford	Lead	Q4			199m	804m	805m	805m	627m	404m	402m	404m	402m				
5	3	LOVE INA CHEVY NZ	60.92	0:27.56	03.22	06.42	13.11	1:02.25	0:59.83	0:55.82	0:44.56 [3]	1:15.23 [4]	1:46.81 [4]	2:15.06 [5]	2:42.63 [5]	1:58.07	1:56.84	+21m	4.90m
		Jackie Barker	Lead	Q4			200m	814m	811m	810m	632m	409m	406m	406m	405m				
6	9	KHAKI NUI NZ	58.18	0:27.43	03.80	07.21	13.80	1:02.27	0:59.80	0:55.62	0:44.84 [5]	1:15.51 [6]	1:47.11 [7]	2:15.30 [8]	2:42.73 [6]	1:57.89	1:56.92	+20m	6.60m
		Abby Sanderson	Lead	Q4			201m	814m	812m	810m	632m	409m	406m	406m	404m				
7	5	BLITZERN	60.60	0:28.12	03.30	06.50	14.15	1:00.93	0:59.82	0:56.39	0:45.57 [9]	1:14.97 [2]	1:46.51 [2]	2:14.78 [2]	2:42.90 [7]	1:57.32	1:57.04	+30m	8.90m
		Allan McDonough	Lead	Q4			202m	818m	812m	810m	636m	412m	407m	406m	406m				

Note: Timing is based on positional data

[ ] Indicates rank at the end of each section

-:--:- No data available for this section

N/A Information not available



# Tabcorp Park Melton VIC - M-CLASS

Race 5: HYGAIN PACE - 2240m

03 September 2022 - 7:32PM



HARNESS RACING VICTORIA

RANK	TAB	Horse/ Driver	Top Speed (Km/h)	Fastest Section	First 50m	First 100m	First 200m	First Half	Middle Half	Last Half	Lead Time	1st Quarter	2nd Quarter	3rd Quarter	4th Quarter	Last Mile	Mile Rate	Distance Travelled	Gross Time/ Margin
					03.22	06.32	12.64	1:46.31	2:14.73	2:42.26	0:44.10	1:14.71 (0:30.60)	1:46.31 (0:31.60)	2:14.73 (0:28.42)	2:42.26 (0:27.53)				
8	8	WESTERN SONADOR	59.89	0:27.45	03.63	06.87	13.44	1:02.21	1:00.00	0:55.80	0:45.00 [6]	1:15.55 [7]	1:47.21 [8]	2:15.56 [9]	2:43.00 [8]	1:58.00	1:57.11	0m	10.10m
		Rebecca Bartley	Lead	Q4			199m	804m	804m	804m	627m	402m	403m	402m	402m				
9	2	FYNN FROST NZ	57.43	0:27.85	03.54	06.95	13.76	1:02.03	0:59.33	0:55.72	0:45.35 [8]	1:15.93 [9]	1:47.38 [9]	2:15.26 [7]	2:43.11 [9]	1:57.75	1:57.19	+19m	11.40m
		Conor Crook	Lead	Q4			200m	806m	812m	816m	632m	404m	403m	410m	408m				

Scratched: CRIME WRITER (7)


Note: Timing is based on positional data

[ ] Indicates rank at the end of each section

-:--:-- No data available for this section

N/A Information not available

# Tabcorp Park Melton VIC - M-CLASS



## Race 6: HBV STALLION GUIDE AMARILLEN MATRIARCH PACE FINAL (GROUP 3) - 2240m



03 September 2022 - 8:07PM

HARNESS RACING VICTORIA

RANK	TAB	Horse/ Driver	Top Speed (Km/h)	Fastest Section	First 50m 03.21	First 100m 06.36	First 200m 12.85	First Half 1:43.16	Middle Half 2:12.63	Last Half 2:41.28	Lead Time 0:42.86	1st Quarter	2nd Quarter	3rd Quarter	4th Quarter	Last Mile	Mile Rate	Distance Travelled	Gross Time/ Margin
												1:12.85 (0:29.99)	1:43.16 (0:30.30)	2:12.63 (0:29.48)	2:41.28 (0:28.65)				
1	13	<b>RUNAWAY CELEBRITY</b>	<b>56.69</b>	<b>0:27.75</b>	03.79	07.36	14.50	0:58.89	0:59.27	0:57.04	0:45.36 [10]	<b>1:14.26 [10]</b>	<b>1:44.25 [10]</b>	<b>2:13.53 [8]</b>	<b>2:41.28 [1]</b>	1:55.93	1:55.88	+33m	2:41.28
		Mark Pitt	Lead	Q4								(0:28.90)	(0:29.99)	(0:29.28)	(0:27.75)				
2	9	<b>RUBY WINGATE</b>	<b>57.58</b>	<b>0:28.30</b>	03.70	07.09	13.87	0:59.62	0:59.83	0:57.87	0:44.41 [6]	<b>1:13.78 [7]</b>	<b>1:44.03 [8]</b>	<b>2:13.61 [9]</b>	<b>2:41.91 [2]</b>	1:57.49	1:56.32	+12m	8.50m
		James Herbertson	Lead	Q4								(0:29.37)	(0:30.25)	(0:29.56)	(0:28.30)				
3	12	<b>BETTOR ROBYN</b>	<b>58.80</b>	<b>0:28.81</b>	03.59	07.00	14.07	0:58.98	0:59.41	0:58.20	0:44.98 [9]	<b>1:13.96 [8]</b>	<b>1:43.96 [7]</b>	<b>2:13.37 [5]</b>	<b>2:42.17 [3]</b>	1:57.19	1:56.52	+29m	11.80m
		Rebecca Bartley	Lead	Q4								(0:28.97)	(0:30.01)	(0:29.40)	(0:28.81)				
4	10	<b>ART OF SHENG LI</b>	<b>59.85</b>	<b>0:28.75</b>	03.56	06.84	13.73	0:59.01	0:59.67	0:58.83	0:44.63 [7]	<b>1:13.39 [4]</b>	<b>1:43.65 [4]</b>	<b>2:13.06 [2]</b>	<b>2:42.47 [4]</b>	1:57.84	1:56.73	+29m	15.80m
		Ryan Sanderson	Lead	Q1								(0:28.75)	(0:30.26)	(0:29.41)	(0:29.42)				
5	3	<b>OUTBACK SHADOW</b>	<b>59.73</b>	<b>0:28.80</b>	03.30	06.56	13.34	0:59.36	0:59.66	0:58.42	0:44.78 [8]	<b>1:14.10 [9]</b>	<b>1:44.15 [9]</b>	<b>2:13.76 [10]</b>	<b>2:42.56 [5]</b>	1:57.77	1:56.79	+4m	17.10m
		Kerryn Manning	Lead	Q4								(0:29.31)	(0:30.05)	(0:29.62)	(0:28.80)				
6	1	<b>NIKI NAH NAH</b>	<b>58.46</b>	<b>0:29.10</b>	03.41	06.76	13.36	0:59.78	0:59.97	0:58.72	0:44.06 [4]	<b>1:13.49 [5]</b>	<b>1:43.84 [6]</b>	<b>2:13.46 [6]</b>	<b>2:42.56 [6]</b>	1:58.50	1:56.80	0m	17.10m
		Kate Gath	Lead	Q4								(0:29.43)	(0:30.35)	(0:29.62)	(0:29.10)				
7	11	<b>DOUGS BABE</b>	<b>59.34</b>	<b>0:29.48</b>	03.56	06.85	13.54	1:00.30	0:59.78	0:59.52	0:42.85 [1]	<b>1:12.85 [1]</b>	<b>1:43.16 [1]</b>	<b>2:12.63 [1]</b>	<b>2:42.67 [7]</b>	1:59.82	1:56.87	+10m	18.40m
		Michael Bellman	Lead	Q3							(0:30.00)	(0:30.30)	(0:29.48)	(0:30.04)	202m				


Note: Timing is based on positional data

[ ] Indicates rank at the end of each section

-:--:-- No data available for this section

N/A Information not available

# Tabcorp Park Melton VIC - M-CLASS



## Race 6: HBV STALLION GUIDE AMARILLEN MATRIARCH PACE FINAL (GROUP 3) - 2240m



03 September 2022 - 8:07PM

HARNESS RACING VICTORIA

RANK	TAB	Horse/Driver	Top Speed (Km/h)	Fastest Section	First 50m	First 100m	First 200m	First Half	Middle Half	Last Half	Lead Time	1st Quarter	2nd Quarter	3rd Quarter	4th Quarter	Last Mile	Mile Rate	Distance Travelled	Gross Time/Margin
					03.21	06.36	12.85	1:43.16	2:12.63	2:41.28	0:42.86	1:12.85 (0:29.99)	1:43.16 (0:30.30)	2:12.63 (0:29.48)	2:41.28 (0:28.65)				
8	6	LARAJAY MACRAY	56.45	0:28.91	03.51	07.10	14.62	0:58.96	0:59.63	0:59.26	0:45.53 [11]	1:14.45 [11]	1:44.49 [12]	2:14.07 [12]	2:43.76 [8]	1:58.22	1:57.65	+6m	32.80m
		Amy Tubbs	Lead	Q1			201m	803m	805m	806m	632m	403m	402m	404m	403m				
9	7	MOSAIC ART NZ	57.30	0:28.84	03.51	07.05	14.66	0:58.67	0:59.48	0:59.61	0:45.68 [12]	1:14.53 [12]	1:44.35 [11]	2:14.00 [11]	2:43.97 [9]	1:58.28	1:57.80	+32m	35.90m
		Connor Clarke	Lead	Q1			202m	814m	811m	816m	637m	410m	405m	406m	410m				
10	4	JUST AS WELL NZ	61.69	0:29.40	03.21	06.36	13.04	0:59.46	0:59.85	1:00.96	0:44.24 [5]	1:13.64 [6]	1:43.71 [5]	2:13.50 [7]	2:44.67 [10]	2:00.42	1:58.31	+20m	45.10m
		Chris Alford	Lead	Q1			200m	810m	809m	813m	632m	407m	404m	406m	408m				
11	5	SMOOTH DEBATE NZ	61.17	0:29.63	03.22	06.41	13.12	1:00.49	0:59.93	1:01.59	0:43.00 [2]	1:13.19 [2]	1:43.49 [3]	2:13.12 [3]	2:45.08 [11]	2:02.08	1:58.60	+8m	50.40m
		Brad Chisholm	Lead	Q3			201m	804m	805m	805m	634m	403m	401m	404m	402m				
12	2	THE WOLF NZ	61.30	0:29.85	03.21	06.39	12.85	1:00.08	0:59.92	1:04.74	0:43.26 [3]	1:13.28 [3]	1:43.35 [2]	2:13.20 [4]	2:48.09 [12]	2:04.82	2:00.76	+10m	90.70m
		Jordan Leedham	Lead	Q3			199m	808m	810m	811m	626m	404m	405m	405m	406m				

Scratched: MY SUPERANNUATION (8)

Note: Timing is based on positional data

[ ] Indicates rank at the end of each section

-:--:- No data available for this section

N/A Information not available

# Tabcorp Park Melton VIC - M-CLASS

## Race 7: TAB MINUTEMAN FREE FOR ALL - 2240m

03 September 2022 - 8:42PM



HARNESS RACING VICTORIA


RANK	TAB	Horse/ Driver	Top Speed (Km/h)	Fastest Section	First 50m	First 100m	First 200m	First Half	Middle Half	Last Half	Lead Time	1st Quarter	2nd Quarter	3rd Quarter	4th Quarter	Last Mile	Mile Rate	Distance Travelled	Gross Time/ Margin
					03.14	06.18	12.44	1:43.18	2:10.88	2:38.44	0:43.97	1:13.30 (0:29.33)	1:43.18 (0:29.89)	2:10.88 (0:27.70)	2:38.44 (0:27.56)				
1	10	HONOLUA BAY	60.97	0:27.56	03.62	06.78	13.52	0:59.22	0:57.59	0:55.26	0:43.96 [1]	1:13.30 [1]	1:43.18 [1]	2:10.88 [1]	2:38.44 [1]	1:54.47	1:53.83	+9m	2:38.44
		Mark Pitt	Lead	Q4			199m	804m	805m	805m	635m	403m	402m	403m	402m				
2	7	TORRID SAINT	63.71	0:27.55	03.14	06.18	12.44	0:59.34	0:57.61	0:55.27	0:44.13 [2]	1:13.59 [3]	1:43.47 [3]	2:11.20 [3]	2:38.74 [2]	1:54.61	1:54.05	+6m	4.20m
		Jack Laughler	Lead	Q4			201m	806m	805m	805m	630m	404m	403m	403m	402m				
3	4	TANGO TARA NZ	62.32	0:27.37	03.18	06.31	12.63	0:59.34	0:57.59	0:55.07	0:44.41 [4]	1:13.88 [5]	1:43.76 [5]	2:11.46 [5]	2:38.83 [3]	1:54.41	1:54.11	+1m	5.40m
		Kate Gath	Lead	Q4			200m	803m	803m	806m	628m	403m	401m	403m	403m				
4	5	SUPREME DOMINATOR NZ	61.50	0:27.60	03.20	06.35	12.95	0:59.16	0:57.59	0:55.43	0:44.39 [3]	1:13.80 [4]	1:43.55 [4]	2:11.38 [4]	2:38.98 [4]	1:54.59	1:54.22	+24m	7.40m
		James Herbertson	Lead	Q4			201m	813m	812m	813m	635m	408m	405m	408m	406m				
5	2	BETTOR BE THE BOMB	60.51	0:27.60	03.28	06.50	13.20	0:59.15	0:57.55	0:55.40	0:44.69 [5]	1:14.10 [6]	1:43.85 [6]	2:11.64 [6]	2:39.24 [5]	1:54.54	1:54.41	+25m	10.70m
		Anthony Butt	Lead	Q4			199m	812m	812m	816m	631m	408m	405m	407m	409m				
6	11	SHORTYS MATE NZ	57.02	0:27.48	03.95	07.51	14.23	0:59.10	0:57.50	0:55.20	0:45.24 [9]	1:14.56 [9]	1:44.34 [9]	2:12.07 [10]	2:39.55 [6]	1:54.31	1:54.63	0m	14.90m
		Ellen Tormey	Lead	Q4			199m	804m	804m	805m	627m	404m	401m	405m	401m				
7	6	BULLETPROOF BOY	58.70	0:27.31	03.55	06.88	13.91	0:59.06	0:57.07	0:55.17	0:45.32 [10]	1:14.63 [10]	1:44.38 [10]	2:11.69 [7]	2:39.56 [7]	1:54.23	1:54.63	+33m	15m
		Scott Ewen	Lead	Q3			201m	814m	815m	819m	636m	408m	407m	409m	411m				

Note: Timing is based on positional data

[ ] Indicates rank at the end of each section

-:--:- No data available for this section

N/A Information not available



# Tabcorp Park Melton VIC - M-CLASS

## Race 7: TAB MINUTEMAN FREE FOR ALL - 2240m

03 September 2022 - 8:42PM



HARNESS RACING VICTORIA

RANK	TAB	Horse/ Driver	Top Speed (Km/h)	Fastest Section	First 50m	First 100m	First 200m	First Half	Middle Half	Last Half	Lead Time	1st Quarter	2nd Quarter	3rd Quarter	4th Quarter	Last Mile	Mile Rate	Distance Travelled	Gross Time/ Margin
					03.14	06.18	12.44	1:43.18	2:10.88	2:38.44	0:43.97	1:13.30 (0:29.33)	1:43.18 (0:29.89)	2:10.88 (0:27.70)	2:38.44 (0:27.56)				
8	8	LOCHINVAR ART	59.63	0:27.84	03.95	07.18	13.85	0:58.41	0:57.60	0:56.54	0:44.85 [7]	1:13.49 [2]	1:43.27 [2]	2:11.10 [2]	2:39.80 [8]	1:54.95	1:54.81	+24m	18.40m
		Nathan Jack	Lead	Q3			199m	818m	811m	810m	632m	412m	406m	406m	405m				
9	1	RACKEMUP TIGERPIE	60.62	0:27.72	03.33	06.53	13.03	0:59.33	0:57.52	0:55.87	0:44.72 [6]	1:14.25 [7]	1:44.05 [7]	2:11.77 [8]	2:39.92 [9]	1:55.20	1:54.89	+2m	19.90m
		Michael Stanley	Lead	Q3			198m	803m	806m	808m	626m	402m	402m	405m	404m				
10	9	BONCEL BENJAMIN	59.68	0:27.91	03.63	06.91	13.40	0:59.11	0:57.67	0:57.55	0:44.98 [8]	1:14.34 [8]	1:44.10 [8]	2:12.01 [9]	2:41.64 [10]	1:56.66	1:56.13	+14m	42.80m
		Chris Alford	Lead	Q3			199m	812m	812m	811m	627m	406m	406m	406m	406m				

Scratched: ROCK N ROLL DOO NZ (3)

Note: Timing is based on positional data

[ ] Indicates rank at the end of each section

-:--:-- No data available for this section

N/A Information not available

# Tabcorp Park Melton VIC - M-CLASS

## Race 8: MIMOSA HOMES 3YO PACE - 1720m

03 September 2022 - 9:22PM



HARNESS RACING VICTORIA

RANK	TAB	Horse/ Driver	Top Speed (Km/h)	Fastest Section	First 50m	First 100m	First 200m	First Half	Middle Half	Last Half	Lead Time	1st Quarter	2nd Quarter	3rd Quarter	4th Quarter	Last Mile	Mile Rate	Distance Travelled	Gross Time/ Margin
					03.02	06.09	12.54	1:04.36	1:32.28	2:01.15	0:06.72	0:33.98 (0:27.26)	1:04.36 (0:30.38)	1:32.28 (0:27.92)	2:01.15 (0:28.87)				
1	5	PETILLANTE	63.47	0:27.26	03.02	06.09	12.54	0:57.64	0:58.31	0:56.79	0:06.71 [1]	0:33.98 [1] (0:27.26)	1:04.36 [1] (0:30.39)	1:32.28 [1] (0:27.92)	2:01.15 [1] (0:28.87)	1:54.43	1:53.36	+1m	2:01.15
		Mark Pitt	Q1	Q1			200m	806m	805m	805m	110m	404m	403m	404m	403m	1610m			
2	8	BEACH MEMORIES	58.74	0:27.68	03.71	06.99	13.74	0:56.82	0:57.09	0:57.01	0:07.66 [8]	0:35.34 [6] (0:27.68)	1:04.48 [2] (0:29.14)	1:32.44 [2] (0:27.95)	2:01.50 [2] (0:29.06)	1:53.84	1:53.68	+17m	4.60m
		Chris Alford	Lead	Q1			202m	815m	813m	812m	111m	408m	408m	407m	406m	1625m			
3	4	VENETIAN	59.16	0:27.28	03.30	06.59	13.26	0:57.62	0:58.24	0:56.56	0:07.30 [5]	0:34.60 [4] (0:27.28)	1:04.93 [4] (0:30.34)	1:32.83 [5] (0:27.89)	2:01.51 [3] (0:28.68)	1:54.20	1:53.69	0m	4.60m
		Leigh Sutton	Lead	Q1			201m	804m	805m	806m	111m	403m	402m	404m	403m	1609m			
4	1	GIPSY PRINCESS	61.44	0:27.35	03.11	06.27	12.87	0:57.73	0:58.30	0:56.96	0:06.91 [2]	0:34.26 [3] (0:27.35)	1:04.64 [3] (0:30.38)	1:32.56 [3] (0:27.92)	2:01.61 [4] (0:29.04)	1:54.69	1:53.78	0m	6.20m
		Craig Demmler	Lead	Q1			200m	805m	806m	805m	109m	403m	403m	404m	402m	1609m			
5	7	OUR LITTLE JET	58.42	0:27.40	03.37	06.76	14.13	0:58.53	0:57.54	0:55.59	0:07.50 [7]	0:35.90 [8] (0:28.40)	1:06.03 [8] (0:30.13)	1:33.44 [7] (0:27.40)	2:01.63 [5] (0:28.20)	1:54.13	1:53.81	+22m	6.60m
		Kate Gath	Lead	Q3			203m	816m	813m	815m	110m	411m	406m	407m	409m	1631m			
6	6	OZZIE JOY	58.85	0:27.75	03.30	06.68	13.93	0:57.65	0:57.06	0:56.99	0:07.37 [6]	0:35.69 [7] (0:28.32)	1:05.02 [5] (0:29.32)	1:32.76 [4] (0:27.75)	2:02.01 [6] (0:29.24)	1:54.64	1:54.16	+11m	11.50m
		Jack Laugher	Lead	Q3			202m	809m	810m	812m	111m	407m	403m	408m	405m	1620m			
7	3	HEAVENLY SIGN	60.29	0:27.49	03.17	06.39	13.38	0:58.68	0:58.18	0:56.76	0:07.06 [4]	0:35.03 [5] (0:27.97)	1:05.74 [7] (0:30.70)	1:33.22 [6] (0:27.49)	2:02.49 [7] (0:29.27)	1:55.43	1:54.61	+16m	18.10m
		Jodi Quinlan	Lead	Q3			201m	813m	813m	813m	110m	407m	406m	407m	406m	1624m			

Note: Timing is based on positional data

[ ] Indicates rank at the end of each section

-:--:- No data available for this section

N/A Information not available

# Tabcorp Park Melton VIC - M-CLASS

## Race 8: MIMOSA HOMES 3YO PACE - 1720m

03 September 2022 - 9:22PM



HARNESS RACING VICTORIA

RANK	TAB	Horse/Driver	Top Speed (Km/h)	Fastest Section	First 50m	First 100m	First 200m	First Half	Middle Half	Last Half	Lead Time	1st Quarter	2nd Quarter	3rd Quarter	4th Quarter	Last Mile	Mile Rate	Distance Travelled	Gross Time/Margin
8	2	PERFECT AS I AM	61.11	0:27.06								0:33.98 (0:27.26)	1:04.36 (0:30.38)	1:32.28 (0:27.92)	2:01.15 (0:28.87)				
			Lead	Q1	03.17	06.33	13.01	0:58.43	1:01.61	1:06.56	0:07.00 [3]	0:34.06 [2]	1:05.43 [6]	1:35.67 [8]	2:12.00 [8]	2:05.00	2:03.51	+7m	145.10m
		Nathan Jack				201m	811m	807m	805m	110m	408m	404m	404m	402m	1616m				

Note: Timing is based on positional data

[ ] Indicates rank at the end of each section

-:--:-- No data available for this section

N/A Information not available

# Tabcorp Park Melton VIC - M-CLASS

## Race 9: VHRC CLAIMING PACE - 1720m

03 September 2022 - 9:55PM



HARNESS RACING VICTORIA

RANK	TAB	Horse/ Driver	Top Speed (Km/h)	Fastest Section	First 50m	First 100m	First 200m	First Half	Middle Half	Last Half	Lead Time	1st Quarter	2nd Quarter	3rd Quarter	4th Quarter	Last Mile	Mile Rate	Distance Travelled	Gross Time/ Margin
					03.11	06.37	13.48	1:10.69	1:39.41	2:06.23	0:07.04	0:38.11 (0:31.06)	1:10.69 (0:32.57)	1:39.41 (0:28.72)	2:06.23 (0:26.82)				
1	1	<b>OZZIE BATTLER</b>	<b>60.54</b>	<b>0:26.82</b>	03.11	06.37	13.48	1:03.64	1:01.31	0:55.54	0:07.04 [1]	0:38.11 [1]	1:10.69 [1]	1:39.41 [1]	2:06.23 [1]	1:59.18	1:58.11	+3m	2:06.23
		Jack Laugher	Lead	Q4				199m	807m	807m	807m	108m	404m	403m	404m				
2	2	<b>SICARIO</b>	<b>58.19</b>	<b>0:26.65</b>	03.34	06.74	13.82	1:03.59	1:01.26	0:55.34	0:07.42 [2]	0:38.44 [2]	1:11.01 [2]	1:39.70 [2]	2:06.35 [2]	1:58.93	1:58.22	+3m	1.60m
		Anthony Butt	Lead	Q4				200m	807m	808m	806m	110m	404m	404m	405m				
3	3	<b>SAHARA SIROCCO</b>	<b>57.97</b>	<b>0:26.40</b>	03.33	06.83	14.19	1:03.80	1:01.19	0:55.04	0:07.54 [3]	0:38.79 [3]	1:11.34 [3]	1:39.98 [4]	2:06.39 [3]	1:58.85	1:58.26	+2m	2.10m
		Chris Alford	Lead	Q4				201m	806m	806m	807m	110m	405m	402m	405m				
4	5	<b>BERNIE WINKLE NZ</b>	<b>57.39</b>	<b>0:26.41</b>	03.37	06.91	14.62	1:04.36	1:00.81	0:54.65	0:07.64 [6]	0:39.44 [5]	1:12.00 [5]	1:40.25 [6]	2:06.65 [4]	1:59.01	1:58.50	+7m	5.80m
		Ellen Tormey	Lead	Q4				202m	812m	807m	806m	110m	408m	404m	404m				
5	6	<b>SIRLETIC</b>	<b>57.59</b>	<b>0:26.74</b>	03.37	06.88	14.76	1:04.64	1:00.39	0:54.61	0:07.63 [5]	0:39.75 [6]	1:12.27 [6]	1:40.14 [5]	2:06.88 [5]	1:59.25	1:58.72	+20m	8.70m
		Mark Pitt	Lead	Q4				203m	814m	811m	817m	110m	411m	404m	408m				
6	4	<b>JILLIBY CHEVY</b>	<b>57.73</b>	<b>0:27.06</b>	03.37	06.89	14.35	1:04.03	1:00.86	0:55.35	0:07.63 [4]	0:39.10 [4]	1:11.67 [4]	1:39.97 [3]	2:07.02 [6]	1:59.39	1:58.85	+9m	10.70m
		Glen Craven	Lead	Q4				201m	808m	808m	812m	110m	407m	403m	406m				

Note: Timing is based on positional data

[ ] Indicates rank at the end of each section

-:--:-- No data available for this section

N/A Information not available



# Tabcorp Park Melton VIC - M-CLASS

## Race 10: GARRARDS PACE - 1720m

03 September 2022 - 10:28PM



HARNESS RACING VICTORIA

RANK	TAB	Horse/ Driver	Top Speed (Km/h)	Fastest Section	First 50m	First 100m	First 200m	First Half	Middle Half	Last Half	Lead Time	1st Quarter	2nd Quarter	3rd Quarter	4th Quarter	Last Mile	Mile Rate	Distance Travelled	Gross Time/ Margin
					03.15	06.39	13.44	1:07.56	1:35.10	2:03.32	0:07.07	0:37.54 (0:30.47)	1:07.56 (0:30.01)	1:35.10 (0:27.54)	2:03.32 (0:28.23)				
1	2	LOMBO HEAVEN	60.03	0:27.54	03.15	06.39	13.44	1:00.48	0:57.55	0:55.77	0:07.07 [1]	0:37.54 [1]	1:07.56 [1]	1:35.10 [1]	2:03.32 [1]	1:56.25	1:55.39	+1m	2:03.32
		James Herbertson	Lead	Q3			200m	806m	805m	806m		110m	404m	403m	403m				
2	1	BALENCIAGO	58.44	0:27.55	03.33	06.64	13.75	1:00.53	0:57.50	0:55.75	0:07.32 [3]	0:37.89 [3]	1:07.85 [3]	1:35.39 [3]	2:03.59 [2]	1:56.27	1:55.64	0m	3.81m
		Kate Gath	Lead	Q3			200m	805m	806m	805m		111m	402m	404m	403m				
3	4	MUSZTANG	59.39	0:27.57	03.26	06.60	13.71	1:00.27	0:57.31	0:56.10	0:07.28 [2]	0:37.82 [2]	1:07.56 [2]	1:35.14 [2]	2:03.66 [4]	1:56.37	1:55.70	+16m	4.47m
		John Caldwell	Lead	Q3			200m	814m	813m	812m		109m	409m	406m	407m				
4	6	MONSIEUR DELACOUR	55.43	0:27.56	03.59	07.15	14.71	1:00.56	0:57.26	0:55.19	0:07.88 [8]	0:38.76 [8]	1:08.45 [8]	1:36.01 [8]	2:03.65 [3]	1:55.76	1:55.69	+22m	4.65m
		Connor Clarke	Lead	Q3			202m	816m	815m	816m		110m	410m	407m	409m				
5	5	ROCKING BUGATTI	56.97	0:27.56	03.47	06.97	14.40	1:00.50	0:57.28	0:55.50	0:07.69 [6]	0:38.45 [6]	1:08.19 [6]	1:35.75 [6]	2:03.69 [6]	1:56.00	1:55.73	+20m	4.96m
		Tayla French	Lead	Q3			201m	815m	814m	816m		110m	409m	406m	408m				
6	8	GILTY BY THE BEACH	58.15	0:27.56	03.60	06.96	14.09	1:00.48	0:57.50	0:55.54	0:07.64 [5]	0:38.18 [5]	1:08.13 [5]	1:35.68 [5]	2:03.66 [5]	1:56.02	1:55.71	0m	5.00m
		Michael Bellman	Lead	Q3			199m	805m	806m	805m		110m	402m	404m	403m				
7	7	POCKET THEDEAL NZ	56.92	0:27.56	03.47	06.99	14.66	1:00.69	0:57.46	0:55.28	0:07.72 [7]	0:38.53 [7]	1:08.42 [7]	1:35.98 [7]	2:03.70 [7]	1:55.97	1:55.74	+9m	5.31m
		Jack Laugher	Lead	Q3			204m	813m	805m	806m		111m	411m	403m	403m				

Note: Timing is based on positional data

[ ] Indicates rank at the end of each section


-:--:- No data available for this section

N/A Information not available

# Tabcorp Park Melton VIC - M-CLASS

Race 10: GARRARDS PACE - 1720m

03 September 2022 - 10:28PM



HARNESS RACING VICTORIA

RANK	TAB	Horse/Driver	Top Speed (Km/h)	Fastest Section	First 50m	First 100m	First 200m	First Half	Middle Half	Last Half	Lead Time	1st Quarter	2nd Quarter	3rd Quarter	4th Quarter	Last Mile	Mile Rate	Distance Travelled	Gross Time/Margin
8	3	AMERICAN ALLI	57.43	0:27.62	03.15	06.39	13.44	1:07.56	1:35.10	2:03.32	0:07.07	0:37.54 (0:30.47)	1:07.56 (0:30.01)	1:35.10 (0:27.54)	2:03.32 (0:28.23)	1:57.19	1:56.79	+14m	20.26m
		Nathan Jack	Lead	Q3	03.49	06.93	14.04	1:00.23	0:57.35	0:56.95	0:07.63 [4]	0:38.14 [4] (0:30.50)	1:07.86 [4] (0:29.73)	1:35.49 [4] (0:27.62)	2:04.82 [8] (0:29.34)				

Note: Timing is based on positional data

[ ] Indicates rank at the end of each section

-:--:-- No data available for this section

N/A Information not available