

# Ballarat VIC - M-CLASS

## Race 1: DECOGLAZE MIRROR SPLASHBACKS PACE - 1710m

26 November 2022 - 6:09PM



HARNESS RACING VICTORIA



RANK	TAB	Horse/ Driver	Top Speed (Km/h)	Fastest Section	First 50m	First 100m	First 200m	First Half	Middle Half	Last Half	Lead Time	1st Quarter	2nd Quarter	3rd Quarter	4th Quarter	Last Mile	Mile Rate	Distance Travelled	Gross Time/ Margin
					03.38	06.49	12.89	1:04.27	1:34.02	2:02.26	0:06.40	0:34.80 (0:28.40)	0:58.10 (0:29.70)	0:59.50 (0:29.80)	0:57.80 (0:28.00)				
1	4	JACKS HAWK	58.94	0:28.24	03.51	06.81	13.34	0:57.68	0:59.03	0:57.98	0:06.59 [3]	0:35.00 [3]	1:04.27 [1]	1:34.02 [1]	2:02.26 [1]	1:55.66	1:55.10	+13m	2:02.26
		Mark Pitt	Q1	Q4			198m	819m	806m	806m	95m	417m	404m	403m	404m				
2	2	CAPTAIN WILSON	60.24	0:28.32	03.47	06.69	13.11	0:58.44	0:59.45	0:57.98	0:06.46 [2]	0:35.12 [4]	1:04.91 [4]	1:34.56 [5]	2:02.88 [2]	1:56.41	1:55.65	0m	8.40m
		Kate Gath	Q1	Q4			199m	806m	804m	807m	97m	405m	402m	403m	405m				
3	5	HURRICANE HUSSLER	61.99	0:28.49	03.38	06.49	12.89	0:58.28	0:59.53	0:58.68	0:06.40 [1]	0:34.76 [1]	1:04.55 [2]	1:34.28 [2]	2:03.23 [3]	1:56.96	1:55.98	0m	13m
		Jodi Quinlan	Q1	Q1			197m	807m	805m	806m	95m	405m	403m	402m	405m				
4	1	GOTTAHAVEAHOBBIE	58.29	0:28.65	03.66	07.01	13.63	0:58.42	0:59.30	0:58.20	0:06.79 [6]	0:35.48 [6]	1:05.22 [6]	1:34.78 [6]	2:03.42 [4]	1:56.62	1:56.16	+1m	15.60m
		James Herbertson	Q1	Q4			199m	806m	805m	808m	96m	404m	403m	403m	406m				
5	8	WOW YOU CAN DANCE	57.86	0:28.38	03.97	07.35	14.01	0:58.42	0:59.23	0:57.89	0:07.11 [8]	0:35.83 [7]	1:05.54 [8]	1:35.05 [7]	2:03.43 [5]	1:56.32	1:56.17	+12m	15.70m
		Tayla French	Q1	Q4			199m	807m	809m	818m	97m	406m	402m	407m	412m				
6	9	ROCKET BOY	60.14	0:28.45	03.77	07.00	13.53	0:58.26	0:59.35	0:59.69	0:06.76 [5]	0:35.22 [5]	1:05.03 [5]	1:34.56 [4]	2:04.73 [6]	1:57.96	1:57.39	+19m	32.80m
		Daryl Douglas	Q1	Q1			200m	816m	813m	816m	97m	410m	407m	407m	410m				
7	3	KEAYANG SILVAGNI	57.97	0:28.10	03.57	06.96	13.52	0:57.94	0:59.51	1:00.20	0:06.73 [4]	0:34.84 [2]	1:04.67 [3]	1:34.34 [3]	2:04.88 [7]	1:58.15	1:57.53	+18m	35m
		Jason Lee	Q1	Q1			199m	817m	812m	813m	98m	412m	406m	407m	407m				

Note: Timing is based on positional data

[ ] Indicates rank at the end of each section


-:--:- No data available for this section

N/A Information not available

# Ballarat VIC - M-CLASS

## Race 1: DECOGLAZE MIRROR SPLASHBACKS PACE - 1710m

26 November 2022 - 6:09PM



HARNESS RACING VICTORIA



RANK	TAB	Horse/Driver	Top Speed (Km/h)	Fastest Section	First 50m	First 100m	First 200m	First Half	Middle Half	Last Half	Lead Time	1st Quarter	2nd Quarter	3rd Quarter	4th Quarter	Last Mile	Mile Rate	Distance Travelled	Gross Time/Margin
8	6	MONSIEUR DELACOUR Connor Clarke	55.93	0:28.86	03.38	06.49	12.89	1:04.27	1:34.02	2:02.26	0:06.40	0:34.80 (0:28.40)	0:58.10 (0:29.70)	0:59.50 (0:29.80)	0:57.80 (0:28.00)	1:58.14	1:57.82	+11m	39.30m
			Lead	Q1	03.75	07.30	14.30	0:58.32	0:59.18	0:59.82	0:07.05 [7]	0:35.92 [8] (0:28.86)	1:05.38 [7] (0:29.46)	1:35.09 [8] (0:29.72)	2:05.19 [8] (0:30.10)				
							199m	812m	811m	812m	98m	407m	406m	406m	407m	1626m			

Scratched: LADY LANI (7)

Note: Timing is based on positional data

[ ] Indicates rank at the end of each section

-:--:-- No data available for this section

N/A Information not available

# Ballarat VIC - M-CLASS

## Race 2: SENTrack INTER DOMINION TROTTING CHAMPIONSHIP (1ST ROUND QUALIFYING HEAT 1) (GROUP 3) - 2200m

26 November 2022 - 6:39PM



HARNESS RACING VICTORIA



RANK	TAB	Horse/ Driver	Top Speed (Km/h)	Fastest Section	First 50m	First 100m	First 200m	First Half	Middle Half	Last Half	Lead Time	1st Quarter	2nd Quarter	3rd Quarter	4th Quarter	Last Mile	Mile Rate	Distance Travelled	Gross Time/ Margin
												1:16.60 (0:32.20)	1:04.30 (0:32.10)	1:00.30 (0:28.20)	0:56.70 (0:28.50)				
1	6	JUST BELIEVE	58.66	0:28.18	03.69	07.03	13.79	1:04.05	1:00.05	0:56.97	0:44.40 [1]	1:16.56 [1]	1:48.42 [1]	2:16.61 [1]	2:45.39 [1]	2:01.03	2:01.00	+12m	2:45.39
		Greg Sugars	Lead	Q3								198m	809m	808m	808m				
2	9	QUEEN ELIDA NZ	57.60	0:28.02	04.17	07.56	14.68	1:03.90	0:59.75	0:56.38	0:45.28 [5]	1:17.45 [5]	1:49.19 [5]	2:17.21 [3]	2:45.56 [2]	2:00.28	2:01.12	+25m	2:47m
		Chris Alford	Lead	Q3								199m	815m	815m	816m				
3	11	CHINESE WHISPER NZ	57.28	0:28.23	04.62	08.04	15.12	1:03.93	1:00.03	0:56.62	0:45.41 [6]	1:17.55 [6]	1:49.34 [6]	2:17.57 [6]	2:45.97 [3]	2:00.56	2:01.41	0m	7.87m
		Kate Gath	Lead	Q3								200m	806m	805m	806m				
4	4	LOTAMUSCLE NZ	57.24	0:28.24	03.78	07.23	14.32	1:04.04	1:00.11	0:57.33	0:44.99 [4]	1:17.17 [4]	1:49.04 [4]	2:17.28 [5]	2:46.37 [4]	2:01.37	2:01.70	+3m	13.18m
		Matthew Craven	Lead	Q3								200m	807m	806m	807m				
5	8	PARISIAN ARTISTE	53.73	0:28.24	04.86	09.16	16.73	1:03.84	1:00.03	0:57.01	0:46.10 [10]	1:18.16 [10]	1:49.95 [10]	2:18.19 [10]	2:46.96 [5]	2:00.85	2:02.13	+1m	21.08m
		Tayla French	Q3	Q3								200m	805m	806m	806m				
6	12	POWDERKEG	55.50	0:28.10	04.27	07.90	15.31	1:03.90	0:59.85	0:57.52	0:45.62 [7]	1:17.78 [7]	1:49.53 [7]	2:17.63 [7]	2:47.05 [6]	2:01.42	2:02.20	+25m	22.25m
		Lisa Miles	Lead	Q3								201m	816m	814m	815m				
7	7	ZAREM	54.73	0:28.23	03.93	07.69	15.71	1:03.92	1:00.02	0:57.44	0:45.74 [8]	1:17.88 [8]	1:49.67 [8]	2:17.90 [8]	2:47.11 [7]	2:01.36	2:02.24	+3m	22.92m
		Ellen Tormey	Lead	Q3								200m	805m	805m	810m				

Note: Timing is based on positional data

[ ] Indicates rank at the end of each section

-:--:- No data available for this section

N/A Information not available

# Ballarat VIC - M-CLASS

## Race 2: SENTrack INTER DOMINION TROTTING CHAMPIONSHIP (1ST ROUND QUALIFYING HEAT 1) (GROUP 3) - 2200m

26 November 2022 - 6:39PM



HARNESS RACING VICTORIA



RANK	TAB	Horse/ Driver	Top Speed (Km/h)	Fastest Section	First 50m	First 100m	First 200m	First Half	Middle Half	Last Half	Lead Time	1st Quarter	2nd Quarter	3rd Quarter	4th Quarter	Last Mile	Mile Rate	Distance Travelled	Gross Time/ Margin
												1:16.60 (0:32.20)	1:04.30 (0:32.10)	1:00.30 (0:28.20)	0:56.70 (0:28.50)				
8	5	CUCHULAINN NZ	55.46	0:28.31	03.94	07.53	14.96	1:03.90	1:00.07	0:57.59	0:45.95 [9]	1:18.08 [9]	1:49.85 [9]	2:18.16 [9]	2:47.44 [8]	2:01.49	2:02.49	+21m	27.63m
		Chris Svanosio	Lead	Q3				200m	815m	811m	812m	591m	410m	406m	405m				
9	10	ADELLE NZ	55.36	0:28.43	04.26	08.07	18.19	1:03.05	1:00.21	0:57.57	0:47.12 [12]	1:18.40 [11]	1:50.17 [11]	2:18.61 [11]	2:47.75 [9]	2:00.63	2:02.72	+18m	31.68m
		Kerryn Manning	Lead	Q3				199m	816m	812m	810m	590m	410m	407m	406m				
10	1	PHOEBE ONYX NZ	59.16	0:28.28	03.66	06.92	13.77	1:04.04	1:00.13	0:59.20	0:44.67 [2]	1:16.86 [2]	1:48.72 [2]	2:17.00 [2]	2:47.92 [10]	2:03.24	2:02.83	+7m	33.58m
		Robert Morris	Lead	Q3				199m	809m	808m	806m	587m	405m	405m	404m				
11	3	WATTS UP MAJESTIC	58.93	0:28.44	03.69	06.99	14.06	1:03.88	1:00.14	1:00.68	0:44.94 [3]	1:17.13 [3]	1:48.82 [3]	2:17.26 [4]	2:49.50 [11]	2:04.56	2:03.99	+21m	54.60m
		Josh Dickie	Lead	Q3				199m	817m	812m	812m	590m	410m	408m	405m				
12	2	SLEEPEE	57.98	0:28.69	03.67	07.14	15.80	1:03.23	1:00.54	1:00.25	0:47.07 [11]	1:18.44 [12]	1:50.30 [12]	2:18.99 [12]	2:50.55 [12]	2:03.48	2:04.76	+2m	69.24m
		Josh Duggan	Lead	Q3				198m	808m	807m	807m	584m	404m	404m	403m				


Note: Timing is based on positional data

[ ] Indicates rank at the end of each section

-:--:- No data available for this section

N/A Information not available

# Ballarat VIC - M-CLASS



## Race 3: SENTrack INTER DOMINION TROTTING CHAMPIONSHIP (1ST ROUND QUALIFYING HEAT 2) (GROUP 3) - 2200m



26 November 2022 - 7:14PM

HARNESS RACING VICTORIA

RANK	TAB	Horse/ Driver	Top Speed (Km/h)	Fastest Section	First 50m	First 100m	First 200m	First Half	Middle Half	Last Half	Lead Time	1st Quarter	2nd Quarter	3rd Quarter	4th Quarter	Last Mile	Mile Rate	Distance Travelled	Gross Time/ Margin
					03.80	07.01	13.94	1:48.17	2:17.72	2:45.62	0:44.40	1:16.40 (0:32.00)	1:03.70 (0:31.70)	1:01.50 (0:29.80)	0:57.50 (0:27.70)				
1	2	<b>BOLT FOR BRILLIANCE NZ</b>	<b>57.39</b>	<b>0:27.90</b>	<b>03.92</b>	<b>07.28</b>	<b>13.96</b>	1:03.76	1:01.28	0:57.45	0:44.40 [1]	<b>1:16.45 [1]</b>	<b>1:48.17 [1]</b>	<b>2:17.72 [1]</b>	<b>2:45.62 [1]</b>	2:01.21	2:01.20	<b>+3m</b>	<b>2:45.62</b>
		Tony Herlihy	Lead	Q4			201m	807m	807m	807m	590m	404m	405m	403m	405m				
2	4	<b>SUNDONS COURAGE</b>	<b>60.52</b>	<b>0:28.13</b>	<b>03.80</b>	<b>07.01</b>	<b>13.94</b>	1:03.77	1:01.26	0:57.66	0:44.70 [2]	<b>1:16.74 [2]</b>	<b>1:48.48 [2]</b>	<b>2:18.00 [2]</b>	<b>2:46.13 [2]</b>	2:01.42	2:01.53	<b>+3m</b>	<b>7.10m</b>
		Ryan Duffy	Lead	Q4			200m	808m	807m	808m	587m	404m	405m	404m	405m				
3	1	<b>MAJESTUOSO NZ</b>	<b>57.78</b>	<b>0:28.48</b>	<b>03.91</b>	<b>07.27</b>	<b>14.22</b>	1:03.56	1:01.23	0:57.99	0:45.21 [3]	<b>1:17.04 [3]</b>	<b>1:48.78 [3]</b>	<b>2:18.28 [4]</b>	<b>2:46.76 [3]</b>	2:01.55	2:01.99	<b>+5m</b>	<b>15.50m</b>
		Kate Gath	Lead	Q4			201m	808m	807m	810m	588m	404m	405m	404m	408m				
4	6	<b>ALWAYS READY</b>	<b>57.36</b>	<b>0:28.88</b>	<b>04.28</b>	<b>07.75</b>	<b>14.68</b>	1:03.59	1:00.64	0:57.97	0:45.35 [4]	<b>1:17.42 [5]</b>	<b>1:48.95 [4]</b>	<b>2:18.04 [3]</b>	<b>2:46.92 [4]</b>	2:01.56	2:02.11	<b>+27m</b>	<b>17.60m</b>
		Nathan Jack	Lead	Q4			200m	817m	814m	814m	596m	410m	407m	407m	408m				
5	8	<b>ANYWHERE HUGO</b>	<b>56.46</b>	<b>0:28.60</b>	<b>04.36</b>	<b>07.82</b>	<b>14.67</b>	1:03.51	1:01.27	0:58.14	0:45.57 [5]	<b>1:17.36 [4]</b>	<b>1:49.09 [5]</b>	<b>2:18.63 [7]</b>	<b>2:47.24 [5]</b>	2:01.65	2:02.34	<b>0m</b>	<b>21.60m</b>
		Chris Svanosio	Lead	Q4			199m	807m	805m	807m	586m	404m	403m	403m	405m				
6	5	<b>HATCHBACK</b>	<b>53.91</b>	<b>0:28.46</b>	<b>04.34</b>	<b>08.25</b>	<b>15.41</b>	1:03.37	1:01.23	0:57.98	0:46.04 [7]	<b>1:17.68 [6]</b>	<b>1:49.41 [7]</b>	<b>2:18.92 [9]</b>	<b>2:47.38 [6]</b>	2:01.34	2:02.44	<b>+2m</b>	<b>23.70m</b>
		John Justice	Lead	Q4			201m	808m	806m	808m	586m	405m	404m	403m	406m				
7	11	<b>LEANNE LEEANN</b>	<b>55.48</b>	<b>0:28.90</b>	<b>04.44</b>	<b>07.95</b>	<b>15.05</b>	1:03.10	1:00.62	0:57.93	0:46.98 [11]	<b>1:18.38 [10]</b>	<b>1:50.09 [11]</b>	<b>2:19.00 [10]</b>	<b>2:48.02 [7]</b>	2:01.03	2:02.91	<b>+19m</b>	<b>32.40m</b>
		Bob Kuchenmeister	Lead	Q3			200m	807m	809m	815m	598m	404m	403m	406m	410m				

Note: Timing is based on positional data

[ ] Indicates rank at the end of each section

-:--:- No data available for this section

N/A Information not available

# Ballarat VIC - M-CLASS

## Race 3: SENTrack INTER DOMINION TROTTING CHAMPIONSHIP (1ST ROUND QUALIFYING HEAT 2) (GROUP 3) - 2200m

26 November 2022 - 7:14PM



HARNESS RACING VICTORIA



RANK	TAB	Horse/ Driver	Top Speed (Km/h)	Fastest Section	First 50m	First 100m	First 200m	First Half	Middle Half	Last Half	Lead Time	1st Quarter	2nd Quarter	3rd Quarter	4th Quarter	Last Mile	Mile Rate	Distance Travelled	Gross Time/ Margin
												1:16.40 (0:32.00)	1:03.70 (0:31.70)	1:01.50 (0:29.80)	0:57.50 (0:27.70)				
8	7	KYVALLEY CHIEF NZ	52.21	0:29.11	04.31	08.11	15.67	1:03.32	1:01.24	0:58.64	0:46.43 [9]	1:18.04 [8]	1:49.75 [9]	2:19.28 [11]	2:48.40 [8]	2:01.96	2:03.18	0m	37.20m
		Chris Alford	Q3	Q4				200m	805m	808m	809m	586m	403m	403m	405m				
9	9	ILLAWONG STARDUST	56.62	0:28.76	04.54	07.94	15.01	1:03.46	1:00.24	0:58.72	0:46.25 [8]	1:18.24 [9]	1:49.71 [8]	2:18.48 [5]	2:48.44 [9]	2:02.18	2:03.22	+27m	37.80m
		Brian Gath	Lead	Q3				200m	817m	816m	819m	591m	410m	408m	409m				
10	10	PINK GALAHS	54.99	0:28.74	04.37	07.88	15.31	1:03.40	1:00.18	0:59.00	0:46.62 [10]	1:18.57 [11]	1:50.03 [10]	2:18.76 [8]	2:49.03 [10]	2:02.40	2:03.65	+29m	45.60m
		Matthew Craven	Lead	Q3				201m	816m	816m	821m	592m	410m	407m	409m				
11	3	ROYAL CHARLOTTE	55.30	0:29.23	04.07	07.60	14.61	1:03.62	1:00.71	1:00.24	0:45.74 [6]	1:17.88 [7]	1:49.37 [6]	2:18.60 [6]	2:49.61 [11]	2:03.87	2:04.07	+22m	53.40m
		Zac Phillips	Lead	Q3				201m	818m	813m	813m	592m	411m	408m	406m				


Note: Timing is based on positional data

[ ] Indicates rank at the end of each section

-:--:- No data available for this section

N/A Information not available

# Ballarat VIC - M-CLASS



## Race 4: SENTrack INTER DOMINION TROTTING CHAMPIONSHIP (1ST ROUND QUALIFYING HEAT 3) (GROUP 3) - 2200m



26 November 2022 - 7:40PM

HARNESS RACING VICTORIA

RANK	TAB	Horse/ Driver	Top Speed (Km/h)	Fastest Section	First 50m	First 100m	First 200m	First Half	Middle Half	Last Half	Lead Time	1st Quarter	2nd Quarter	3rd Quarter	4th Quarter	Last Mile	Mile Rate	Distance Travelled	Gross Time/ Margin
												1:14.40 (0:32.50)	1:03.50 (0:31.00)	1:00.60 (0:29.60)	0:59.00 (0:29.40)				
1	4	<b>OFORTUNA</b>	<b>59.54</b>	<b>0:29.34</b>	<b>03.77</b>	<b>07.04</b>	<b>13.71</b>	1:03.55	1:00.43	0:58.76	0:42.08 [2]	<b>1:14.63 [2]</b>	<b>1:45.64 [2]</b>	<b>2:15.06 [2]</b>	<b>2:44.40 [1]</b>	2:02.31	2:00.30	<b>+1m</b>	<b>2:44.40</b>
		Jodi Quinlan	Lead	Q4			200m	805m	804m	806m	585m	403m	402m	403m	404m				
2	10	<b>MUFASA METRO NZ</b>	<b>54.29</b>	<b>0:29.04</b>	<b>04.45</b>	<b>08.10</b>	<b>15.32</b>	1:01.43	1:00.13	0:58.43	0:44.56 [9]	<b>1:15.26 [6]</b>	<b>1:46.00 [5]</b>	<b>2:15.39 [5]</b>	<b>2:44.43 [2]</b>	1:59.86	2:00.28	<b>+25m</b>	<b>0.19m</b>
		John Justice	Lead	Q4			200m	814m	812m	816m	590m	409m	406m	406m	410m				
3	5	<b>MAJESTIC HARRY NZ</b>	<b>58.51</b>	<b>0:29.25</b>	<b>03.79</b>	<b>07.12</b>	<b>13.69</b>	1:03.48	1:00.45	0:58.66	0:42.48 [3]	<b>1:14.92 [3]</b>	<b>1:45.97 [4]</b>	<b>2:15.38 [4]</b>	<b>2:44.62 [3]</b>	2:02.14	2:00.43	<b>+5m</b>	<b>2.84m</b>
		Brittany Graham	Lead	Q4			200m	806m	804m	807m	588m	404m	402m	403m	405m				
4	11	<b>ROBBIE ROYALE NZ</b>	<b>53.63</b>	<b>0:28.95</b>	<b>04.42</b>	<b>08.11</b>	<b>15.42</b>	1:01.36	1:00.10	<b>0:58.34</b>	0:44.93 [10]	<b>1:15.59 [7]</b>	<b>1:46.30 [6]</b>	<b>2:15.69 [6]</b>	<b>2:44.63 [4]</b>	1:59.69	2:00.43	<b>+28m</b>	<b>3.07m</b>
		Daryl Douglas	Lead	Q4			199m	814m	812m	<b>816m</b>	594m	408m	406m	407m	<b>410m</b>				
5	7	<b>NEPHEW OF SONOKO</b>	<b>59.01</b>	<b>0:29.35</b>	<b>03.86</b>	<b>07.15</b>	<b>13.65</b>	1:03.48	1:00.34	0:59.52	0:41.90 [1]	<b>1:14.32 [1]</b>	<b>1:45.31 [1]</b>	<b>2:14.66 [1]</b>	<b>2:44.83 [5]</b>	2:03.00	2:00.57	<b>+9m</b>	<b>5.71m</b>
		James Herbertson	Lead	Q3			201m	804m	804m	807m	<b>593m</b>	403m	401m	404m	404m				
6	2	<b>BRANDLO PRINCE</b>	<b>57.53</b>	<b>0:29.40</b>	<b>03.90</b>	<b>07.27</b>	<b>14.09</b>	1:03.36	1:00.51	0:58.82	0:42.94 [4]	<b>1:15.21 [5]</b>	<b>1:46.31 [7]</b>	<b>2:15.72 [7]</b>	<b>2:45.13 [6]</b>	2:02.18	2:00.79	<b>+2m</b>	<b>9.62m</b>
		Chris Svanosio	Lead	Q4			199m	805m	805m	808m	584m	404m	402m	404m	404m				
7	8	<b>VACATION HILL NZ</b>	<b>54.55</b>	<b>0:29.18</b>	<b>04.50</b>	<b>08.07</b>	<b>15.31</b>	1:02.32	<b>1:00.07</b>	0:58.51	0:44.31 [8]	<b>1:15.93 [9]</b>	<b>1:46.64 [8]</b>	<b>2:15.99 [8]</b>	<b>2:45.16 [7]</b>	2:00.84	2:00.82	<b>+19m</b>	<b>10.12m</b>
		Kate Gath	Lead	Q4			199m	812m	<b>812m</b>	816m	585m	406m	407m	<b>406m</b>	411m				

Note: Timing is based on positional data

[ ] Indicates rank at the end of each section


-:--:- No data available for this section

N/A Information not available

# Ballarat VIC - M-CLASS

## Race 4: SENTrack INTER DOMINION TROTTING CHAMPIONSHIP (1ST ROUND QUALIFYING HEAT 3) (GROUP 3) - 2200m

26 November 2022 - 7:40PM



HARNESS RACING VICTORIA



RANK	TAB	Horse/ Driver	Top Speed (Km/h)	Fastest Section	First 50m	First 100m	First 200m	First Half	Middle Half	Last Half	Lead Time	1st Quarter	2nd Quarter	3rd Quarter	4th Quarter	Last Mile	Mile Rate	Distance Travelled	Gross Time/ Margin
					03.77	07.04	13.71	1:45.31	2:14.66	2:44.40	0:41.90	1:14.40 (0:32.50)	1:03.50 (0:31.00)	1:00.60 (0:29.60)	0:59.00 (0:29.40)				
8	6	SWISS MISS NZ	55.35	0:29.34	04.01	07.56	14.76	1:03.30	1:00.50	0:59.01	0:43.44 [5]	1:15.59 [8]	1:46.75 [9]	2:16.09 [9]	2:45.76 [8]	2:02.31	2:01.26	+11m	18.23m
		Brad Chisholm	Lead	Q3			200m	805m	805m	809m	592m	402m	403m	403m	407m				
9	9	BEEFOUR BACARDI	55.73	0:29.39	04.34	07.87	14.97	1:01.61	1:00.17	1:01.73	0:44.08 [7]	1:14.93 [4]	1:45.70 [3]	2:15.09 [3]	2:47.43 [9]	2:03.35	2:02.48	+23m	40.33m
		Mark Pitt	Lead	Q3			200m	815m	811m	813m	590m	410m	406m	406m	407m				
10	1	TEETREETOMMY	54.31	0:29.44	04.12	07.71	14.85	1:03.45	1:00.82	1:00.14	0:43.91 [6]	1:15.99 [10]	1:47.37 [11]	2:16.81 [11]	2:47.51 [10]	2:03.59	2:02.54	0m	41.44m
		Anne-Maree Conroy	Lead	Q3			201m	805m	804m	805m	585m	403m	403m	402m	404m				
11	3	ONE OVER ALL NZ	57.72	0:29.82	03.98	07.35	14.98	1:01.08	1:00.44	1:01.03	0:45.89 [11]	1:16.34 [11]	1:46.97 [10]	2:16.79 [10]	2:48.00 [11]	2:02.11	2:02.89	+16m	48.08m
		Greg Sugars	Lead	Q3			200m	812m	810m	812m	587m	407m	406m	405m	407m				

Note: Timing is based on positional data

[ ] Indicates rank at the end of each section

-:--:- No data available for this section

N/A Information not available



# Ballarat VIC - M-CLASS

## Race 5: SENTrack INTER DOMINION PACING CHAMPIONSHIP (1ST ROUND QUALIFYING HEAT 1) (GROUP 3) - 2200m

26 November 2022 - 8:11PM



HARNESS RACING VICTORIA



RANK	TAB	Horse/ Driver	Top Speed (Km/h)	Fastest Section	First 50m	First 100m	First 200m	First Half	Middle Half	Last Half	Lead Time	1st Quarter	2nd Quarter	3rd Quarter	4th Quarter	Last Mile	Mile Rate	Distance Travelled	Gross Time/ Margin
					03.51	06.61	13.11	1:39.63	2:07.62	2:35.94	0:41.70	1:10.30 (0:28.60)	0:57.90 (0:29.30)	0:57.50 (0:28.20)	0:56.30 (0:28.10)				
1	7	<b>ACT NOW</b>	<b>61.19</b>	<b>0:27.92</b>	<b>03.50</b>	<b>06.71</b>	<b>13.41</b>	0:58.11	<b>0:57.22</b>	0:55.85	0:41.97 [3]	<b>1:10.80 [4]</b>	<b>1:40.08 [4]</b>	<b>2:08.02 [3]</b>	<b>2:35.94 [1]</b>	1:53.96	1:54.10	<b>+31m</b>	<b>2:35.94</b>
		Jodi Quinlan	Lead	Q4			197m	814m	<b>813m</b>	813m	594m	408m	407m	<b>407m</b>	407m				
2	10	<b>EXPENSIVE EGO</b>	<b>58.23</b>	<b>0:27.97</b>	<b>04.13</b>	<b>07.49</b>	<b>14.34</b>	0:57.91	0:57.23	0:56.30	0:41.85 [2]	<b>1:10.50 [2]</b>	<b>1:39.77 [2]</b>	<b>2:07.73 [2]</b>	<b>2:36.06 [2]</b>	1:54.20	1:54.16	<b>+29m</b>	<b>1.53m</b>
		Luke McCarthy	Lead	Q3			200m	814m	813m	812m	596m	408m	407m	406m	407m				
3	2	<b>MACH DAN</b>	<b>61.19</b>	<b>0:27.99</b>	<b>03.51</b>	<b>06.69</b>	<b>13.15</b>	0:57.88	0:57.24	0:56.51	<b>0:41.70 [1]</b>	<b>1:10.39 [1]</b>	<b>1:39.63 [1]</b>	<b>2:07.62 [1]</b>	<b>2:36.14 [3]</b>	1:54.40	1:54.22	<b>+3m</b>	<b>2.78m</b>
		Mark Pitt	Lead	Q3			198m	805m	806m	806m	<b>584m</b>	402m	<b>403m</b>	403m	404m				
4	5	<b>THE BLACK PRINCE NZ</b>	<b>61.32</b>	<b>0:27.63</b>	<b>03.55</b>	<b>06.71</b>	<b>13.44</b>	0:58.13	0:57.31	0:55.59	0:42.54 [7]	<b>1:11.34 [8]</b>	<b>1:40.67 [8]</b>	<b>2:08.65 [8]</b>	<b>2:36.27 [4]</b>	1:53.73	1:54.32	<b>+27m</b>	<b>4.63m</b>
		Cameron Hart	Lead	Q4			200m	814m	811m	815m	591m	409m	406m	406m	409m				
5	6	<b>PETES SAID SO NZ</b>	<b>57.84</b>	<b>0:27.59</b>	<b>03.79</b>	<b>07.16</b>	<b>13.90</b>	0:57.95	0:57.28	0:55.54	0:42.97 [9]	<b>1:11.60 [9]</b>	<b>1:40.92 [9]</b>	<b>2:08.89 [9]</b>	<b>2:36.47 [5]</b>	1:53.49	1:54.46	<b>+12m</b>	<b>7.21m</b>
		Robert Morris	Lead	Q4			200m	806m	805m	807m	591m	403m	404m	402m	406m				
6	8	<b>WOLF STRIDE</b>	<b>58.39</b>	<b>0:27.97</b>	<b>04.00</b>	<b>07.34</b>	<b>14.13</b>	0:57.95	0:57.32	0:56.01	0:42.67 [8]	<b>1:11.28 [7]</b>	<b>1:40.63 [7]</b>	<b>2:08.60 [7]</b>	<b>2:36.64 [6]</b>	1:53.97	1:54.59	<b>0m</b>	<b>9.64m</b>
		Jack Trainor	Lead	Q3			201m	804m	804m	805m	584m	403m	403m	402m	404m				
7	11	<b>HULI NIEN</b>	<b>56.13</b>	<b>0:27.37</b>	<b>04.26</b>	<b>07.71</b>	<b>14.69</b>	0:57.84	0:57.37	0:55.37	0:43.47 [12]	<b>1:11.95 [12]</b>	<b>1:41.32 [12]</b>	<b>2:09.32 [12]</b>	<b>2:36.68 [7]</b>	1:53.21	1:54.62	<b>+29m</b>	<b>10.00m</b>
		John Justice	Lead	Q4			200m	<b>815m</b>	812m	<b>815m</b>	591m	410m	406m	407m	409m				

Note: Timing is based on positional data

[ ] Indicates rank at the end of each section

-:--:- No data available for this section

N/A Information not available

# Ballarat VIC - M-CLASS

## Race 5: SENTrack INTER DOMINION PACING CHAMPIONSHIP (1ST ROUND QUALIFYING HEAT 1) (GROUP 3) - 2200m

26 November 2022 - 8:11PM



HARNESS RACING VICTORIA



RANK	TAB	Horse/Driver	Top Speed (Km/h)	Fastest Section	First 50m	First 100m	First 200m	First Half	Middle Half	Last Half	Lead Time	1st Quarter	2nd Quarter	3rd Quarter	4th Quarter	Last Mile	Mile Rate	Distance Travelled	Gross Time/Margin
					03.51	06.61	13.11	1:39.63	2:07.62	2:35.94	0:41.70	1:10.30 (0:28.60)	0:57.90 (0:29.30)	0:57.50 (0:28.20)	0:56.30 (0:28.10)				
8	4	<b>BULLETPROOF BOY</b>	<b>62.79</b>	<b>0:28.00</b>	03.54	06.61	13.11	0:58.12	0:57.28	0:56.54	0:42.23 [5]	<b>1:11.09 [6]</b>	<b>1:40.36 [6]</b>	<b>2:08.36 [6]</b>	<b>2:36.90 [8]</b>	1:54.66	1:54.77	+25m	12.91m
		Scott Ewen	Lead	Q3				198m	814m	812m	812m	590m	408m	407m	406m				
9	1	<b>FOCUS STRIDE</b>	<b>60.26</b>	<b>0:28.03</b>	03.71	06.92	13.48	0:57.95	0:57.37	0:57.10	0:42.05 [4]	<b>1:10.67 [3]</b>	<b>1:40.00 [3]</b>	<b>2:08.04 [4]</b>	<b>2:37.10 [9]</b>	1:55.05	1:54.93	+2m	15.45m
		David Miles	Lead	Q3				199m	804m	805m	806m	584m	402m	403m	404m				
10	9	<b>LONGFELLOW</b>	<b>58.88</b>	<b>0:28.04</b>	03.92	07.24	14.06	0:57.87	0:57.40	0:56.16	0:43.13 [10]	<b>1:11.64 [10]</b>	<b>1:41.01 [10]</b>	<b>2:09.04 [10]</b>	<b>2:37.16 [10]</b>	1:54.03	1:54.97	+26m	16.47m
		Rebecca Bartley	Lead	Q3				200m	814m	812m	814m	590m	409m	406m	407m				
11	12	<b>JILLIBY SYLVESTER</b>	<b>55.16</b>	<b>0:27.96</b>	04.34	07.90	14.99	0:57.94	0:57.30	0:56.00	0:43.25 [11]	<b>1:11.86 [11]</b>	<b>1:41.19 [11]</b>	<b>2:09.16 [11]</b>	<b>2:37.20 [11]</b>	1:53.94	1:54.99	+6m	16.92m
		Glen Craven	Lead	Q3				200m	806m	806m	807m	587m	404m	403m	404m				
12	3	<b>CRIME WRITER</b>	<b>59.28</b>	<b>0:28.01</b>	03.66	06.91	13.73	0:57.94	0:57.33	0:57.00	0:42.38 [6]	<b>1:11.01 [5]</b>	<b>1:40.33 [5]</b>	<b>2:08.33 [5]</b>	<b>2:37.33 [12]</b>	1:54.94	1:55.09	+3m	18.36m
		Matthew Craven	Lead	Q3				199m	806m	806m	805m	583m	403m	404m	403m				

Scratched: MONA MIA (13), JILLIBY NITRO (14), MAKE WAY NZ (15)

Note: Timing is based on positional data

[ ] Indicates rank at the end of each section


-:--:- No data available for this section

N/A Information not available

# Ballarat VIC - M-CLASS

## Race 6: SENTrack INTER DOMINION PACING CHAMPIONSHIP (1ST ROUND QUALIFYING HEAT 2) (GROUP 3) - 2200m

26 November 2022 - 8:53PM



HARNESS RACING VICTORIA



RANK	TAB	Horse/ Driver	Top Speed (Km/h)	Fastest Section	First 50m	First 100m	First 200m	First Half	Middle Half	Last Half	Lead Time	1st Quarter	2nd Quarter	3rd Quarter	4th Quarter	Last Mile	Mile Rate	Distance Travelled	Gross Time/ Margin
					03.63	06.65	12.84	1:44.82	2:13.44	2:40.04	0:41.80	1:14.00 (0:32.20)	1:03.00 (0:30.80)	0:59.70 (0:28.90)	0:55.20 (0:26.30)				
1	10	HONOLUA BAY	57.72	0:26.49	04.28	07.69	14.69	1:01.35	0:58.59	0:54.90	0:43.79 [10]	1:14.96 [6]	1:45.15 [2]	2:13.56 [2]	2:40.04 [1]	1:56.25	1:57.10	+26m	2:40.04
		David Moran	Q3	Q4			199m	820m	814m	815m	589m	413m	407m	408m	408m				
2	5	ZEUSS BROMAC NZ	62.53	0:26.69	03.63	06.75	13.01	1:03.00	0:59.37	0:55.28	0:41.80 [1]	1:14.07 [1]	1:44.82 [1]	2:13.44 [1]	2:40.12 [2]	1:58.28	1:57.13	+6m	0.99m
		Gavin Fitzpatrick	Lead	Q4			198m	807m	806m	809m	587m	405m	403m	404m	406m				
3	8	MAJESTIC CRUISER	59.58	0:26.71	04.09	07.34	13.81	1:02.28	0:59.30	0:55.10	0:43.16 [6]	1:14.56 [3]	1:45.45 [4]	2:13.86 [5]	2:40.56 [3]	1:57.40	1:57.45	+23m	6.84m
		Cameron Hart	Lead	Q4			199m	818m	815m	816m	587m	412m	407m	409m	409m				
4	7	ALTA ORLANDO NZ	63.76	0:27.03	03.59	06.65	12.84	1:03.00	0:59.37	0:55.64	0:42.17 [2]	1:14.41 [2]	1:45.17 [3]	2:13.77 [3]	2:40.81 [5]	1:58.63	1:57.64	+6m	10.09m
		Luke McCarthy	Lead	Q4			198m	808m	808m	809m	587m	405m	404m	404m	405m				
5	9	BEYOND DELIGHT	58.29	0:26.31	04.07	07.40	14.35	1:02.56	0:59.44	0:54.75	0:43.47 [8]	1:15.05 [8]	1:46.04 [8]	2:14.49 [10]	2:40.79 [4]	1:57.31	1:57.62	+23m	10.11m
		Mark Pitt	Lead	Q4			199m	816m	815m	815m	591m	409m	408m	408m	408m				
6	12	SPIRIT OF ST LOUIS NZ	57.95	0:27.04	04.35	07.83	14.96	1:02.26	0:58.16	0:54.47	0:44.11 [11]	1:15.65 [11]	1:46.37 [11]	2:13.80 [4]	2:40.84 [6]	1:56.73	1:57.66	+34m	10.53m
		Jack Callaghan	Q3	Q4			200m	821m	818m	821m	590m	413m	409m	410m	412m				
7	2	BETTOR CALL ME NZ	58.21	0:26.59	03.75	07.15	14.01	1:02.92	0:59.31	0:55.10	0:42.92 [5]	1:15.04 [7]	1:45.84 [7]	2:14.35 [9]	2:40.94 [7]	1:58.02	1:57.73	+3m	11.89m
		Matthew Craven	Lead	Q4			199m	807m	807m	809m	585m	405m	404m	404m	406m				

Note: Timing is based on positional data

[ ] Indicates rank at the end of each section

-:--:- No data available for this section

N/A Information not available

# Ballarat VIC - M-CLASS

## Race 6: SENTrack INTER DOMINION PACING CHAMPIONSHIP (1ST ROUND QUALIFYING HEAT 2) (GROUP 3) - 2200m

26 November 2022 - 8:53PM



HARNESS RACING VICTORIA



RANK	TAB	Horse/ Driver	Top Speed (Km/h)	Fastest Section	First 50m	First 100m	First 200m	First Half	Middle Half	Last Half	Lead Time	1st Quarter	2nd Quarter	3rd Quarter	4th Quarter	Last Mile	Mile Rate	Distance Travelled	Gross Time/ Margin
												1:14.00 (0:32.20)	1:03.00 (0:30.80)	0:59.70 (0:28.90)	0:55.20 (0:26.30)				
8	14	JILLIBY NITRO	60.70	0:27.06	03.75	06.95	13.28	1:02.94	0:59.34	0:55.62	0:42.56 [3]	1:14.73 [4]	1:45.52 [5]	2:14.07 [6]	2:41.13 [8]	1:58.56	1:57.87	+2m	14.51m
		Jason Lee	Lead	Q4				200m	807m	808m	808m	585m	404m	404m	405m				
9	6	TRIPLE EIGHT NZ	57.55	0:26.79	03.99	07.41	14.39	1:01.88	0:59.25	0:55.07	0:44.42 [12]	1:15.34 [10]	1:46.30 [10]	2:14.59 [11]	2:41.38 [9]	1:56.95	1:58.05	+32m	17.81m
		Greg Sugars	Q3	Q4				199m	814m	817m	821m	595m	407m	408m	409m				
10	4	BETTOR BE THE BOMB	61.31	0:27.28	03.70	06.85	13.33	1:02.86	0:59.49	0:55.76	0:42.89 [4]	1:14.75 [5]	1:45.76 [6]	2:14.23 [7]	2:41.53 [10]	1:58.63	1:58.16	+22m	19.63m
		Anthony Butt	Lead	Q4				199m	815m	814m	815m	588m	409m	408m	407m				
11	11	SICARIO	57.29	0:27.54	04.44	08.01	15.05	1:03.04	0:58.56	0:55.69	0:43.65 [9]	1:15.69 [12]	1:46.70 [12]	2:14.24 [8]	2:42.39 [11]	1:58.73	1:58.79	+17m	31.23m
		Chris Alford	Q3	Q3				199m	811m	815m	820m	584m	405m	407m	409m				
12	13	MONA MIA	58.45	0:27.77	04.72	08.20	14.70	1:02.93	0:59.32	0:56.26	0:43.22 [7]	1:15.33 [9]	1:46.15 [9]	2:14.65 [12]	2:42.42 [12]	1:59.20	1:58.81	0m	31.50m
		Ryan Sanderson	Lead	Q4				200m	807m	806m	808m	584m	404m	403m	403m				

Scratched: TANGO TARA NZ (1), ALPINE STRIDE (3), MAKE WAY NZ (15)

Note: Timing is based on positional data

[ ] Indicates rank at the end of each section

-:--:- No data available for this section

N/A Information not available

# Ballarat VIC - M-CLASS

## Race 7: SENTrack INTER DOMINION PACING CHAMPIONSHIP (1ST ROUND QUALIFYING HEAT 3) (GROUP 3) - 2200m

26 November 2022 - 9:28PM



HARNESS RACING VICTORIA



RANK	TAB	Horse/ Driver	Top Speed (Km/h)	Fastest Section	First 50m	First 100m	First 200m	First Half	Middle Half	Last Half	Lead Time	1st Quarter	2nd Quarter	3rd Quarter	4th Quarter	Last Mile	Mile Rate	Distance Travelled	Gross Time/ Margin
					03.59	06.72	13.13	1:44.15	2:12.28	2:39.56	0:42.90	1:14.60 (0:31.70)	1:01.30 (0:29.60)	0:57.90 (0:28.30)	0:55.40 (0:27.10)				
1	1	BETTER ECLIPSE	60.16	0:27.26	03.66	06.89	13.49	1:01.26	0:57.71	0:55.40	0:42.90 [1]	1:14.60 [1]	1:44.15 [1]	2:12.30 [2]	2:39.56 [1]	1:56.67	1:56.70	+3m	2:39.56
		Greg Sugars	Lead	Q4				199m	805m	805m	805m	588m	402m	403m	402m				
2	9	NARUTAC PRINCE	58.23	0:27.09	04.20	07.52	14.47	1:00.45	0:57.85	0:55.00	0:44.23 [10]	1:14.74 [2]	1:44.68 [4]	2:12.59 [4]	2:39.68 [2]	1:55.45	1:56.81	+29m	1.90m
		David Moran	Lead	Q4				200m	819m	812m	813m	592m	413m	407m	406m				
3	5	A GS WHITE SOCKS NZ	62.24	0:27.25	03.59	06.72	13.13	1:01.27	0:57.68	0:55.38	0:43.16 [2]	1:14.86 [3]	1:44.43 [3]	2:12.55 [3]	2:39.80 [3]	1:56.64	1:56.90	+2m	3.20m
		Luke McCarthy	Lead	Q4				198m	805m	806m	807m	585m	403m	402m	404m				
4	11	I CAST NO SHADOW NZ	56.40	0:27.52	04.11	07.71	14.99	0:59.52	0:57.28	0:55.51	0:44.79 [12]	1:15.01 [5]	1:44.31 [2]	2:12.28 [1]	2:39.82 [4]	1:55.03	1:56.91	+28m	3.40m
		Cameron Hart	Q3	Q4				199m	820m	812m	812m	592m	413m	407m	406m				
5	8	TORRID SAINT	59.64	0:27.12	03.96	07.21	13.81	1:01.23	0:57.66	0:55.20	0:43.51 [5]	1:15.18 [6]	1:44.74 [5]	2:12.83 [6]	2:39.94 [5]	1:56.43	1:57.00	+3m	5.50m
		Jack Laugher	Lead	Q4				199m	807m	807m	806m	586m	404m	404m	404m				
6	10	BUNDORAN NZ	58.21	0:26.81	04.12	07.56	14.70	1:01.60	0:57.16	0:53.90	0:44.50 [11]	1:16.07 [12]	1:46.11 [12]	2:13.22 [10]	2:40.02 [6]	1:55.51	1:57.06	+30m	6.30m
		Amanda Turnbull	Q3	Q4				200m	815m	814m	818m	593m	409m	407m	408m				
7	4	LIKE A WILDFIRE NZ	59.46	0:27.34	03.63	06.93	13.68	1:01.90	0:57.49	0:54.77	0:43.38 [4]	1:15.20 [7]	1:45.28 [8]	2:12.69 [5]	2:40.04 [7]	1:56.66	1:57.07	+31m	6.50m
		Mark Pitt	Lead	Q4				198m	815m	814m	817m	594m	408m	408m	407m				

Note: Timing is based on positional data

[ ] Indicates rank at the end of each section

-:--:- No data available for this section

N/A Information not available

# Ballarat VIC - M-CLASS

## Race 7: SENTrack INTER DOMINION PACING CHAMPIONSHIP (1ST ROUND QUALIFYING HEAT 3) (GROUP 3) - 2200m

26 November 2022 - 9:28PM



HARNESS RACING VICTORIA



RANK	TAB	Horse/ Driver	Top Speed (Km/h)	Fastest Section	First 50m	First 100m	First 200m	First Half	Middle Half	Last Half	Lead Time	1st Quarter	2nd Quarter	3rd Quarter	4th Quarter	Last Mile	Mile Rate	Distance Travelled	Gross Time/ Margin
					03.59	06.72	13.13	1:44.15	2:12.28	2:39.56	0:42.90	1:14.60 (0:31.70)	1:01.30 (0:29.60)	0:57.90 (0:28.30)	0:55.40 (0:27.10)				
8	2	PERFECT STRIDE NZ	58.77	0:27.12	03.66	07.01	13.92	1:01.90	0:57.18	0:54.34	0:43.90 [8]	1:15.75 [10]	1:45.80 [11]	2:12.93 [7]	2:40.14 [8]	1:56.24	1:57.15	+28m	8.10m
		Jack Trainor	Lead	Q3			198m	814m	815m	818m	591m	409m	406m	409m	410m				
9	12	TO FAST TO SERIOUS	57.17	0:26.83	04.37	08.02	14.74	1:01.21	0:57.59	0:54.87	0:44.14 [9]	1:15.79 [11]	1:45.35 [9]	2:13.39 [11]	2:40.22 [9]	1:56.08	1:57.20	0m	9.10m
		Dylan Egerton-Green	Lead	Q4			199m	805m	805m	806m	585m	402m	404m	403m	404m				
10	3	PITCH PERFECT NZ	56.72	0:27.18	03.76	07.19	14.09	1:01.20	0:57.62	0:55.25	0:43.81 [7]	1:15.48 [9]	1:45.02 [7]	2:13.10 [9]	2:40.27 [10]	1:56.46	1:57.24	+3m	9.90m
		Jack Callaghan	Lead	Q4			198m	806m	806m	807m	584m	404m	403m	404m	404m				
11	7	MAX DELIGHT	59.13	0:27.41	03.59	06.97	13.72	1:01.78	0:58.08	0:55.40	0:43.18 [3]	1:14.87 [4]	1:44.96 [6]	2:12.95 [8]	2:40.37 [11]	1:57.18	1:57.31	+29m	10.90m
		Chris Alford	Lead	Q4			197m	815m	813m	812m	597m	408m	407m	406m	407m				
12	6	BONCEL BENJAMIN	61.23	0:27.96	03.59	06.79	13.41	1:01.87	0:58.02	0:57.40	0:43.65 [6]	1:15.47 [8]	1:45.53 [10]	2:13.48 [12]	2:42.92 [12]	1:59.26	1:59.18	+23m	45m
		Ryan Duffy	Lead	Q3	198m	814m	812m	812m	591m	408m	407m	407m	406m	1628m					

Scratched: MONA MIA (13), JILLIBY NITRO (14), MAKE WAY NZ (15)

Note: Timing is based on positional data

[ ] Indicates rank at the end of each section

-:--:- No data available for this section

N/A Information not available

# Ballarat VIC - M-CLASS

## Race 8: DECOGLAZE GLASS SPLASHBACKS PACE - 1710m

26 November 2022 - 10:01PM



HARNESS RACING VICTORIA



RANK	TAB	Horse/ Driver	Top Speed (Km/h)	Fastest Section	First 50m	First 100m	First 200m	First Half	Middle Half	Last Half	Lead Time	1st Quarter	2nd Quarter	3rd Quarter	4th Quarter	Last Mile	Mile Rate	Distance Travelled	Gross Time/ Margin
					03.55	06.65	12.98	1:05.73	1:32.66	1:59.94	0:06.40	0:35.70 (0:29.30)	0:59.20 (0:29.90)	0:57.00 (0:27.10)	0:54.30 (0:27.20)				
1	4	MAJOR MEISTER NZ	62.63	0:26.93	03.56	06.65	12.98	0:59.30	0:56.85	0:54.21	0:06.40 [1]	0:35.80 [1] (0:29.38)	1:05.73 [1] (0:29.92)	1:32.66 [1] (0:26.93)	1:59.94 [1] (0:27.28)	1:53.51	1:52.90	+5m	1:59.94
		Cameron Hart	Q1	Q3				201m	811m	808m	808m	98m	407m	404m	405m				
2	7	LA CAPTAIN	61.47	0:27.02	03.55	06.67	13.54	1:00.16	0:56.84	0:54.25	0:06.44 [2]	0:36.79 [4] (0:30.34)	1:06.61 [5] (0:29.82)	1:33.63 [5] (0:27.02)	2:00.86 [2] (0:27.23)	1:54.41	1:53.74	+7m	12.62m
		Greg Sugars	Q1	Q3				200m	810m	807m	809m	99m	406m	404m	404m				
3	2	ALBY TWO CHAINS	59.08	0:26.98	03.63	06.90	13.45	0:59.66	0:56.84	0:54.72	0:06.66 [4]	0:36.46 [3] (0:29.80)	1:06.33 [3] (0:29.86)	1:33.30 [3] (0:26.98)	2:01.04 [3] (0:27.74)	1:54.38	1:53.92	+7m	14.94m
		Zac Phillips	Q1	Q3				201m	810m	808m	809m	99m	407m	404m	405m				
4	1	FEAR CRUISIN NZ	61.23	0:27.01	03.55	06.71	13.18	0:59.52	0:56.89	0:55.27	0:06.48 [3]	0:36.12 [2] (0:29.64)	1:06.00 [2] (0:29.88)	1:33.01 [2] (0:27.01)	2:01.27 [4] (0:28.26)	1:54.79	1:54.13	+5m	17.90m
		Robert Morris	Q1	Q3				201m	810m	808m	808m	99m	405m	405m	404m				
5	6	MAKE WAY NZ	55.49	0:27.04	03.95	07.54	15.01	0:59.59	0:56.50	0:54.87	0:07.30 [7]	0:37.43 [7] (0:30.13)	1:06.89 [7] (0:29.46)	1:33.93 [7] (0:27.04)	2:01.76 [5] (0:27.83)	1:54.46	1:54.60	+10m	24.64m
		Anthony Butt	Q3	Q3				200m	815m	808m	808m	98m	411m	405m	404m				
6	5	RICK REILLY NZ	55.63	0:26.99	04.00	07.50	14.83	0:59.77	0:56.48	0:54.97	0:07.25 [6]	0:37.55 [8] (0:30.28)	1:07.02 [8] (0:29.48)	1:34.02 [8] (0:26.99)	2:02.00 [6] (0:27.99)	1:54.75	1:54.82	+24m	28.03m
		Jack Laugher	Q3	Q3				199m	818m	814m	819m	98m	411m	408m	408m				
7	3	JEAN LUC NZ	56.52	0:27.03	03.77	07.25	14.20	0:59.71	0:56.83	0:55.89	0:06.99 [5]	0:36.90 [5] (0:29.91)	1:06.70 [6] (0:29.80)	1:33.74 [6] (0:27.03)	2:02.60 [7] (0:28.86)	1:55.60	1:55.38	+19m	35.54m
		Jackie Barker	Lead	Q3				200m	816m	816m	815m	98m	408m	409m	408m				

Note: Timing is based on positional data

[ ] Indicates rank at the end of each section


-:--:- No data available for this section

N/A Information not available

# Ballarat VIC - M-CLASS

## Race 8: DECOGLAZE GLASS SPLASHBACKS PACE - 1710m

26 November 2022 - 10:01PM



HARNESS RACING VICTORIA



RANK	TAB	Horse/Driver	Top Speed (Km/h)	Fastest Section	First 50m	First 100m	First 200m	First Half	Middle Half	Last Half	Lead Time	1st Quarter	2nd Quarter	3rd Quarter	4th Quarter	Last Mile	Mile Rate	Distance Travelled	Gross Time/Margin	
8	8	CANT TOP THIS Mark Pitt	56.71	0:27.09	03.55	06.65	12.98	1:05.73	1:32.66	1:59.94	0:06.40	0:35.70 [6] (0:29.30)	0:59.20 [4] (0:29.90)	0:57.00 [4] (0:27.10)	0:54.30 [8] (0:27.20)	1:55.31	1:55.42	+23m	36.40m	
			Q1	Q3								04.17	07.56	14.51	0:59.04					0:56.24
							200m	821m	818m	815m	98m	410m	411m	408m	409m	1638m				

Note: Timing is based on positional data

[ ] Indicates rank at the end of each section

-:--:-- No data available for this section

N/A Information not available



# Ballarat VIC - M-CLASS

## Race 9: DECOGLAZE COLOURED SPLASHBACKS PACE - 2200m

26 November 2022 - 10:32PM



HARNESS RACING VICTORIA



RANK	TAB	Horse/ Driver	Top Speed (Km/h)	Fastest Section	First 50m	First 100m	First 200m	First Half	Middle Half	Last Half	Lead Time	1st Quarter	2nd Quarter	3rd Quarter	4th Quarter	Last Mile	Mile Rate	Distance Travelled	Gross Time/ Margin
					03.70	06.88	13.36	1:42.46	2:10.60	2:39.37	0:41.80	1:11.60 (0:29.80)	1:00.70 (0:30.90)	0:59.30 (0:28.40)	0:56.90 (0:28.50)				
1	5	<b>RADIUS</b>	<b>61.00</b>	<b>0:28.14</b>	03.70	06.88	13.45	1:00.59	0:59.06	0:56.91	0:41.86 [2]	1:11.55 [1]	1:42.46 [1]	2:10.60 [1]	2:39.37 [1]	1:57.50	1:56.60	+12m	2:39.37
		Ryan Sanderson	Lead	Q3			199m	808m	808m	807m	595m	404m	405m	404m	404m				
2	2	<b>SEW WHAT</b>	<b>58.87</b>	<b>0:27.56</b>	03.74	07.05	13.80	1:00.66	0:58.56	0:56.10	0:42.61 [7]	1:12.28 [6]	1:43.27 [6]	2:10.84 [3]	2:39.37 [1]	1:56.76	1:56.57	+25m	0.09m
		Jackie Barker	Lead	Q3			199m	815m	816m	818m	590m	407m	408m	409m	411m				
3	6	<b>THE RACONTEUR NZ</b>	<b>58.87</b>	<b>0:28.09</b>	03.70	07.04	13.84	1:00.54	0:59.05	0:57.14	0:42.10 [4]	1:11.68 [2]	1:42.64 [2]	2:10.73 [2]	2:39.78 [3]	1:57.68	1:56.88	+27m	5.46m
		Mark Pitt	Lead	Q3			199m	816m	814m	813m	596m	408m	409m	406m	408m				
4	3	<b>MAJOR MANBAR</b>	<b>60.73</b>	<b>0:28.22</b>	03.74	06.93	13.36	1:00.74	0:59.22	0:57.08	0:42.20 [5]	1:11.96 [4]	1:42.95 [4]	2:11.17 [5]	2:40.03 [4]	1:57.82	1:57.07	+19m	9.07m
		Chris Alford	Lead	Q3			199m	814m	813m	813m	590m	407m	408m	406m	408m				
5	10	<b>IM SHADOW BOXER</b>	<b>57.48</b>	<b>0:28.34</b>	04.16	07.55	14.49	1:01.02	0:59.26	0:56.78	0:42.31 [6]	1:12.41 [7]	1:43.33 [7]	2:11.67 [9]	2:40.11 [5]	1:57.80	1:57.13	+3m	10.22m
		James Herbertson	Lead	Q3			200m	806m	807m	809m	587m	403m	404m	403m	407m				
6	4	<b>ROSARITO MISS</b>	<b>56.04</b>	<b>0:27.45</b>	04.07	07.54	14.70	1:00.48	0:58.36	0:56.41	0:43.28 [10]	1:12.87 [10]	1:43.77 [10]	2:11.22 [6]	2:40.18 [6]	1:56.89	1:57.17	+28m	10.96m
		Ryan Duffy	Lead	Q3			199m	817m	818m	819m	591m	409m	409m	410m	410m				
7	8	<b>MAJOR DELICO</b>	<b>59.32</b>	<b>0:28.34</b>	04.04	07.30	13.85	1:01.04	0:59.27	0:57.28	0:42.03 [3]	1:12.14 [5]	1:43.07 [5]	2:11.41 [7]	2:40.35 [7]	1:58.32	1:57.30	0m	13.08m
		Rodney Petroff	Lead	Q3			200m	806m	807m	807m	586m	403m	404m	404m	403m				

Note: Timing is based on positional data

[ ] Indicates rank at the end of each section

-:--:- No data available for this section

N/A Information not available

# Ballarat VIC - M-CLASS

## Race 9: DECOGLAZE COLOURED SPLASHBACKS PACE - 2200m

26 November 2022 - 10:32PM



HARNESS RACING VICTORIA



RANK	TAB	Horse/ Driver	Top Speed (Km/h)	Fastest Section	First 50m	First 100m	First 200m	First Half	Middle Half	Last Half	Lead Time	1st Quarter	2nd Quarter	3rd Quarter	4th Quarter	Last Mile	Mile Rate	Distance Travelled	Gross Time/ Margin
					03.70	06.88	13.36	1:42.46	2:10.60	2:39.37	0:41.80	1:11.60 (0:29.80)	1:00.70 (0:30.90)	0:59.30 (0:28.40)	0:56.90 (0:28.50)				
8	1	CELESTIAL GOSSIP	59.47	0:28.32	03.74	07.04	13.52	1:01.00	0:59.24	0:57.97	0:41.80 [1]	1:11.86 [3]	1:42.77 [3]	2:11.10 [4]	2:40.74 [8]	1:58.97	1:57.59	+2m	18.37m
		Ellen Rixon	Lead	Q3			200m	808m	808m	807m	585m	404m	405m	404m	404m				
9	9	DUKE OF DUNDEE NZ	58.33	0:28.02	04.13	07.48	14.19	1:00.59	0:59.03	0:57.63	0:42.98 [9]	1:12.56 [8]	1:43.56 [8]	2:11.59 [8]	2:41.20 [9]	1:58.21	1:57.92	+25m	24.50m
		Ellen Tormey	Lead	Q3			200m	816m	814m	817m	591m	409m	408m	407m	411m				
10	7	CHUBBY CHECKER NZ	55.30	0:28.21	03.94	07.59	15.00	1:00.76	0:59.13	0:57.57	0:42.89 [8]	1:12.72 [9]	1:43.65 [9]	2:11.85 [10]	2:41.22 [10]	1:58.33	1:57.94	+6m	24.88m
		Daryl Douglas	Q3	Q3			198m	806m	808m	812m	586m	403m	404m	405m	408m				

Scratched: MONA MIA (11)

Note: Timing is based on positional data

[ ] Indicates rank at the end of each section

-:--:-- No data available for this section

N/A Information not available

# Ballarat VIC - M-CLASS

## Race 10: DECOGLAZE PRINTED GLASS SPLASHBACKS PACE - 2200m

26 November 2022 - 10:58PM



HARNESS RACING VICTORIA



RANK	TAB	Horse/ Driver	Top Speed (Km/h)	Fastest Section	First 50m	First 100m	First 200m	First Half	Middle Half	Last Half	Lead Time	1st Quarter	2nd Quarter	3rd Quarter	4th Quarter	Last Mile	Mile Rate	Distance Travelled	Gross Time/ Margin
					03.52	06.67	13.68	1:46.43	2:14.71	2:42.30	0:43.80	1:15.60 (0:31.80)	1:02.60 (0:30.80)	0:59.30 (0:28.50)	0:55.90 (0:27.40)				
1	3	<b>KOWALSKI ANALYSIS</b>	<b>62.05</b>	<b>0:27.59</b>	<b>03.52</b>	<b>06.67</b>	<b>13.68</b>	1:02.66	0:59.09	0:55.86	<b>0:43.77 [2]</b>	<b>1:15.63 [1]</b>	<b>1:46.43 [1]</b>	<b>2:14.71 [1]</b>	<b>2:42.30 [1]</b>	1:58.52	1:58.70	<b>+2m</b>	<b>2:42.30</b>
		Glen Craven	Lead	Q4				198m	805m	805m		807m	583m	403m	403m				
2	8	<b>ONE BIG SHEW</b>	<b>59.18</b>	<b>0:27.15</b>	<b>04.04</b>	<b>07.28</b>	<b>14.28</b>	1:02.67	0:59.05	<b>0:55.33</b>	0:44.45 [6]	<b>1:16.25 [5]</b>	<b>1:47.12 [6]</b>	<b>2:15.31 [5]</b>	<b>2:42.46 [2]</b>	1:58.01	1:58.84	<b>+1m</b>	<b>2:12m</b>
		Josh Dickie	Lead	Q4			200m	805m	806m	<b>807m</b>		584m	402m	403m	403m				
3	1	<b>ULTIMATE VINNIE</b>	<b>59.70</b>	<b>0:27.77</b>	<b>03.72</b>	<b>06.95</b>	<b>13.94</b>	1:02.67	0:59.07	0:56.03	0:44.07 [4]	<b>1:15.93 [3]</b>	<b>1:46.74 [3]</b>	<b>2:15.00 [3]</b>	<b>2:42.78 [3]</b>	1:58.70	1:59.07	<b>0m</b>	<b>6.28m</b>
		Nathan Jack	Lead	Q4			200m	805m	805m	806m		584m	403m	403m	403m				
4	4	<b>WOTDIDUSAAAY</b>	<b>59.14</b>	<b>0:28.12</b>	<b>03.65</b>	<b>06.97</b>	<b>13.92</b>	1:02.69	0:59.12	0:56.49	0:44.07 [3]	<b>1:16.02 [4]</b>	<b>1:46.76 [4]</b>	<b>2:15.14 [4]</b>	<b>2:43.26 [4]</b>	1:59.19	1:59.43	<b>+22m</b>	<b>12.77m</b>
		Codi Rauchenberger	Lead	Q4			199m	813m	811m	814m		589m	408m	<b>406m</b>	406m				
5	5	<b>MIRAKURU</b>	<b>57.11</b>	<b>0:28.37</b>	<b>03.81</b>	<b>07.26</b>	<b>14.25</b>	1:02.70	0:59.13	0:57.02	0:43.80 [1]	<b>1:15.71 [2]</b>	<b>1:46.46 [2]</b>	<b>2:14.83 [2]</b>	<b>2:43.48 [5]</b>	1:59.72	1:59.59	<b>+24m</b>	<b>15.68m</b>
		Steve Cleave	Lead	Q3			199m	812m	811m	812m		593m	408m	405m	406m				
6	6	<b>MAGIC MIKE NZ</b>	<b>55.12</b>	<b>0:27.92</b>	<b>04.04</b>	<b>07.63</b>	<b>14.81</b>	1:02.68	<b>0:58.70</b>	0:55.88	0:44.98 [9]	<b>1:16.92 [9]</b>	<b>1:47.66 [9]</b>	<b>2:15.62 [8]</b>	<b>2:43.54 [6]</b>	1:58.56	1:59.63	<b>+29m</b>	<b>16.76m</b>
		Jack Laugher	Lead	Q4			200m	813m	<b>814m</b>	819m		592m	407m	<b>407m</b>	408m				
7	2	<b>BYALLA BOY</b>	<b>58.33</b>	<b>0:28.34</b>	<b>03.68</b>	<b>07.06</b>	<b>14.17</b>	1:02.71	0:59.17	0:56.74	0:44.38 [5]	<b>1:16.32 [6]</b>	<b>1:47.09 [5]</b>	<b>2:15.49 [7]</b>	<b>2:43.83 [7]</b>	1:59.45	1:59.85	<b>+20m</b>	<b>20.44m</b>
		Darby McGuigan	Lead	Q4			198m	813m	811m	811m		590m	407m	407m	406m				

Note: Timing is based on positional data

[ ] Indicates rank at the end of each section

-:--:- No data available for this section

N/A Information not available

# Ballarat VIC - M-CLASS

## Race 10: DECOGLAZE PRINTED GLASS SPLASHBACKS PACE - 2200m

26 November 2022 - 10:58PM



HARNESS RACING VICTORIA



RANK	TAB	Horse/ Driver	Top Speed (Km/h)	Fastest Section	First 50m	First 100m	First 200m	First Half	Middle Half	Last Half	Lead Time	1st Quarter	2nd Quarter	3rd Quarter	4th Quarter	Last Mile	Mile Rate	Distance Travelled	Gross Time/ Margin
					03.52	06.67	13.68	1:46.43	2:14.71	2:42.30	0:43.80	1:15.60 (0:31.80)	1:02.60 (0:30.80)	0:59.30 (0:28.50)	0:55.90 (0:27.40)				
8	11	<b>FOUR LONELY NIGHTS</b>	<b>58.12</b>	<b>0:28.21</b>	<b>04.28</b>	<b>07.65</b>	<b>14.63</b>	<b>1:02.64</b>	0:59.02	0:56.65	0:44.81 [8]	<b>1:16.62 [8]</b>	<b>1:47.45 [8]</b>	<b>2:15.65 [9]</b>	<b>2:44.09 [8]</b>	1:59.28	2:00.03	<b>+1m</b>	<b>23.78m</b>
		Jason Lee	Lead	Q3			200m	<b>804m</b>	805m	806m	585m	402m	403m	403m	404m				
9	10	<b>MAJOR WATSON NZ</b>	<b>58.39</b>	<b>0:27.94</b>	<b>04.00</b>	<b>07.28</b>	<b>14.46</b>	1:02.71	0:58.71	0:56.77	0:44.66 [7]	<b>1:16.61 [7]</b>	<b>1:47.38 [7]</b>	<b>2:15.31 [6]</b>	<b>2:44.14 [9]</b>	1:59.47	2:00.07	<b>+25m</b>	<b>24.45m</b>
		Daryl Douglas	Lead	Q3			200m	813m	814m	818m	590m	408m	406m	<b>409m</b>	410m				

Scratched: AMERICAN LEGACY NZ (7), CHEROKEE JOE (9)

Note: Timing is based on positional data

[ ] Indicates rank at the end of each section

-:--:- No data available for this section

N/A Information not available