



HARNESS RACING VICTORIA

Shepparton VIC - M-CLASS

Race 1: THE BIG SCREEN COMPANY PACE - 2190m

29 November 2022 - 4:53PM



RANK	TAB	Horse/ Driver	Top Speed (Km/h)	Fastest Section	First 50m 03.25	First 100m 06.52	First 200m 13.46	First Half 1:42.02	Middle Half 2:09.86	Last Half 2:40.10	Lead Time 0:41.30	1st Quarter	2nd Quarter	3rd Quarter	4th Quarter	Last Mile	Mile Rate	Distance Travelled	Gross Time/ Margin
												1:11.30 (0:30.00)	1:00.50 (0:30.50)	0:58.30 (0:27.80)	0:58.30 (0:30.50)				
1	3	MISS EX	58.09	0:27.88	03.37	06.72	13.80	0:59.83	0:58.16	0:57.99	0:42.28 [5]	1:11.82 [2]	1:42.12 [2]	2:09.99 [2]	2:40.10 [1]	1:57.81	1:57.60	+28m	2:40.10
		David Miles	Lead	Q3			200m	819m	815m	816m	584m	411m	409m	408m	409m				
2	8	BEE GEE CEE	56.66	0:28.05	03.87	07.30	14.36	1:00.35	0:58.28	0:57.43	0:42.33 [6]	1:12.47 [5]	1:42.69 [5]	2:10.74 [5]	2:40.12 [2]	1:57.79	1:57.67	+5m	0.50m
		James Herbertson	Lead	Q3			200m	809m	809m	809m	577m	405m	405m	405m	405m				
3	7	DALVEY ROBYN NZ	56.64	0:27.49	03.38	06.90	14.57	1:00.37	0:57.73	0:56.73	0:43.05 [9]	1:13.21 [9]	1:43.43 [9]	2:10.93 [7]	2:40.17 [3]	1:57.11	1:57.70	+34m	1m
		Abbey Turnbull	Q3	Q3			199m	819m	819m	821m	583m	411m	409m	411m	410m				
4	9	WYATTFLYNN	58.81	0:28.09	03.68	06.98	14.09	1:00.50	0:58.34	0:57.15	0:42.60 [7]	1:12.85 [7]	1:43.10 [8]	2:11.19 [9]	2:40.25 [4]	1:57.65	1:57.76	+31m	2m
		Anthony Butt	Lead	Q3			200m	819m	816m	819m	583m	411m	409m	408m	412m				
5	5	JETS ART	55.20	0:28.00	03.69	07.27	14.43	1:00.21	0:58.20	0:57.51	0:42.83 [8]	1:12.87 [8]	1:43.05 [7]	2:11.06 [8]	2:40.56 [6]	1:57.73	1:58.00	+10m	6.20m
		Nathan Jack	Lead	Q3			201m	808m	809m	810m	583m	405m	404m	406m	405m				
6	2	PATSY VALENTINE	59.50	0:27.83	03.25	06.52	13.44	1:00.50	0:58.24	0:58.54	0:41.30 [1]	1:11.63 [1]	1:42.02 [1]	2:09.86 [1]	2:40.56 [5]	1:59.05	1:57.99	+5m	6.20m
		Chris Alford	Lead	Q3			199m	808m	809m	809m	578m	404m	405m	405m	405m				
7	1	MISS HATTIE	56.51	0:28.03	03.46	06.90	13.93	1:00.47	0:58.35	0:58.53	0:41.89 [3]	1:12.04 [3]	1:42.36 [3]	2:10.39 [3]	2:40.89 [7]	1:58.99	1:58.23	+2m	10.70m
		Jack Laugher	Lead	Q3			198m	806m	808m	808m	577m	403m	404m	404m	405m				

Note: Timing is based on positional data

[] Indicates rank at the end of each section

-:--:- No data available for this section

N/A Information not available



HARNESS RACING VICTORIA

Shepparton VIC - M-CLASS

Race 1: THE BIG SCREEN COMPANY PACE - 2190m

29 November 2022 - 4:53PM



RANK	TAB	Horse/ Driver	Top Speed (Km/h)	Fastest Section	First 50m	First 100m	First 200m	First Half	Middle Half	Last Half	Lead Time	1st Quarter	2nd Quarter	3rd Quarter	4th Quarter	Last Mile	Mile Rate	Distance Travelled	Gross Time/ Margin
					03.25	06.52	13.46	1:42.02	2:09.86	2:40.10	0:41.30	1:11.30 (0:30.00)	1:00.50 (0:30.50)	0:58.30 (0:27.80)	0:58.30 (0:30.50)				
8	6	RECKLESS DREAM	58.40	0:28.10	03.42	06.78	13.67	1:00.78	0:58.31	1:00.24	0:41.67 [2]	1:12.25 [4]	1:42.46 [4]	2:10.56 [4]	2:42.70 [8]	2:01.02	1:59.56	+31m	34.80m
		David Moran	Lead	Q3			201m	818m	816m	816m	586m	411m	408m	409m	408m				
9	4	ABHISHEK NZ	59.89	0:28.12	03.32	06.54	13.46	1:00.83	0:58.39	1:00.10	0:41.95 [4]	1:12.52 [6]	1:42.78 [6]	2:10.91 [6]	2:42.89 [9]	2:00.93	1:59.70	+28m	37.20m
		Tiana McMahon	Lead	Q3			199m	819m	818m	816m	581m	410m	410m	409m	408m				

Note: Timing is based on positional data

[] Indicates rank at the end of each section

-:--:- No data available for this section

N/A Information not available



HARNESS RACING VICTORIA

Shepparton VIC - M-CLASS

Race 2: IRT AUSTRALIA PACE - 1690m

29 November 2022 - 5:35PM



SHEPPARTON
HARNESS RACING CLUB

RANK	TAB	Horse/ Driver	Top Speed (Km/h)	Fastest Section	First 50m	First 100m	First 200m	First Half	Middle Half	Last Half	Lead Time	1st Quarter	2nd Quarter	3rd Quarter	4th Quarter	Last Mile	Mile Rate	Distance Travelled	Gross Time/ Margin
					03.02	06.09	12.45	1:05.67	1:33.23	2:01.12	0:05.20	0:33.50 (0:28.30)	1:00.50 (0:32.20)	0:59.70 (0:27.50)	0:55.40 (0:27.90)				
1	6	THE WOLF NZ	63.42	0:27.56	03.02	06.09	12.45	1:00.70	0:59.63	0:55.47	0:05.20 [1]	0:33.60 [1] (0:28.63)	1:05.67 [1] (0:32.07)	1:33.23 [1] (0:27.56)	2:01.12 [1] (0:27.89)	1:56.16	1:55.30	+3m	2:01.12
		Mark Pitt	Q1	Q3			201m	806m	807m	809m	78m	405m	403m	406m	405m	1619m			
2	4	HOLI STARZZZ	62.09	0:27.56	03.16	06.30	12.74	1:00.82	0:59.61	0:55.50	0:05.13 [2]	0:33.90 [2] (0:28.77)	1:05.95 [2] (0:32.05)	1:33.52 [2] (0:27.56)	2:01.46 [2] (0:27.94)	1:56.33	1:55.66	+3m	4.50m
		James Herbertson	Q1	Q3			200m	806m	808m	809m	78m	404m	403m	406m	404m	1617m			
3	7	ORBIE	60.42	0:27.60	03.37	06.57	13.24	1:00.63	0:59.28	0:55.49	0:05.40 [5]	0:34.35 [4] (0:28.95)	1:06.03 [3] (0:31.68)	1:33.63 [3] (0:27.60)	2:01.52 [3] (0:27.88)	1:56.12	1:55.72	+21m	5.40m
		David Moran	Q1	Q3			203m	818m	815m	815m	80m	412m	407m	409m	407m	1635m			
4	2	JO ROCKS	58.42	0:27.92	03.40	06.75	13.50	1:01.12	0:59.97	0:56.34	0:05.52 [6]	0:34.59 [5] (0:29.07)	1:06.64 [6] (0:32.05)	1:34.56 [6] (0:27.92)	2:02.98 [4] (0:28.41)	1:57.45	1:57.11	+10m	24.90m
		David Miles	Q1	Q3			200m	808m	811m	815m	79m	404m	404m	407m	408m	1623m			
5	3	LOPEZ	60.35	0:27.92	03.26	06.51	13.43	1:01.05	0:59.60	0:56.74	0:05.28 [3]	0:34.68 [6] (0:29.39)	1:06.34 [5] (0:31.67)	1:34.27 [4] (0:27.92)	2:03.09 [5] (0:28.83)	1:57.80	1:57.22	+16m	26.40m
		Chris Alford	Q1	Q3			201m	815m	814m	813m	79m	409m	407m	408m	406m	1630m			
6	1	ROSLYN GAYE	60.55	0:28.23	03.28	06.49	13.11	1:01.01	1:00.28	0:58.65	0:05.30 [4]	0:34.26 [3] (0:28.96)	1:06.32 [4] (0:32.05)	1:34.54 [5] (0:28.23)	2:04.96 [6] (0:30.42)	1:59.66	1:59.00	+2m	51.40m
		Chris Svanosio	Q1	Q3			199m	806m	806m	807m	79m	404m	403m	404m	404m	1615m			

Scratched: LADY LANI (5)

Note: Timing is based on positional data

[] Indicates rank at the end of each section


-:--:- No data available for this section

N/A Information not available

Shepparton VIC - M-CLASS

Race 3: TAB PACE - 2190m

29 November 2022 - 6:06PM



HARNESS RACING VICTORIA



RANK	TAB	Horse/ Driver	Top Speed (Km/h)	Fastest Section	First 50m	First 100m	First 200m	First Half	Middle Half	Last Half	Lead Time	1st Quarter	2nd Quarter	3rd Quarter	4th Quarter	Last Mile	Mile Rate	Distance Travelled	Gross Time/ Margin
					03.17	06.27	12.89	1:41.84	2:10.28	2:39.02	0:40.60	1:10.50 (0:29.90)	1:01.30 (0:31.40)	0:59.80 (0:28.40)	0:57.10 (0:28.70)				
1	2	ITS EBONYNIVORY	60.09	0:28.42	03.31	06.53	13.17	1:01.17	0:59.63	0:56.89	0:40.95 [2]	1:10.92 [2]	1:42.12 [3]	2:10.55 [2]	2:39.02 [1]	1:58.06	1:56.90	+6m	2:39.02
		Rebecca Bartley	Lead	Q3			199m	807m	808m	810m	579m	404m	404m	405m	406m				
2	3	BIDE OUR TIME	58.10	0:28.50	03.48	06.86	13.95	1:00.47	0:59.54	0:57.04	0:41.97 [6]	1:11.45 [5]	1:42.45 [4]	2:10.98 [6]	2:39.48 [2]	1:57.20	1:57.20	+25m	6.40m
		David Moran	Lead	Q4			201m	816m	815m	817m	583m	409m	408m	408m	410m				
3	1	STAG PARTY NZ	57.46	0:28.32	03.44	06.86	13.76	1:01.06	0:59.51	0:56.75	0:41.76 [5]	1:11.64 [6]	1:42.83 [7]	2:11.15 [7]	2:39.57 [3]	1:57.81	1:57.27	+2m	7.40m
		Kerryn Manning	Lead	Q3			199m	807m	808m	808m	577m	404m	404m	405m	404m				
4	5	LOVE LOU LONGTIME NZ	62.76	0:28.45	03.17	06.27	12.89	1:01.17	0:59.66	0:57.97	0:40.60 [1]	1:10.63 [1]	1:41.84 [1]	2:10.28 [1]	2:39.81 [4]	1:59.15	1:57.44	+1m	10.40m
		Mark Pitt	Lead	Q3			198m	806m	807m	807m	577m	403m	404m	404m	404m				
5	7	URUS NZ	58.72	0:28.27	03.40	06.70	14.15	1:00.94	0:59.46	0:56.82	0:42.21 [7]	1:11.94 [8]	1:43.15 [8]	2:11.41 [8]	2:39.96 [5]	1:57.75	1:57.55	+10m	12.50m
		Jack Laugher	Lead	Q3			202m	808m	808m	809m	584m	405m	404m	404m	405m				
6	4	NIGHT SCHOOL	59.73	0:28.36	03.34	06.61	13.50	1:01.07	0:59.55	0:57.80	0:41.40 [4]	1:11.30 [4]	1:42.48 [5]	2:10.84 [4]	2:40.28 [6]	1:58.87	1:57.78	+1m	16.70m
		Stephen Boyington	Lead	Q3			199m	805m	807m	808m	578m	404m	402m	405m	404m				
7	6	HEAVENLY CHARM	58.46	0:28.60	03.41	06.74	13.78	1:00.75	0:59.69	0:58.44	0:41.35 [3]	1:11.02 [3]	1:42.10 [2]	2:10.70 [3]	2:40.54 [7]	1:59.18	1:57.97	+25m	20.20m
		Chris Svanosio	Lead	Q3			201m	815m	815m	815m	585m	409m	407m	409m	408m				

Note: Timing is based on positional data

[] Indicates rank at the end of each section

-:--:- No data available for this section

N/A Information not available



HARNESS RACING VICTORIA

Shepparton VIC - M-CLASS

Race 3: TAB PACE - 2190m

29 November 2022 - 6:06PM




RANK	TAB	Horse/Driver	Top Speed (Km/h)	Fastest Section	First 50m	First 100m	First 200m	First Half	Middle Half	Last Half	Lead Time	1st Quarter	2nd Quarter	3rd Quarter	4th Quarter	Last Mile	Mile Rate	Distance Travelled	Gross Time/Margin
8	8	MAURIES BONUS Nathan Jack	57.21	0:28.20	03.70	07.12	12.89	1:41.84	2:10.28	2:39.02	0:40.60	1:10.50 (0:29.90)	1:01.30 (0:31.40)	0:59.80 (0:28.40)	0:57.10 (0:28.70)	1:58.39	1:58.11	+28m	22.60m
			Lead	Q3			201m	816m	818m	819m	585m	409m	408m	410m	409m				

Note: Timing is based on positional data

[] Indicates rank at the end of each section

--:-- No data available for this section

N/A Information not available



HARNESS RACING VICTORIA

Shepparton VIC - M-CLASS

Race 4: SADDLEWORLD SHEPPARTON TROT - 2190m

29 November 2022 - 6:36PM




RANK	TAB	Horse/ Driver	Top Speed (Km/h)	Fastest Section	First 50m	First 100m	First 200m	First Half	Middle Half	Last Half	Lead Time	1st Quarter	2nd Quarter	3rd Quarter	4th Quarter	Last Mile	Mile Rate	Distance Travelled	Gross Time/ Margin
					03.27	06.57	13.49	1:42.12	2:11.47	2:40.82	0:42.30	1:12.80 (0:30.50)	0:59.90 (0:29.40)	1:00.20 (0:30.80)	0:58.60 (0:27.80)				
1	8	HOPEFUL BEAUTY FRA	54.39	0:28.69	03.97	07.65	15.27	0:59.30	0:58.68	0:57.60	0:43.93 [6]	1:13.44 [7]	1:43.23 [6]	2:12.13 [4]	2:40.82 [1]	1:56.89	1:58.20	+17m	2:40.82
		Nathan Jack	Lead	Q4			199m	813m	815m	814m		580m	406m	408m	408m				
2	6	LOCKSLEY LOVER	57.39	0:28.96	03.40	06.85	14.22	0:59.64	1:00.02	0:59.12	0:42.48 [2]	1:11.45 [1]	1:42.12 [1]	2:11.47 [1]	2:41.25 [2]	1:58.76	1:58.50	+6m	5.60m
		Rebecca Bartley	Lead	Q1			201m	808m	808m	809m		581m	404m	405m	404m				
3	9	ALDEBARAN ZEUS	55.27	0:28.92	03.88	07.45	14.83	0:59.31	0:58.78	0:58.72	0:43.62 [5]	1:13.07 [5]	1:42.93 [4]	2:11.85 [3]	2:41.65 [3]	1:58.03	1:58.79	+14m	11.20m
		Chris Alford	Lead	Q3			200m	812m	815m	812m		580m	405m	408m	407m				
4	4	WHOS THE MAN	59.32	0:29.39	03.27	06.57	13.49	1:00.14	1:00.10	1:00.03	0:42.30 [1]	1:11.73 [2]	1:42.44 [2]	2:11.82 [2]	2:42.46 [4]	2:00.16	1:59.38	+2m	21.70m
		Chris Svanosio	Lead	Q3			198m	807m	808m	808m		576m	403m	405m	404m				
5	2	NAKED AMBITION	55.98	0:29.44	03.51	07.04	14.33	0:59.93	0:59.98	0:59.92	0:43.19 [4]	1:12.64 [4]	1:43.12 [5]	2:12.61 [6]	2:43.04 [5]	1:59.84	1:59.81	+5m	29.70m
		Anthony Butt	Lead	Q1			200m	807m	807m	811m		576m	404m	404m	404m				
6	3	QUAKE PROOF	54.01	0:29.13	03.56	07.27	15.38	0:59.39	0:59.75	1:00.56	0:44.10 [7]	1:13.23 [6]	1:43.49 [7]	2:12.98 [8]	2:44.06 [6]	1:59.95	2:00.56	+3m	43.10m
		Anne-Maree Conroy	Lead	Q1			200m	804m	807m	812m		578m	402m	403m	405m				
7	1	KYVALLEY CLICHY	57.14	0:29.47	03.40	06.82	13.84	1:00.20	1:00.19	1:01.99	0:42.59 [3]	1:12.08 [3]	1:42.79 [3]	2:12.27 [5]	2:44.79 [7]	2:02.19	2:01.10	+2m	53.10m
		Josh Duggan	Lead	Q3			200m	806m	808m	808m		578m	403m	404m	405m				

Note: Timing is based on positional data

[] Indicates rank at the end of each section

-:--:- No data available for this section

N/A Information not available



HARNESS RACING VICTORIA

Shepparton VIC - M-CLASS

Race 4: SADDLEWORLD SHEPPARTON TROT - 2190m

29 November 2022 - 6:36PM



RANK	TAB	Horse/Driver	Top Speed (Km/h)	Fastest Section	First 50m	First 100m	First 200m	First Half	Middle Half	Last Half	Lead Time	1st Quarter	2nd Quarter	3rd Quarter	4th Quarter	Last Mile	Mile Rate	Distance Travelled	Gross Time/Margin
			03.27	06.57	13.49	1:42.12	2:11.47	2:40.82	0:42.30	1:12.80 (0:30.50)	0:59.90 (0:29.40)	1:00.20 (0:30.80)	0:58.60 (0:27.80)						
8	7	RULES DONT APPLY	54.54	0:29.42								1:13.77 [8]	1:43.55 [8]	2:12.97 [7]	2:45.28 [8]	2:01.03			
		Anthony Crossland	Lead	Q3	03.46	07.23	15.67	0:59.28	0:59.19	1:01.74	0:44.25 [8]	(0:29.52)	(0:29.77)	(0:29.42)	(0:32.32)		2:01.46	+29m	59.80m
					199m	816m	816m	820m	583m	409m	407m	409m	411m	1636m					

Scratched: I AM PEGASUS (5)

Note: Timing is based on positional data

[] Indicates rank at the end of each section

-:--:-- No data available for this section

N/A Information not available

Shepparton VIC - M-CLASS

Race 5: SENTrack INTER DOMINION PACING CHAMPIONSHIP (2ND ROUND QUALIFYING HEAT 1) (GROUP 3) - 1690m

29 November 2022 - 7:06PM



HARNESS RACING VICTORIA



RANK	TAB	Horse/ Driver	Top Speed (Km/h)	Fastest Section	First 50m	First 100m	First 200m	First Half	Middle Half	Last Half	Lead Time	1st Quarter	2nd Quarter	3rd Quarter	4th Quarter	Last Mile	Mile Rate	Distance Travelled	Gross Time/ Margin
					02.90	05.92	12.18	1:01.93	1:29.10	1:57.50	0:05.00	0:32.40 (0:27.40)	0:56.80 (0:29.40)	0:56.50 (0:27.10)	0:55.70 (0:28.60)				
1	3	MACH DAN	63.82	0:27.08	02.90	05.92	12.18	0:57.25	0:56.50	0:55.02	0:05.00 [1]	0:33.05 [2]	1:02.47 [4]	1:29.56 [4]	1:57.50 [1]	1:52.28	1:51.90	+17m	1:57.50
		Mark Pitt	Q1	Q3				192m	814m	814m	815m	70m	407m	407m	407m				
2	5	EXPENSIVE EGO	62.40	0:27.07	02.95	06.09	12.62	0:56.86	0:56.20	0:55.37	0:05.32 [4]	0:33.06 [3]	1:02.18 [2]	1:29.26 [2]	1:57.55 [3]	1:52.23	1:51.94	+22m	0.70m
		Luke McCarthy	Q1	Q3				196m	821m	814m	813m	72m	414m	408m	407m				
3	11	ACT NOW	60.17	0:26.70	03.42	06.71	13.37	0:57.47	0:55.74	0:54.20	0:05.88 [10]	0:34.31 [10]	1:03.35 [10]	1:30.06 [8]	1:57.55 [2]	1:51.67	1:51.94	+22m	0.80m
		Jodi Quinlan	Q1	Q3				201m	812m	815m	821m	80m	406m	406m	409m				
4	4	WOLF STRIDE	62.94	0:27.08	02.95	06.05	12.49	0:57.43	0:56.49	0:54.94	0:05.28 [2]	0:33.32 [5]	1:02.72 [6]	1:29.81 [6]	1:57.67 [4]	1:52.37	1:52.05	+19m	2.50m
		Jack Trainor	Q1	Q3				192m	813m	815m	817m	71m	407m	407m	408m				
5	6	PETES SAID SO NZ	60.76	0:27.03	03.16	06.44	13.05	0:57.76	0:55.43	0:54.41	0:05.63 [7]	0:34.99 [12]	1:03.39 [11]	1:30.42 [12]	1:57.81 [7]	1:52.17	1:52.18	+9m	4.10m
		KerryAnn Morris	Q1	Q3				200m	814m	806m	806m	77m	411m	403m	404m				
6	9	LIKE A WILDFIRE NZ	62.17	0:27.10	03.49	06.56	12.91	0:56.70	0:56.18	0:55.23	0:05.85 [9]	0:33.48 [6]	1:02.55 [5]	1:29.66 [5]	1:57.78 [5]	1:51.93	1:52.16	+1m	4.20m
		David Moran	Q1	Q3				200m	805m	806m	808m	79m	403m	403m	403m				
7	10	ZEUSS BROMAC NZ	60.98	0:27.05	03.30	06.50	13.09	0:57.39	0:56.17	0:54.70	0:05.70 [8]	0:33.98 [9]	1:03.09 [9]	1:30.15 [10]	1:57.80 [6]	1:52.09	1:52.18	+7m	4.30m
		Gavin Fitzpatrick	Q1	Q3				201m	810m	807m	807m	80m	407m	404m	404m				

Note: Timing is based on positional data

[] Indicates rank at the end of each section

-:--:- No data available for this section

N/A Information not available



HARNESS RACING VICTORIA

Shepparton VIC - M-CLASS

Race 5: SENTrack INTER DOMINION PACING CHAMPIONSHIP (2ND ROUND QUALIFYING HEAT 1) (GROUP 3) - 1690m

29 November 2022 - 7:06PM



RANK	TAB	Horse/Driver	Top Speed (Km/h)	Fastest Section	First 50m	First 100m	First 200m	First Half	Middle Half	Last Half	Lead Time	1st Quarter	2nd Quarter	3rd Quarter	4th Quarter	Last Mile	Mile Rate	Distance Travelled	Gross Time/Margin
												0:32.40 (0:27.40)	0:56.80 (0:29.40)	0:56.50 (0:27.10)	0:55.70 (0:28.60)				
8	1	I CAST NO SHADOW NZ	63.16	0:27.17	02.96	06.05	12.20	0:56.62	0:56.44	0:55.98	0:05.31 [3]	0:32.66 [1]	1:01.93 [1]	1:29.10 [1]	1:57.91 [8]	1:52.60	1:52.28	0m	5.40m
		Cameron Hart	Q1	Q3			191m	804m	806m	807m	71m	402m	402m	405m	403m				
9	8	THE BLACK PRINCE NZ	62.87	0:27.16	03.21	06.28	12.51	0:56.65	0:56.30	0:55.85	0:05.55 [6]	0:33.06 [4]	1:02.20 [3]	1:29.36 [3]	1:58.06 [9]	1:52.51	1:52.42	+1m	7.80m
		Robert Morris	Q1	Q3			200m	805m	806m	807m	78m	403m	403m	404m	404m				
10	12	MONA MIA	60.55	0:27.10	03.70	06.93	13.36	0:56.67	0:56.05	0:55.37	0:06.11 [12]	0:33.84 [8]	1:02.79 [7]	1:29.89 [7]	1:58.15 [10]	1:52.03	1:52.51	0m	8.70m
		Ryan Sanderson	Q1	Q3			200m	805m	806m	806m	79m	402m	404m	403m	404m				
11	2	JILLIBY NITRO	61.25	0:27.04	03.04	06.20	12.78	0:57.59	0:56.42	0:55.24	0:05.44 [5]	0:33.65 [7]	1:03.03 [8]	1:30.08 [9]	1:58.28 [11]	1:52.84	1:52.64	+17m	10.50m
		Lochie Cook	Q1	Q3			194m	814m	813m	814m	72m	408m	407m	407m	408m				
12	7	HULI NIEN	58.75	0:26.74	03.47	06.84	13.57	0:57.65	0:55.75	0:55.42	0:05.95 [11]	0:34.59 [11]	1:03.61 [12]	1:30.34 [11]	1:59.02 [12]	1:53.06	1:53.34	+21m	20.40m
		John Justice	Q1	Q3			200m	814m	814m	818m	78m	408m	407m	408m	411m				

Note: Timing is based on positional data

[] Indicates rank at the end of each section

-:--:- No data available for this section

N/A Information not available

Shepparton VIC - M-CLASS

Race 6: SENTrack INTER DOMINION PACING CHAMPIONSHIP (2ND ROUND QUALIFYING HEAT 2) (GROUP 3) - 1690m

29 November 2022 - 7:40PM



HARNESS RACING VICTORIA



RANK	TAB	Horse/ Driver	Top Speed (Km/h)	Fastest Section	First 50m 03.02	First 100m 05.99	First 200m 12.02	First Half 1:03.79	Middle Half 1:30.76	Last Half 1:58.13	Lead Time 0:05.10	1st Quarter	2nd Quarter	3rd Quarter	4th Quarter	Last Mile	Mile Rate	Distance Travelled	Gross Time/ Margin
												0:33.80 (0:28.70)	0:59.70 (0:31.00)	0:57.70 (0:26.70)	0:53.30 (0:26.60)				
1	6	SPIRIT OF ST LOUIS NZ	65.36	0:26.96	03.02	05.99	12.02	0:59.25	0:57.86	0:54.34	0:05.10 [1]	0:32.90 [1]	1:03.79 [1]	1:30.76 [1]	1:58.13 [1]	1:53.59	1:52.50	+5m	1:58.13
		(0:28.36)	(0:30.90)	(0:26.96)								(0:27.38)							
		Jack Callaghan	Q1	Q3			198m	809m	808m	808m	75m	405m	405m	404m	405m	1619m			
2	4	BEYOND DELIGHT	64.36	0:26.96	03.12	06.17	12.22	0:59.35	0:57.82	0:54.17	0:04.69 [3]	0:33.20 [3]	1:04.05 [3]	1:31.01 [2]	1:58.22 [2]	1:53.53	1:52.57	+4m	1.20m
		(0:28.50)	(0:30.86)	(0:26.96)								(0:27.21)							
		Mark Pitt	Q1	Q3			197m	806m	809m	809m	76m	403m	404m	406m	405m	1618m			
3	3	NARUTAC PRINCE	60.71	0:26.99	03.28	06.50	12.94	0:59.70	0:57.85	0:54.05	0:04.94 [6]	0:33.85 [7]	1:04.64 [7]	1:31.70 [8]	1:58.70 [3]	1:53.75	1:53.03	+21m	7.60m
		(0:28.91)	(0:30.79)	(0:27.06)								(0:26.99)							
		David Moran	Q1	Q4			200m	817m	815m	816m	78m	410m	408m	408m	409m	1635m			
4	1	BETTOR BE THE BOMB	62.98	0:27.01	03.22	06.30	12.50	0:59.49	0:57.83	0:54.47	0:04.82 [5]	0:33.49 [5]	1:04.31 [5]	1:31.32 [4]	1:58.78 [4]	1:53.96	1:53.11	+2m	8.60m
		(0:28.67)	(0:30.82)	(0:27.01)								(0:27.46)							
		Anthony Butt	Q1	Q3			196m	806m	808m	808m	76m	402m	404m	405m	404m	1615m			
5	7	TORRID SAINT	64.14	0:27.11	03.11	06.19	12.34	0:59.34	0:57.95	0:55.04	0:04.69 [4]	0:33.19 [2]	1:04.03 [2]	1:31.15 [3]	1:59.07 [5]	1:54.38	1:53.39	+19m	12.50m
		(0:28.50)	(0:30.84)	(0:27.11)								(0:27.93)							
		Jack Laugher	Q1	Q3			198m	817m	814m	814m	76m	410m	407m	408m	407m	1632m			
6	2	TRIPLE EIGHT NZ	58.35	0:27.08	03.34	06.69	13.38	0:59.81	0:57.83	0:54.19	0:05.08 [7]	0:34.16 [9]	1:04.90 [10]	1:32.00 [11]	1:59.08 [6]	1:54.00	1:53.40	+21m	12.70m
		(0:29.08)	(0:30.73)	(0:27.11)								(0:27.08)							
		Greg Sugars	Q1	Q4			197m	817m	815m	816m	75m	410m	409m	408m	410m	1637m			
7	10	CRIME WRITER	58.94	0:27.06	03.83	07.30	13.79	0:59.14	0:57.79	0:54.53	0:05.67 [12]	0:34.10 [8]	1:04.82 [8]	1:31.88 [10]	1:59.35 [7]	1:53.67	1:53.65	+2m	16.30m
		(0:28.42)	(0:30.73)	(0:27.06)								(0:27.46)							
		Matthew Craven	Q1	Q3			201m	807m	807m	808m	79m	403m	404m	404m	405m	1616m			

Note: Timing is based on positional data

[] Indicates rank at the end of each section


-:--:- No data available for this section

N/A Information not available

Shepparton VIC - M-CLASS

Race 6: SENTrack INTER DOMINION PACING CHAMPIONSHIP (2ND ROUND QUALIFYING HEAT 2) (GROUP 3) - 1690m

29 November 2022 - 7:40PM



HARNESS RACING VICTORIA



RANK	TAB	Horse/ Driver	Top Speed (Km/h)	Fastest Section	First 50m 03.02	First 100m 05.99	First 200m 12.02	First Half 1:03.79	Middle Half 1:30.76	Last Half 1:58.13	Lead Time 0:05.10	1st Quarter	2nd Quarter	3rd Quarter	4th Quarter	Last Mile	Mile Rate	Distance Travelled	Gross Time/ Margin
												0:33.80 (0:28.70)	0:59.70 (0:31.00)	0:57.70 (0:26.70)	0:53.30 (0:26.60)				
8	12	PERFECT STRIDE NZ	58.40	0:26.60	03.64	06.97	13.99	0:59.76	0:56.88	0:54.26	0:05.34 [10]	0:34.82 [12] (0:29.48)	1:05.10 [11] (0:30.28)	1:31.70 [9] (0:26.60)	1:59.36 [8] (0:27.66)	1:54.02	1:53.67	+29m	16.60m
		Jack Trainor	Q1	Q3			201m	819m	820m	823m	79m	409m	410m	410m	413m				
9	5	TO FAST TO SERIOUS	64.41	0:27.13	03.13	06.15	12.44	0:59.60	0:57.93	0:55.18	0:04.68 [2]	0:33.48 [4] (0:28.80)	1:04.28 [4] (0:30.80)	1:31.42 [5] (0:27.13)	1:59.47 [9] (0:28.05)	1:54.79	1:53.77	+19m	18m
		Dylan Egerton-Green	Q1	Q3			198m	815m	815m	816m	76m	407m	408m	408m	409m				
10	8	BONCEL BENJAMIN	60.87	0:27.07	03.50	06.70	12.99	0:59.40	0:57.83	0:54.99	0:05.15 [8]	0:33.77 [6] (0:28.62)	1:04.55 [6] (0:30.77)	1:31.61 [7] (0:27.07)	1:59.53 [10] (0:27.92)	1:54.38	1:53.83	+2m	18.80m
		Ryan Duffy	Q1	Q3			200m	806m	808m	809m	79m	403m	403m	406m	404m				
11	11	SICARIO	56.81	0:27.05	03.73	07.26	14.08	0:59.56	0:57.61	0:54.69	0:05.56 [11]	0:34.56 [11] (0:29.00)	1:05.13 [12] (0:30.56)	1:32.18 [12] (0:27.05)	1:59.82 [11] (0:27.64)	1:54.25	1:54.10	+4m	22.90m
		Chris Alford	Q1	Q3			201m	808m	807m	808m	79m	405m	404m	404m	405m				
12	9	A GS WHITE SOCKS NZ	58.56	0:26.63	03.63	06.94	13.65	0:59.50	0:56.94	0:55.06	0:05.32 [9]	0:34.51 [10] (0:29.19)	1:04.82 [8] (0:30.31)	1:31.45 [6] (0:26.63)	1:59.88 [12] (0:28.42)	1:54.56	1:54.16	+28m	23.40m
		Luke McCarthy	Q1	Q3			200m	818m	821m	823m	79m	408m	410m	412m	412m				

Note: Timing is based on positional data

[] Indicates rank at the end of each section

-:--:- No data available for this section

N/A Information not available

Data processed by  **TRIPLES DATA**

Shepparton VIC - M-CLASS

Race 7: SENTrack INTER DOMINION PACING CHAMPIONSHIP (2ND ROUND QUALIFYING HEAT 3) (GROUP 3) - 1690m

29 November 2022 - 8:14PM



HARNESS RACING VICTORIA




RANK	TAB	Horse/ Driver	Top Speed (Km/h)	Fastest Section	First 50m 02.95	First 100m 05.97	First 200m 12.19	First Half 1:03.99	Middle Half 1:31.79	Last Half 1:59.39	Lead Time 0:05.10	1st Quarter	2nd Quarter	3rd Quarter	4th Quarter	Last Mile	Mile Rate	Distance Travelled	Gross Time/ Margin
												0:32.60 (0:27.50)	0:59.00 (0:31.50)	0:58.80 (0:27.30)	0:55.30 (0:28.00)				
1	3	HONOLUA BAY	61.16	0:27.42	03.15	06.32	12.77	0:58.81	0:58.07	0:55.35	0:05.23 [5]	0:33.89 [8]	1:04.04 [2]	1:31.96 [3]	1:59.39 [1]	1:54.16	1:53.70	+31m	1:59.39
		(0:28.66)	(0:30.15)	(0:27.92)								(0:27.42)							
		David Moran	Q1	Q4			197m	822m	821m	822m	75m	412m	410m	412m	411m	1645m			
2	1	BUNDORAN NZ	62.35	0:27.45	03.11	06.25	12.45	0:58.84	0:59.14	0:55.38	0:05.20 [3]	0:32.65 [1]	1:04.05 [3]	1:31.79 [1]	1:59.42 [2]	1:54.21	1:53.72	+3m	0.40m
		(0:27.45)	(0:31.39)	(0:27.75)								(0:27.62)							
		Amanda Turnbull	Q1	Q1			194m	806m	808m	809m	73m	404m	403m	406m	404m	1617m			
3	8	MAX DELIGHT	60.72	0:27.36	03.46	06.65	12.98	0:58.72	0:59.06	0:55.15	0:05.56 [8]	0:33.03 [2]	1:04.30 [4]	1:32.09 [4]	1:59.45 [3]	1:53.87	1:53.74	+1m	0.90m
		(0:27.45)	(0:31.27)	(0:27.79)								(0:27.36)							
		Chris Alford	Q1	Q4			200m	806m	808m	808m	79m	403m	404m	405m	404m	1616m			
4	2	BETTER ECLIPSE	61.76	0:27.57	03.18	06.33	12.67	0:58.70	0:58.82	0:55.47	0:05.28 [6]	0:33.07 [3]	1:03.99 [1]	1:31.89 [2]	1:59.46 [4]	1:54.17	1:53.76	+21m	1m
		(0:27.77)	(0:30.93)	(0:27.89)				(0:27.57)											
		Greg Sugars	Q1	Q4			197m	819m	814m	814m	76m	412m	408m	407m	408m	1635m			
5	9	BETTOR CALL ME NZ	60.48	0:27.18	03.48	06.71	13.06	0:58.94	0:58.99	0:54.99	0:05.61 [9]	0:33.35 [5]	1:04.56 [6]	1:32.35 [7]	1:59.54 [5]	1:53.93	1:53.83	+5m	2m
		(0:27.74)	(0:31.20)	(0:27.80)								(0:27.18)							
		Matthew Craven	Q1	Q4			201m	808m	806m	809m	79m	406m	402m	405m	405m	1618m			
6	10	MAJESTIC CRUISER	59.59	0:27.27	03.52	06.77	13.33	0:59.30	0:58.03	0:54.61	0:05.66 [10]	0:34.20 [9]	1:04.96 [9]	1:32.24 [6]	1:59.56 [6]	1:53.91	1:53.87	+23m	2.50m
		(0:28.54)	(0:30.76)	(0:27.27)				(0:27.34)											
		Cameron Hart	Q1	Q3			201m	815m	818m	822m	78m	408m	407m	412m	411m	1638m			
7	4	JILLIBY SYLVESTER	63.71	0:27.33	03.05	06.10	12.35	0:59.56	0:58.86	0:55.11	0:05.07 [2]	0:33.55 [6]	1:04.63 [7]	1:32.40 [8]	1:59.74 [7]	1:54.66	1:54.02	+18m	4.70m
		(0:28.47)	(0:31.09)	(0:27.77)								(0:27.33)							
		Codi Rauchenberger	Q1	Q4			195m	814m	815m	816m	73m	408m	407m	409m	408m	1632m			

Note: Timing is based on positional data

[] Indicates rank at the end of each section

-:--:- No data available for this section

N/A Information not available



HARNESS RACING VICTORIA

Shepparton VIC - M-CLASS

Race 7: SENTrack INTER DOMINION PACING CHAMPIONSHIP (2ND ROUND QUALIFYING HEAT 3) (GROUP 3) - 1690m

29 November 2022 - 8:14PM



RANK	TAB	Horse/ Driver	Top Speed (Km/h)	Fastest Section	First 50m	First 100m	First 200m	First Half	Middle Half	Last Half	Lead Time	1st Quarter	2nd Quarter	3rd Quarter	4th Quarter	Last Mile	Mile Rate	Distance Travelled	Gross Time/ Margin
					02.95	05.97	12.19	1:03.99	1:31.79	1:59.39	0:05.10	0:32.60 (0:27.50)	0:59.00 (0:31.50)	0:58.80 (0:27.30)	0:55.30 (0:28.00)				
8	6	BULLETPROOF BOY	59.59	0:27.09	03.30	06.56	13.23	0:59.87	0:58.23	0:54.48	0:05.45 [7]	0:34.49 [11]	1:05.33 [10]	1:32.73 [11]	1:59.81 [8]	1:54.35	1:54.09	+18m	5.90m
		Scott Ewen	Q1	Q4			201m	818m	810m	813m	77m	414m	405m	407m	408m				
9	7	ALTA ORLANDO NZ	64.38	0:27.68	02.95	05.97	12.19	0:59.34	0:58.90	0:55.50	0:05.10 [1]	0:33.26 [4]	1:04.32 [5]	1:32.15 [5]	1:59.83 [9]	1:54.85	1:54.11	+19m	6.10m
		Luke McCarthy	Q1	Q4			194m	815m	814m	815m	73m	409m	407m	408m	408m				
10	11	PITCH PERFECT NZ	59.04	0:27.28	03.52	06.85	13.64	0:59.15	0:58.94	0:55.07	0:05.71 [11]	0:33.70 [7]	1:04.86 [8]	1:32.64 [10]	1:59.93 [10]	1:54.22	1:54.21	+6m	7.60m
		Jack Callaghan	Q1	Q4			203m	808m	808m	809m	80m	406m	403m	406m	405m				
11	5	LONGFELLOW	60.52	0:27.12	03.12	06.32	12.94	1:00.21	0:58.10	0:54.72	0:05.22 [4]	0:34.46 [10]	1:05.43 [11]	1:32.56 [9]	2:00.15 [11]	1:54.93	1:54.42	+33m	10.50m
		Rebecca Bartley	Q1	Q3			198m	826m	817m	820m	75m	418m	408m	410m	411m				

Scratched: FOCUS STRIDE (12)

Note: Timing is based on positional data

[] Indicates rank at the end of each section


-:--:- No data available for this section

N/A Information not available

Shepparton VIC - M-CLASS

Race 8: SENTrack INTER DOMINION TROTTING CHAMPIONSHIP (2ND ROUND QUALIFYING HEAT 1) (GROUP 3) - 1690m

29 November 2022 - 8:48PM



HARNESS RACING VICTORIA



SHEPPARTON
HARNESS RACING CLUB

RANK	TAB	Horse/ Driver	Top Speed (Km/h)	Fastest Section	First 50m	First 100m	First 200m	First Half	Middle Half	Last Half	Lead Time	1st Quarter	2nd Quarter	3rd Quarter	4th Quarter	Last Mile	Mile Rate	Distance Travelled	Gross Time/ Margin
												0:34.30 (0:28.90)	1:01.30 (0:32.40)	1:01.10 (0:28.70)	0:56.90 (0:28.20)				
1	3	JUST BELIEVE	59.79	0:28.27	03.23	06.48	13.11	1:01.30	1:00.53	0:56.99	0:05.34 [4]	0:34.41 [1]	1:06.65 [1]	1:34.93 [1]	2:03.64 [1]	1:58.30	1:57.70	+1m	2:03.64
		Greg Sugars	Q1	Q3				196m	806m	807m	807m	76m	403m	404m	404m				
2	2	HATCHBACK	58.19	0:28.39	03.28	06.63	13.44	1:01.48	1:00.57	0:57.12	0:05.46 [5]	0:34.75 [2]	1:06.95 [3]	1:35.33 [4]	2:04.07 [2]	1:58.60	1:58.14	+2m	5.70m
		John Justice	Q1	Q3				197m	806m	806m	807m	76m	404m	403m	404m				
3	7	MAJESTUOSO NZ	59.16	0:28.21	03.18	06.49	13.53	1:01.51	1:00.19	0:57.30	0:05.30 [3]	0:34.82 [3]	1:06.81 [2]	1:35.01 [2]	2:04.10 [3]	1:58.80	1:58.18	+22m	6.30m
		Kate Gath	Q1	Q3				199m	820m	813m	814m	75m	415m	406m	408m				
4	11	ADELLE NZ	55.40	0:28.55	03.95	07.48	14.56	1:01.56	1:00.53	0:57.12	0:06.20 [9]	0:35.80 [8]	1:07.77 [8]	1:36.32 [7]	2:04.90 [4]	1:58.69	1:58.93	+19m	17m
		Kerryn Manning	Q1	Q3				202m	815m	814m	816m	79m	410m	407m	408m				
5	4	PINK GALAHS	60.34	0:28.23	03.22	06.41	13.04	1:01.78	1:00.19	0:57.93	0:05.28 [2]	0:35.11 [4]	1:07.07 [4]	1:35.31 [3]	2:05.01 [5]	1:59.71	1:59.04	+18m	18.50m
		Matthew Craven	Q1	Q3				198m	816m	814m	814m	75m	410m	407m	408m				
6	9	SWISS MISS NZ	55.09	0:28.18	05.38	08.99	15.99	1:00.84	1:00.22	0:56.84	0:07.70 [11]	0:36.50 [10]	1:08.54 [10]	1:36.72 [9]	2:05.39 [6]	1:57.68	1:59.40	+8m	23.50m
		Brad Chisholm	Q1	Q3				201m	808m	810m	813m	79m	404m	405m	406m				
7	6	KYVALLEY CHIEF NZ	60.42	0:28.56	03.15	06.38	13.54	1:02.18	1:00.54	0:58.10	0:05.40 [1]	0:35.43 [6]	1:07.39 [6]	1:35.97 [5]	2:05.50 [7]	2:00.28	1:59.51	+18m	25.10m
		Chris Alford	Q1	Q3				198m	816m	814m	815m	74m	410m	406m	409m				

Note: Timing is based on positional data

[] Indicates rank at the end of each section

-:--:- No data available for this section

N/A Information not available



HARNESS RACING VICTORIA

Shepparton VIC - M-CLASS

Race 8: SENTrack INTER DOMINION TROTTING CHAMPIONSHIP (2ND ROUND QUALIFYING HEAT 1) (GROUP 3) - 1690m

29 November 2022 - 8:48PM



SHEPPARTON
HARNESS RACING CLUB

RANK	TAB	Horse/ Driver	Top Speed (Km/h)	Fastest Section	First 50m 03.15	First 100m 06.38	First 200m 13.04	First Half 1:06.65	Middle Half 1:34.93	Last Half 2:03.64	Lead Time 0:05.40	1st Quarter	2nd Quarter	3rd Quarter	4th Quarter	Last Mile	Mile Rate	Distance Travelled	Gross Time/ Margin
												0:34.30 (0:28.90)	1:01.30 (0:32.40)	1:01.10 (0:28.70)	0:56.90 (0:28.20)				
8	10	CUCHULAINN NZ	56.92	0:28.79	03.77	07.20	14.15	1:01.69	1:00.97	0:57.87	0:05.96 [7]	0:35.48 [7]	1:07.66 [7]	1:36.45 [8]	2:05.53 [8]	1:59.56	1:59.54	+3m	25.60m
		Chris Svanosio	Q1	Q3								(0:29.51)	(0:32.18)	(0:28.79)	(0:29.09)				
9	8	ROYAL CHARLOTTE	57.02	0:28.69	03.82	07.25	13.99	1:01.25	1:00.86	0:58.57	0:06.05 [8]	0:35.12 [5]	1:07.31 [5]	1:35.99 [6]	2:05.88 [9]	1:59.83	1:59.87	+3m	30m
		Paul Males	Q1	Q3								(0:29.07)	(0:32.18)	(0:28.69)	(0:29.88)				
10	5	TEETREETOMMY	55.29	0:28.71	03.57	07.15	14.59	1:02.34	1:00.84	0:57.89	0:05.85 [6]	0:36.06 [9]	1:08.19 [9]	1:36.90 [10]	2:06.08 [10]	2:00.23	2:00.06	+4m	32.60m
		Anne-Maree Conroy	Q1	Q3								(0:30.21)	(0:32.13)	(0:28.71)	(0:29.18)				
11	1	POWDERKEG	51.51	0:29.70	04.16	09.73	19.76	1:09.15	1:02.96	0:59.56	0:07.67 [10]	0:43.74 [11]	1:16.82 [11]	1:46.70 [11]	2:16.40 [11]	2:08.72	2:09.89	+10m	174.70m
		Lisa Miles	Q3	Q4								(0:36.07)	(0:33.08)	(0:29.87)	(0:29.70)				

Note: Timing is based on positional data

[] Indicates rank at the end of each section

-:--:- No data available for this section

N/A Information not available

Shepparton VIC - M-CLASS

Race 9: SENTrack INTER DOMINION TROTTING CHAMPIONSHIP (2ND ROUND QUALIFYING HEAT 2) (GROUP 3) - 1690m

29 November 2022 - 9:22PM



HARNESS RACING VICTORIA



SHEPPARTON
HARNESS RACING CLUB

RANK	TAB	Horse/ Driver	Top Speed (Km/h)	Fastest Section	First 50m 03.36	First 100m 06.66	First 200m 13.45	First Half 1:05.91	Middle Half 1:34.95	Last Half 2:02.82	Lead Time 0:05.50	1st Quarter	2nd Quarter	3rd Quarter	4th Quarter	Last Mile	Mile Rate	Distance Travelled	Gross Time/ Margin
												0:34.90 (0:29.40)	1:00.30 (0:30.90)	0:59.80 (0:28.90)	0:57.00 (0:28.10)				
1	1	QUEEN ELIDA NZ	59.26	0:27.88	03.41	06.70	13.45	1:00.35	0:59.88	0:56.90	0:05.56 [3]	0:35.07 [1]	1:05.91 [1]	1:34.95 [1]	2:02.82 [1]	1:57.26	1:57.00	+6m	2:02.82
		Chris Alford	Q1	Q4			199m	808m	808m	810m	78m	404m	404m	405m	406m				
2	3	MUFASA METRO NZ	56.16	0:28.28	03.52	06.99	14.11	1:00.43	0:59.01	0:57.20	0:05.76 [5]	0:36.10 [6]	1:06.20 [2]	1:35.12 [2]	2:03.39 [2]	1:57.63	1:57.50	+20m	7.50m
		John Justice	Q1	Q4			200m	817m	816m	815m	79m	409m	408m	408m	407m				
3	10	SLEEPEE	56.65	0:27.94	03.84	07.28	14.45	1:00.54	0:59.76	0:57.02	0:06.04 [6]	0:35.89 [5]	1:06.57 [5]	1:35.66 [7]	2:03.60 [3]	1:57.56	1:57.70	+6m	10.40m
		Josh Duggan	Q1	Q4			202m	808m	810m	809m	80m	404m	405m	406m	404m				
4	5	BRANDLO PRINCE	53.12	0:27.88	03.68	07.45	15.24	1:00.88	0:59.55	0:56.93	0:06.06 [8]	0:36.43 [7]	1:06.94 [7]	1:35.99 [10]	2:03.87 [4]	1:57.81	1:57.96	+6m	13.90m
		Chris Svanosio	Q4	Q4			201m	809m	808m	808m	78m	406m	404m	405m	404m				
5	9	PARISIAN ARTISTE	54.47	0:27.91	03.87	07.53	14.79	1:01.18	0:58.55	0:56.49	0:06.21 [11]	0:36.76 [10]	1:07.40 [10]	1:35.31 [3]	2:03.89 [5]	1:57.67	1:57.97	+24m	14.20m
		Tayla French	Q3	Q3			200m	816m	819m	821m	78m	408m	408m	412m	410m				
6	8	ILLAWONG STARDUST	57.71	0:28.66	03.86	07.26	14.04	1:00.19	0:59.86	0:57.74	0:06.04 [6]	0:35.45 [2]	1:06.23 [3]	1:35.32 [4]	2:03.98 [6]	1:57.94	1:58.06	+4m	15.40m
		Brian Gath	Q1	Q4			201m	805m	808m	809m	79m	403m	403m	406m	405m				
7	11	SUNDONS COURAGE	54.79	0:27.92	03.90	07.51	15.00	1:01.47	0:58.54	0:56.37	0:06.19 [10]	0:37.05 [11]	1:07.66 [11]	1:35.59 [6]	2:04.03 [7]	1:57.84	1:58.11	+26m	16.30m
		Ryan Duffy	Q3	Q3			201m	818m	819m	821m	79m	410m	408m	411m	410m				

Note: Timing is based on positional data

[] Indicates rank at the end of each section

-:--:- No data available for this section

N/A Information not available

Data processed by  TRIPLES DATA



HARNESS RACING VICTORIA

Shepparton VIC - M-CLASS

Race 9: SENTrack INTER DOMINION TROTTING CHAMPIONSHIP (2ND ROUND QUALIFYING HEAT 2) (GROUP 3) - 1690m

29 November 2022 - 9:22PM



RANK	TAB	Horse/ Driver	Top Speed (Km/h)	Fastest Section	First 50m	First 100m	First 200m	First Half	Middle Half	Last Half	Lead Time	1st Quarter	2nd Quarter	3rd Quarter	4th Quarter	Last Mile	Mile Rate	Distance Travelled	Gross Time/ Margin
					03.36	06.66	13.45	1:05.91	1:34.95	2:02.82	0:05.50	0:34.90 (0:29.40)	1:00.30 (0:30.90)	0:59.80 (0:28.90)	0:57.00 (0:28.10)				
8	4	MAJESTIC HARRY NZ	59.05	0:28.77	03.36	06.66	13.48	1:01.03	1:00.00	0:57.73	0:05.50 [1]	0:35.48 [3]	1:06.52 [4]	1:35.48 [5]	2:04.25 [8]	1:58.76	1:58.32	+20m	19.10m
		Brittany Graham	Q1	Q4			199m	817m	817m	815m	77m	410m	408m	410m	407m				
9	7	PHOEBE ONYX NZ	53.56	0:28.10	03.69	07.52	15.50	1:01.12	0:59.49	0:57.09	0:06.11 [9]	0:36.73 [9]	1:07.23 [9]	1:36.22 [11]	2:04.33 [9]	1:58.21	1:58.39	+12m	20.10m
		Robert Morris	Q4	Q4			200m	811m	809m	813m	77m	409m	403m	406m	408m				
10	2	VACATION HILL NZ	58.55	0:28.59	03.40	06.71	13.77	1:01.26	1:00.01	0:57.56	0:05.55 [2]	0:35.77 [4]	1:06.82 [6]	1:35.78 [8]	2:04.38 [10]	1:58.82	1:58.44	+21m	20.80m
		Kate Gath	Q1	Q4			200m	815m	818m	818m	79m	407m	408m	410m	409m				
11	6	LOTAMUSCLE NZ	57.66	0:28.83	03.44	06.86	14.06	1:01.46	0:59.47	1:02.47	0:05.63 [4]	0:36.46 [8]	1:07.10 [8]	1:35.92 [9]	2:09.56 [11]	2:03.93	2:03.39	+26m	90.80m
		Matthew Craven	Q1	Q3			201m	818m	816m	820m	79m	411m	408m	410m	411m				

Note: Timing is based on positional data

[] Indicates rank at the end of each section

-:--:- No data available for this section

N/A Information not available

Shepparton VIC - M-CLASS

Race 10: SENTrack INTER DOMINION TROTTING CHAMPIONSHIP (2ND ROUND QUALIFYING HEAT 3) (GROUP 3) - 1690m

29 November 2022 - 9:56PM



HARNESS RACING VICTORIA



RANK	TAB	Horse/ Driver	Top Speed (Km/h)	Fastest Section	First 50m 03.24	First 100m 06.45	First 200m 13.10	First Half 1:04.75	Middle Half 1:33.93	Last Half 2:02.86	Lead Time 0:05.50	1st Quarter	2nd Quarter	3rd Quarter	4th Quarter	Last Mile	Mile Rate	Distance Travelled	Gross Time/ Margin
												0:34.40 (0:28.90)	0:59.40 (0:30.50)	0:59.60 (0:29.10)	0:58.00 (0:28.90)				
1	4	NEPHEW OF SONOKO	59.70	0:28.89	03.31	06.61	13.16	0:59.28	0:59.56	0:58.09	0:05.48 [3]	0:34.38 [1]	1:04.76 [2]	1:33.93 [1]	2:02.86 [1]	1:57.37	1:57.00	+3m	2:02.86
		(0:28.89)	(0:30.39)	(0:29.16)								(0:28.93)							
		James Herbertson	Q1	Q1			199m	807m	806m	807m	77m	405m	403m	404m	404m	1616m			
2	9	BOLT FOR BRILLIANCE NZ	58.68	0:28.09	03.70	07.02	13.82	0:59.82	0:59.59	0:57.15	0:05.88 [7]	0:35.19 [7]	1:05.71 [7]	1:34.78 [7]	2:02.86 [2]	1:56.97	1:57.00	+23m	0.10m
		(0:29.30)	(0:30.52)	(0:29.07)								(0:28.09)							
		Tony Herlihy	Q1	Q4			201m	814m	815m	821m	79m	408m	407m	409m	413m	1637m			
3	8	ALWAYS READY	58.40	0:28.20	03.68	07.01	13.68	0:59.56	0:59.70	0:57.49	0:05.86 [6]	0:35.02 [6]	1:05.42 [5]	1:34.71 [6]	2:02.92 [3]	1:57.05	1:57.05	+1m	0.90m
		(0:29.15)	(0:30.41)	(0:29.28)								(0:28.20)							
		Nathan Jack	Q1	Q4			200m	804m	807m	808m	80m	402m	403m	405m	404m	1614m			
4	1	ANYWHERE HUGO	58.57	0:28.74	03.34	06.65	13.31	0:59.56	0:59.70	0:58.05	0:05.52 [4]	0:34.69 [4]	1:05.08 [4]	1:34.39 [4]	2:03.14 [4]	1:57.61	1:57.26	0m	4m
		(0:29.17)	(0:30.39)	(0:29.31)								(0:28.74)							
		Chris Svanosio	Q1	Q4			197m	806m	806m	807m	77m	404m	403m	404m	403m	1614m			
5	5	ZAREM	58.45	0:29.08	03.28	06.61	13.51	1:00.01	0:59.93	0:58.32	0:05.45 [2]	0:34.78 [5]	1:05.47 [6]	1:34.70 [5]	2:03.78 [5]	1:58.32	1:57.87	+18m	13.30m
		(0:29.32)	(0:30.69)	(0:29.24)								(0:29.08)							
		Ellen Tormey	Q1	Q4			198m	816m	815m	814m	77m	408m	409m	407m	408m	1632m			
6	10	ONE OVER ALL NZ	54.95	0:29.09	04.10	07.67	14.75	0:59.37	0:59.31	0:58.31	0:06.40 [10]	0:35.70 [9]	1:05.78 [8]	1:35.00 [8]	2:04.10 [6]	1:57.69	1:58.17	+8m	16.60m
		(0:29.28)	(0:30.09)	(0:29.22)								(0:29.09)							
		Greg Sugars	Q1	Q4			202m	809m	809m	811m	79m	407m	403m	406m	406m	1622m			
7	7	OFORTUNA	60.52	0:29.15	03.24	06.45	13.10	0:59.73	0:59.75	0:59.14	0:05.50 [1]	0:34.50 [3]	1:05.08 [3]	1:34.25 [2]	2:04.22 [7]	1:58.87	1:58.28	+21m	18.30m
		(0:29.15)	(0:30.57)	(0:29.17)								(0:29.98)							
		Jodi Quinlan	Q1	Q1			199m	817m	814m	817m	76m	411m	407m	408m	410m	1636m			

Note: Timing is based on positional data

[] Indicates rank at the end of each section

-:--:- No data available for this section

N/A Information not available



HARNESS RACING VICTORIA

Shepparton VIC - M-CLASS

Race 10: SENTrack INTER DOMINION TROTTING CHAMPIONSHIP (2ND ROUND QUALIFYING HEAT 3) (GROUP 3) - 1690m

29 November 2022 - 9:56PM



RANK	TAB	Horse/ Driver	Top Speed (Km/h)	Fastest Section	First 50m	First 100m	First 200m	First Half	Middle Half	Last Half	Lead Time	1st Quarter	2nd Quarter	3rd Quarter	4th Quarter	Last Mile	Mile Rate	Distance Travelled	Gross Time/ Margin
												0:34.40 (0:28.90)	0:59.40 (0:30.50)	0:59.60 (0:29.10)	0:58.00 (0:28.90)				
8	11	ROBBIE ROYALE NZ	57.29	0:29.02	03.92	07.38	14.20	0:59.85	0:59.57	0:58.60	0:06.18 [8]	0:35.49 [8]	1:06.04 [9]	1:35.07 [9]	2:04.65 [8]	1:58.46	1:58.70	+23m	24m
		Chris Alford	Q1	Q3			200m	814m	816m	822m	79m	408m	407m	410m	412m				
9	6	LEANNE LEEANN	58.15	0:28.91	03.38	06.71	13.61	0:59.21	0:59.86	1:01.01	0:05.54 [5]	0:34.45 [2]	1:04.75 [1]	1:34.32 [3]	2:05.75 [9]	2:00.21	1:59.75	+21m	38.70m
		Bob Kuchenmeister	Q1	Q1			201m	820m	813m	814m	78m	415m	406m	408m	407m				
10	12	CHINESE WHISPER NZ	55.36	0:28.99	04.06	07.62	14.81	1:00.03	0:59.37	1:10.75	0:06.36 [9]	0:36.01 [10]	1:06.39 [10]	1:35.38 [10]	2:17.14 [10]	2:10.78	2:10.60	+22m	190m
		Kate Gath	Q1	Q3			201m	818m	817m	815m	79m	412m	407m	411m	405m				


Scratched: WATTS UP MAJESTIC (2), BEEFOUR BACARDI (3)

Note: Timing is based on positional data

[] Indicates rank at the end of each section

-:--:- No data available for this section

N/A Information not available



HARNESS RACING VICTORIA

Shepparton VIC - M-CLASS

Race 11: NEATLINE HOMES 3YO PACE - 2190m

29 November 2022 - 10:32PM



RANK	TAB	Horse/Driver	Top Speed (Km/h)	Fastest Section	First 50m	First 100m	First 200m	First Half	Middle Half	Last Half	Lead Time	1st Quarter	2nd Quarter	3rd Quarter	4th Quarter	Last Mile	Mile Rate	Distance Travelled	Gross Time/Margin
					03.74	06.91	13.11	1:45.33	2:13.89	2:41.35	0:40.60	1:13.20 (0:32.60)	1:04.80 (0:32.20)	1:00.70 (0:28.50)	0:56.00 (0:27.50)				
1	6	RELENTLESS ME	62.26	0:27.47	03.74	06.91	13.11	1:04.54	1:00.54	0:56.03	0:40.60 [1]	1:13.34 [1]	1:45.33 [1]	2:13.89 [1]	2:41.35 [1]	2:00.56	1:58.60	+5m	2:41.35
		Anthony Butt	Lead	Q4			200m	806m	808m	809m	580m	404m	403m	406m	404m				
2	3	MISS CHANTILLY NZ	60.89	0:27.45	03.75	06.96	13.26	1:04.47	1:00.46	0:55.97	0:41.15 [2]	1:13.69 [2]	1:45.62 [2]	2:14.14 [2]	2:41.59 [2]	2:00.43	1:58.75	+3m	3:20m
		Blake Jones	Lead	Q4			201m	807m	807m	809m	577m	404m	403m	405m	405m				
3	7	BEACH MEMORIES	56.61	0:27.66	06.86	10.28	17.39	1:01.08	0:58.63	0:55.83	0:44.94 [6]	1:15.60 [6]	1:46.03 [4]	2:14.22 [3]	2:41.87 [3]	1:56.93	1:58.95	+11m	7m
		Chris Alford	Lead	Q4			201m	810m	814m	815m	578m	404m	406m	408m	408m				
4	2	NORMS LADY	56.89	0:28.30	03.86	07.28	14.36	1:02.78	0:59.60	0:56.89	0:43.16 [3]	1:14.92 [3]	1:45.94 [3]	2:14.52 [4]	2:42.83 [4]	1:59.67	1:59.66	+2m	19.70m
		Chris Svanosio	Lead	Q4			200m	805m	808m	810m	579m	402m	403m	406m	405m				
5	4	ALWAYS BE CHLOE	53.93	0:28.28	04.05	07.80	15.64	1:01.76	0:59.04	0:57.21	0:44.56 [5]	1:15.57 [5]	1:46.33 [6]	2:14.62 [5]	2:43.55 [5]	1:58.98	2:00.19	+12m	29.50m
		Mark Pitt	Q4	Q3			201m	808m	814m	816m	579m	403m	406m	409m	408m				
6	1	CHAMPIONNE	52.93	0:29.67	04.12	07.84	15.32	1:02.07	1:00.72	1:02.22	0:44.25 [4]	1:15.28 [4]	1:46.32 [5]	2:15.99 [6]	2:48.54 [6]	2:04.28	2:03.86	0m	96.30m
		James Herbertson	Lead	Q3			200m	806m	807m	808m	576m	404m	403m	405m	403m				

Scratched: NONPARREIL (5)

Note: Timing is based on positional data

[] Indicates rank at the end of each section

-:--:- No data available for this section

N/A Information not available