


Tabcorp Park Melton VIC - M-CLASS



Race 1: ALDEBARAN PARK DANCINGINTHEDARK M VICBRED SUPER SERIES (2YO TROTTING FILLIES) FINAL (GROUP 1) - 2240m



31 December 2022 - 5:29PM

HARNESS RACING VICTORIA

RANK	TAB	Horse/ Driver	Top Speed (Km/h)	Fastest Section	First 50m	First 100m	First 200m	First Half	Middle Half	Last Half	Lead Time	1st Quarter	2nd Quarter	3rd Quarter	4th Quarter	Last Mile	Mile Rate	Distance Travelled	Gross Time/ Margin
					03.51	06.85	13.97	1:46.77	2:15.56	2:44.13	0:47.10	1:16.70 (0:29.60)	0:59.60 (0:30.00)	0:58.80 (0:28.80)	0:57.40 (0:28.60)				
1	4	ROCKINWITHATTITUDE	58.31	0:28.56	03.51	06.85	13.97	0:59.64	0:58.86	0:57.37	0:47.10 [1]	1:16.70 [1]	1:46.77 [1]	2:15.56 [1]	2:44.13 [1]	1:57.00	1:57.90	0m	2:44.13
		David Miles	Lead	Q4				199m	804m	805m		806m	628m	403m	402m				
2	5	VALERIE LANE	56.56	0:28.33	03.59	07.12	14.28	0:59.62	0:58.77	0:57.14	0:47.45 [2]	1:17.12 [2]	1:47.07 [2]	2:15.89 [2]	2:44.21 [2]	1:56.76	1:57.98	0m	1:05m
		Kerryn Manning	Lead	Q4				199m	804m	805m		806m	627m	403m	402m				
3	12	ALDEBARAN MILEY	55.83	0:28.78	04.11	07.57	14.76	0:59.32	0:58.57	0:57.77	0:48.17 [4]	1:17.91 [6]	1:47.50 [5]	2:16.49 [6]	2:45.27 [3]	1:57.09	1:58.74	+28m	15.21m
		Chris Svanosio	Lead	Q4				202m	816m	814m		815m	635m	409m	407m				
4	10	TRADIE LADY	53.70	0:28.37	04.25	07.94	16.13	0:58.85	0:57.93	0:57.48	0:48.96 [7]	1:18.26 [7]	1:47.82 [7]	2:16.18 [4]	2:45.28 [4]	1:56.33	1:58.76	+33m	15.57m
		Mark Pitt	Q3	Q3				202m	818m	818m		817m	636m	410m	409m				
5	1	IZARRA	54.04	0:29.00	03.92	07.54	14.78	0:59.38	0:58.89	0:59.08	0:48.03 [3]	1:17.53 [4]	1:47.42 [4]	2:16.42 [5]	2:46.50 [5]	1:58.46	1:59.62	+2m	31.76m
		Tayla French	Lead	Q3				199m	805m	806m		806m	628m	403m	403m				
6	9	COGNATI	55.10	0:28.87	04.07	07.72	15.82	0:58.54	0:58.66	0:59.60	0:48.65 [6]	1:17.52 [3]	1:47.19 [3]	2:16.18 [3]	2:46.79 [6]	1:58.14	1:59.83	+26m	35.67m
		Amy Tubbs	Lead	Q1				201m	818m	814m		811m	634m	411m	407m				
7	11	ONE PINEVALE HILL	52.60	0:29.08	04.55	08.26	16.05	0:58.81	0:58.62	0:59.03	0:49.31 [8]	1:18.61 [8]	1:48.13 [8]	2:17.22 [7]	2:47.16 [7]	1:57.85	2:00.10	+24m	40.63m
		Stacey Towers	Lead	Q3				203m	813m	811m		807m	641m	408m	406m				

Note: Timing is based on positional data

[] Indicates rank at the end of each section

-:--:- No data available for this section

N/A Information not available

Tabcorp Park Melton VIC - M-CLASS

Race 1: ALDEBARAN PARK DANCINGINTHEDARK M VICBRED SUPER SERIES (2YO TROTTING FILLIES) FINAL (GROUP 1) - 2240m



31 December 2022 - 5:29PM



HARNESS RACING VICTORIA

RANK	TAB	Horse/Driver	Top Speed (Km/h)	Fastest Section	First 50m	First 100m	First 200m	First Half	Middle Half	Last Half	Lead Time	1st Quarter	2nd Quarter	3rd Quarter	4th Quarter	Last Mile	Mile Rate	Distance Travelled	Gross Time/Margin
					03.51	06.85	13.97	1:46.77	2:15.56	2:44.13	0:47.10	1:16.70 (0:29.60)	0:59.60 (0:30.00)	0:58.80 (0:28.80)	0:57.40 (0:28.60)				
8	8	DICHOTOMY	53.62	0:29.43	04.35	07.98	15.28	0:59.35	1:00.34	1:04.97	0:48.41 [5]	1:17.85 [5]	1:47.77 [6]	2:18.19 [8]	2:52.74 [8]	2:04.32	2:04.10	+8m	115.39m
		Greg Sugars	Lead	Q1			199m	806m	809m	810m	629m	403m	405m	405m	405m				
9	13	VICI BLOOM	52.78	0:29.40	04.59	08.34	16.46	0:59.14	1:01.73	1:05.69	0:49.32 [9]	1:18.73 [9]	1:48.47 [9]	2:20.46 [9]	2:54.16 [9]	2:04.84	2:05.13	+9m	134.51m
		James Herbertson	Lead	Q1			203m	804m	806m	807m	635m	403m	403m	404m	404m				
10	3	PARIS JAMILLA	52.06	0:29.89	03.94	07.77	15.47	1:00.14	1:01.18	1:01.80	0:52.65 [10]	1:22.54 [10]	1:52.79 [10]	2:23.72 [10]	2:54.59 [10]	2:01.94	2:05.44	+16m	140.29m
		Bailey McDonough	Lead	Q1			200m	807m	806m	806m	640m	404m	404m	403m	403m				
11	6	SKEW WHIFF	55.12	0:31.80	03.77	07.43	18.11	1:05.60	1:06.65	1:05.67	1:03.12 [12]	1:35.96 [12]	2:08.73 [12]	2:42.60 [12]	3:14.41 [11]	2:11.28	2:19.67	+19m	405.99m
		Lisa Miles	Lead	Q4			204m	806m	808m	810m	639m	403m	404m	405m	405m				
12	7	SALSKI	48.54	0:32.24	06.55	11.06	19.23	1:08.69	1:06.86	1:06.17	0:59.60 [11]	1:35.36 [11]	2:08.30 [11]	2:42.23 [11]	3:14.47 [12]	2:14.86	2:19.72	+11m	406.80m
		Anthony Crossland	Lead	Q4			202m	807m	807m	805m	635m	404m	404m	403m	403m				

Scratched: JILLIBY JETPACK (2)


Note: Timing is based on positional data

[] Indicates rank at the end of each section

-:--:- No data available for this section

N/A Information not available

Tabcorp Park Melton VIC - M-CLASS



Race 2: ALDEBARAN PARK DANCING IN THE DARK M VIC BRED SUPER SERIES (2YO TROTTING COLTS & GELDINGS) FINAL GROUP 1 - 2240m



31 December 2022 - 6:03PM

HARNESS RACING VICTORIA

RANK	TAB	Horse/ Driver	Top Speed (Km/h)	Fastest Section	First 50m	First 100m	First 200m	First Half	Middle Half	Last Half	Lead Time	1st Quarter	2nd Quarter	3rd Quarter	4th Quarter	Last Mile	Mile Rate	Distance Travelled	Gross Time/ Margin
					03.54	06.90	13.69	1:46.71	2:17.31	2:47.41	0:45.70	1:17.00 (0:31.30)	1:01.00 (0:29.70)	1:00.30 (0:30.60)	1:00.70 (0:30.10)				
1	10	THE LOCOMOTIVE	53.69	0:29.27	04.30	07.95	15.36	1:00.37	0:59.88	0:59.31	0:47.72 [10]	1:18.25 [10]	1:48.10 [10]	2:18.13 [7]	2:47.41 [1]	1:59.69	2:00.30	+31m	2:47.41
		Nathan Jack	Lead	Q4			200m	814m	816m	821m	634m	409m	406m	410m	412m				
2	9	WATTS UP PARTYTIME	54.32	0:29.66	04.20	07.77	15.03	1:00.07	1:00.35	1:00.05	0:47.36 [9]	1:17.47 [6]	1:47.43 [7]	2:17.83 [5]	2:47.49 [2]	2:00.12	2:00.33	+39m	1:10m
		Josh Dickie	Lead	Q4			200m	822m	820m	822m	633m	414m	409m	412m	411m				
3	3	STEVIE GEE	55.57	0:29.75	03.87	07.41	14.38	1:01.04	1:00.35	1:00.44	0:46.28 [5]	1:17.56 [7]	1:47.32 [6]	2:17.92 [6]	2:47.76 [3]	2:01.48	2:00.53	0m	4:80m
		Tayla French	Lead	Q2			200m	804m	804m	806m	628m	403m	401m	404m	403m				
4	4	MOONWALKA	54.84	0:29.99	03.87	07.44	14.68	1:00.10	1:00.68	1:00.67	0:47.00 [8]	1:17.11 [3]	1:47.10 [4]	2:17.79 [4]	2:47.78 [4]	2:00.77	2:00.54	+33m	4:90m
		Damien Burns	Lead	Q2			201m	821m	819m	816m	633m	412m	410m	410m	407m				
5	12	UPTOWN LAD	58.39	0:29.82	03.87	07.21	14.02	1:01.11	1:00.43	1:01.73	0:45.92 [3]	1:17.20 [4]	1:47.03 [3]	2:17.64 [3]	2:48.76 [5]	2:02.84	2:01.25	+2m	18.20m
		Leigh Sutton	Lead	Q2			200m	805m	805m	806m	629m	404m	402m	404m	403m				
6	1	ESS KAY HOLLYWOOD	58.45	0:29.79	03.64	06.94	13.69	1:01.09	1:00.39	1:02.52	0:45.70 [1]	1:16.92 [1]	1:46.71 [1]	2:17.31 [1]	2:49.22 [6]	2:03.60	2:01.57	+2m	24.30m
		Cameron Maggs	Lead	Q2			200m	805m	806m	806m	628m	403m	403m	404m	403m				
7	6	KYVALLEY ANTHONY	55.85	0:29.73	03.74	07.24	14.38	1:01.02	1:00.73	1:02.00	0:46.54 [6]	1:17.84 [8]	1:47.56 [8]	2:18.56 [9]	2:49.56 [7]	2:03.02	2:01.83	+28m	29m
		Josh Duggan	Lead	Q2			202m	815m	815m	816m	634m	408m	408m	408m	409m				


Note: Timing is based on positional data

[] Indicates rank at the end of each section

-:--:- No data available for this section

N/A Information not available

Tabcorp Park Melton VIC - M-CLASS



Race 2: ALDEBARAN PARK DANCING IN THE DARK M VIC BRED SUPER SERIES (2YO TROTTING COLTS & GELDINGS) FINAL GROUP 1 - 2240m



31 December 2022 - 6:03PM

HARNESS RACING VICTORIA

RANK	TAB	Horse/ Driver	Top Speed (Km/h)	Fastest Section	First 50m	First 100m	First 200m	First Half	Middle Half	Last Half	Lead Time	1st Quarter	2nd Quarter	3rd Quarter	4th Quarter	Last Mile	Mile Rate	Distance Travelled	Gross Time/ Margin
					03.54	06.90	13.69	1:46.71	2:17.31	2:47.41	0:45.70	1:17.00 (0:31.30)	1:01.00 (0:29.70)	1:00.30 (0:30.60)	1:00.70 (0:30.10)				
8	8	YOUR KIDDING	54.89	0:29.72	04.22	07.76	14.87	1:00.95	1:00.72	1:03.41	0:46.70 [7]	1:17.94 [9]	1:47.66 [9]	2:18.66 [10]	2:51.06 [8]	2:04.35	2:02.90	+4m	49m
		Jack MacKinnon	Lead	Q2			198m	804m	807m	810m	627m	402m	402m	405m	406m				
9	7	LARR DEES SON	57.16	0:29.84	03.68	07.10	14.16	1:01.06	1:00.94	1:05.35	0:46.12 [4]	1:17.34 [5]	1:47.18 [5]	2:18.28 [8]	2:52.53 [9]	2:06.41	2:03.96	+22m	68.80m
		Anthony Butt	Lead	Q2			203m	813m	811m	809m	637m	409m	405m	407m	403m				
10	5	HIDE AND SEEK	58.01	0:29.88	03.54	06.90	13.86	1:01.11	1:00.45	1:06.81	0:45.82 [2]	1:17.05 [2]	1:46.94 [2]	2:17.51 [2]	2:53.75 [10]	2:07.92	2:04.83	+23m	85m
		Greg Sugars	Lead	Q2			201m	813m	814m	813m	633m	408m	407m	408m	406m				
11	13	LA VOLONTE	54.35	0:30.05	04.50	08.16	15.71	1:00.60	1:04.56	1:06.07	0:48.49 [11]	1:18.55 [11]	1:49.10 [11]	2:23.12 [11]	2:55.17 [11]	2:06.67	2:05.85	+23m	104.10m
		Mark Hayes	Lead	Q1			202m	807m	818m	817m	636m	403m	405m	414m	404m				

Scratched: MAORI FRANKLIN (2), ALDEBARAN JENSEN (11)

Note: Timing is based on positional data

[] Indicates rank at the end of each section

-:--:-- No data available for this section

N/A Information not available

Tabcorp Park Melton VIC - M-CLASS



Race 3: ALDEBARAN PARK ALDEBARAN EAGLE VICBRED SUPER SERIES (3YO TROTTING FILLIES) FINAL (GROUP 1) - 2240m



31 December 2022 - 6:34PM

HARNESS RACING VICTORIA

RANK	TAB	Horse/ Driver	Top Speed (Km/h)	Fastest Section	First 50m	First 100m	First 200m	First Half	Middle Half	Last Half	Lead Time	1st Quarter	2nd Quarter	3rd Quarter	4th Quarter	Last Mile	Mile Rate	Distance Travelled	Gross Time/ Margin
					03.38	06.69	13.36	1:44.99	2:15.32	2:43.52	0:43.90	1:14.40 (0:30.50)	1:01.10 (0:30.60)	1:00.90 (0:30.30)	0:58.50 (0:28.20)				
1	12	REVELSTOKE	59.21	0:27.81	03.83	07.10	14.04	1:00.40	1:00.48	0:57.72	0:45.40 [7]	1:15.22 [6]	1:45.81 [7]	2:15.71 [5]	2:43.52 [1]	1:58.12	1:57.50	+29m	2:43.52
		Daryl Douglas	Lead	Q4						201m		816m	818m	816m	635m				
2	5	LINDYS LOVE	58.84	0:29.35	03.52	06.86	13.78	1:00.42	1:00.47	0:59.26	0:45.09 [6]	1:14.93 [4]	1:45.51 [5]	2:15.41 [2]	2:44.77 [2]	1:59.68	1:58.38	+24m	16.70m
		Greg Sugars	Lead	Q4						201m		814m	817m	814m	635m				
3	2	USED TO BE A MAID	57.18	0:29.00	03.63	07.06	13.94	1:00.85	1:00.85	0:59.28	0:45.06 [5]	1:15.33 [7]	1:45.91 [8]	2:16.18 [8]	2:45.19 [3]	2:00.12	1:58.68	+6m	22.30m
		Rodney Petroff	Lead	Q4						199m		806m	807m	814m	627m				
4	3	EBONY AVENGER	59.50	0:29.42	03.38	06.69	13.64	1:00.91	1:00.85	0:59.71	0:44.69 [3]	1:15.04 [5]	1:45.60 [6]	2:15.90 [6]	2:45.32 [4]	2:00.62	1:58.77	0m	24.10m
		Ryan Duffy	Lead	Q4						199m		805m	806m	805m	628m				
5	7	JUST A BIT TOUCHY	59.40	0:30.32	03.47	06.76	13.64	1:01.02	1:00.89	1:00.79	0:43.90 [1]	1:14.44 [1]	1:44.99 [1]	2:15.32 [1]	2:45.79 [5]	2:01.81	1:59.11	+12m	30.40m
		Kate Gath	Lead	Q3						203m		805m	805m	805m	641m				
6	9	KIMORA SAFFI	53.67	0:29.14	04.08	07.59	14.82	1:01.60	1:00.28	0:58.54	0:08.23 [5]	0:38.67 [6]	1:09.83 [6]	1:38.96 [5]	2:08.36 [6]	2:00.13	1:32.22	+20m	41.50m
		Michelle Phillips	Q1	Q3						200m		816m	813m	811m	632m				
7	6	LA PERRIERE	59.45	0:29.90	03.44	06.70	13.57	1:00.65	1:01.27	1:01.28	0:44.73 [4]	1:14.64 [2]	1:45.39 [4]	2:15.90 [7]	2:46.68 [7]	2:01.94	1:59.75	+23m	42.30m
		Mark Pitt	Lead	Q1						201m		814m	812m	811m	636m				

Note: Timing is based on positional data

[] Indicates rank at the end of each section

-:--:- No data available for this section

N/A Information not available

Tabcorp Park Melton VIC - M-CLASS

Race 3: ALDEBARAN PARK ALDEBARAN EAGLE VICBRED SUPER SERIES (3YO TROTTING FILLIES) FINAL (GROUP 1) - 2240m



31 December 2022 - 6:34PM



HARNESS RACING VICTORIA

RANK	TAB	Horse/Driver	Top Speed (Km/h)	Fastest Section	First 50m	First 100m	First 200m	First Half	Middle Half	Last Half	Lead Time	1st Quarter	2nd Quarter	3rd Quarter	4th Quarter	Last Mile	Mile Rate	Distance Travelled	Gross Time/Margin
												1:14.40 (0:30.50)	1:01.10 (0:30.60)	1:00.90 (0:30.30)	0:58.50 (0:28.20)				
8	4	ALDEBARAN MISTY	59.75	0:30.30	03.42	06.68	13.36	1:00.96	1:00.86	1:01.70	0:44.28 [2]	1:14.70 [3]	1:45.25 [3]	2:15.56 [3]	2:46.96 [8]	2:02.67	1:59.96	+1m	46.10m
		Michael Bellman	Lead	Q3			200m	805m	805m	806m	629m	403m	403m	404m	403m				
9	11	ILLAWONG LARAJAY	57.45	0:29.64	03.88	07.28	14.28	1:00.12	1:00.74	1:01.05	0:45.86 [9]	1:15.51 [9]	1:45.98 [9]	2:16.24 [9]	2:47.04 [9]	2:01.18	2:00.01	+25m	47.20m
		James Herbertson	Lead	Q1			200m	815m	814m	817m	632m	409m	407m	408m	410m				
10	10	ACOO INVESTMENT	58.24	0:30.14	03.98	07.31	14.26	1:00.73	1:01.10	1:01.76	0:45.48 [8]	1:15.62 [10]	1:46.22 [10]	2:16.72 [10]	2:47.99 [10]	2:02.50	2:00.69	+2m	59.80m
		John Caldwell	Lead	Q1			200m	805m	808m	808m	628m	403m	403m	406m	403m				
11	1	COURMAYEUR	53.59	0:27.83	04.03	09.02	20.15	0:56.81	0:59.20	1:02.56	0:50.81 [11]	1:18.64 [11]	1:47.63 [11]	2:17.85 [11]	2:50.18 [11]	1:59.36	2:02.26	0m	89.20m
		Nathan Jack	Lead	Q1			199m	805m	806m	807m	628m	403m	403m	404m	404m				
12	8	STINGOFWASP	53.89	0:30.18	04.47	08.75	18.62	1:01.32	1:02.10	1:01.44	0:51.73 [12]	1:21.92 [12]	1:53.05 [12]	2:24.01 [12]	2:54.50 [12]	2:02.76	2:05.37	+23m	147.10m
		Jack Laugher	Lead	Q1			201m	813m	813m	812m	635m	408m	406m	408m	405m				

Scratched: CONSTANT (13)

Note: Timing is based on positional data

[] Indicates rank at the end of each section

-:--:- No data available for this section

N/A Information not available

Tabcorp Park Melton VIC - M-CLASS

Race 4: CAPTAIN CRUNCH VICBRED SUPER SERIES (2YO COLTS & GELDINGS) FINAL (GROUP 1) - 2240m



31 December 2022 - 7:04PM



HARNESS RACING VICTORIA

RANK	TAB	Horse/ Driver	Top Speed (Km/h)	Fastest Section	First 50m	First 100m	First 200m	First Half	Middle Half	Last Half	Lead Time	1st Quarter	2nd Quarter	3rd Quarter	4th Quarter	Last Mile	Mile Rate	Distance Travelled	Gross Time/ Margin
					03.23	06.19	12.26	1:40.81	2:08.81	2:36.11	0:42.70	1:12.50 (0:29.80)	0:58.20 (0:28.40)	0:56.30 (0:27.90)	0:55.20 (0:27.30)				
1	12	THE LOST STORM	57.16	0:27.30	03.82	07.30	14.48	0:56.10	0:55.74	0:55.23	0:44.78 [11]	1:13.06 [5]	1:40.89 [2]	2:08.81 [1]	2:36.11 [1]	1:51.33	1:52.20	+25m	2:36.11
		Mark Pitt	Lead	Q4				203m	821m	814m	809m	636m	413m	408m	407m				
2	2	PERFECT CLASS	62.49	0:28.32	03.35	06.44	12.75	0:57.98	0:56.90	0:57.43	0:43.44 [4]	1:13.11 [6]	1:41.43 [5]	2:10.01 [5]	2:38.85 [2]	1:55.40	1:54.13	+12m	36.73m
		Kerryn Manning	Lead	Q2				201m	807m	809m	817m	629m	405m	402m	408m				
3	11	DON HUGO	58.17	0:28.55	03.96	07.34	14.16	0:57.72	0:57.17	0:57.13	0:44.41 [9]	1:13.53 [9]	1:42.14 [9]	2:10.69 [7]	2:39.27 [3]	1:54.85	1:54.43	+28m	42.35m
		Jodi Quinlan	Lead	Q3				200m	815m	816m	819m	634m	409m	407m	411m				
4	8	HESTHEONETOWATCH	60.67	0:28.45	03.80	06.97	13.45	0:58.00	0:57.04	0:57.49	0:44.23 [8]	1:13.78 [10]	1:42.23 [10]	2:10.82 [9]	2:39.72 [4]	1:55.48	1:54.75	+2m	48.32m
		Greg Sugars	Lead	Q2				199m	807m	806m	809m	627m	405m	402m	405m				
5	1	ANOTHER NIEN	60.69	0:28.37	03.37	06.56	13.08	0:57.96	0:57.05	0:58.07	0:43.80 [6]	1:13.40 [8]	1:41.77 [7]	2:10.45 [6]	2:39.83 [5]	1:56.02	1:54.83	+2m	49.85m
		John Justice	Lead	Q2				199m	807m	808m	807m	628m	404m	403m	405m				
6	6	DOUGS PLATTER	65.51	0:28.40	03.23	06.19	12.26	0:58.16	0:56.95	0:58.73	0:42.93 [2]	1:12.71 [2]	1:41.10 [3]	2:09.65 [2]	2:39.84 [6]	1:56.90	1:54.84	+3m	49.91m
		Chris Alford	Lead	Q2				200m	807m	807m	806m	630m	405m	403m	404m				
7	9	BLAKE BOLAC	62.12	0:28.40	03.64	06.75	13.07	0:58.14	0:57.28	0:59.31	0:42.70 [1]	1:12.41 [1]	1:40.81 [1]	2:09.69 [3]	2:40.12 [7]	1:57.45	1:55.04	+11m	53.75m
		Jason Lee	Lead	Q2				201m	805m	807m	810m	637m	403m	403m	405m				


Note: Timing is based on positional data

[] Indicates rank at the end of each section

-:--:-- No data available for this section

N/A Information not available

Tabcorp Park Melton VIC - M-CLASS



Race 4: CAPTAIN CRUNCH VICBRED SUPER SERIES (2YO COLTS & GELDINGS) FINAL (GROUP 1) - 2240m



31 December 2022 - 7:04PM

HARNESS RACING VICTORIA

RANK	TAB	Horse/ Driver	Top Speed (Km/h)	Fastest Section	First 50m 03.23	First 100m 06.19	First 200m 12.26	First Half 1:40.81	Middle Half 2:08.81	Last Half 2:36.11	Lead Time 0:42.70	1st Quarter	2nd Quarter	3rd Quarter	4th Quarter	Last Mile	Mile Rate	Distance Travelled	Gross Time/ Margin
												1:12.50 (0:29.80)	0:58.20 (0:28.40)	0:56.30 (0:27.90)	0:55.20 (0:27.30)				
8	10	ROCK ARTIST	59.26	0:28.37	03.80	07.09	13.86	0:57.04	0:56.95	0:59.14	0:44.09 [7]	1:12.76 [3]	1:41.14 [4]	2:09.72 [4]	2:40.28 [8]	1:56.18	1:55.15	+28m	55.82m
		(0:28.67)	(0:28.37)	(0:28.57)								(0:30.56)							
		David Moran	Lead	Q2			201m	818m	814m	816m	635m	413m	406m	409m	409m	1637m			
9	7	KENLEY	56.31	0:28.46	03.64	07.16	14.75	0:57.42	0:57.09	0:58.64	0:45.18 [12]	1:14.14 [12]	1:42.60 [12]	2:11.23 [11]	2:41.24 [9]	1:56.06	1:55.84	+6m	68.69m
		(0:28.96)	(0:28.46)	(0:28.63)								(0:30.00)							
		Nathan Jack	Lead	Q2			202m	806m	806m	807m	633m	404m	404m	404m	404m	1616m			
10	13	OUR VINNIE	58.16	0:28.52	04.11	07.66	14.28	0:57.74	0:57.14	1:02.05	0:44.66 [10]	1:13.79 [11]	1:42.40 [11]	2:10.93 [10]	2:44.46 [10]	1:59.79	1:58.16	+19m	111.90m
		(0:29.12)	(0:28.62)	(0:28.52)								(0:33.53)							
		Allan McDonough	Lead	Q3			201m	812m	814m	818m	629m	407m	407m	409m	411m	1634m			
11	3	LITTLE LOUIE	63.09	0:28.65	03.28	06.35	12.72	0:58.03	0:57.85	1:08.78	0:43.39 [3]	1:12.78 [4]	1:41.42 [6]	2:10.63 [8]	2:50.21 [11]	2:06.81	2:02.28	+25m	189.03m
		(0:29.38)	(0:28.65)	(0:29.20)								(0:39.57)							
		Aaron Dunn	Lead	Q2			201m	816m	815m	815m	634m	410m	407m	409m	407m	1633m			
12	4	MOMENTUM SWING	59.14	0:28.70	03.43	06.76	13.44	0:58.13	0:59.39	1:09.78	0:43.70 [5]	1:13.13 [7]	1:41.83 [8]	2:12.52 [12]	2:51.61 [12]	2:07.91	2:03.30	+19m	207.87m
		(0:29.43)	(0:28.70)	(0:30.69)								(0:39.09)							
		Cameron Maggs	Lead	Q2			201m	815m	813m	810m	635m	409m	407m	407m	404m	1627m			

Scratched: ALWAYS TORQUE TOME (5)

Note: Timing is based on positional data

[] Indicates rank at the end of each section

-:--:- No data available for this section

N/A Information not available

Tabcorp Park Melton VIC - M-CLASS

Race 5: VINCENT VICBRED SUPER SERIES (4YO MARES) FINAL (GROUP 1) - 2240m



31 December 2022 - 7:35PM



HARNESS RACING VICTORIA

RANK	TAB	Horse/ Driver	Top Speed (Km/h)	Fastest Section	First 50m 03.28	First 100m 06.30	First 200m 12.43	First Half 1:41.84	Middle Half 2:11.21	Last Half 2:38.79	Lead Time 0:44.10	1st Quarter	2nd Quarter	3rd Quarter	4th Quarter	Last Mile	Mile Rate	Distance Travelled	Gross Time/ Margin
												1:13.30 (0:29.20)	0:57.80 (0:28.60)	0:57.90 (0:29.30)	0:56.90 (0:27.60)				
1	4	DOUGS BABE	61.28	0:27.35	03.37	06.51	13.20	0:57.82	0:57.90	0:56.66	0:44.31 [2]	1:13.55 [2]	1:42.13 [3]	2:11.45 [3]	2:38.79 [1]	1:54.48	1:54.10	+8m	2:38.79
		Anthony Butt	Lead	Q4			201m	804m	807m	811m	634m	402m	403m	405m	406m				
2	10	TOUGH TILLY	57.95	0:27.67	03.89	07.26	14.14	0:57.03	0:57.46	0:56.76	0:45.09 [7]	1:13.76 [3]	1:42.12 [2]	2:11.21 [1]	2:38.88 [2]	1:53.79	1:54.15	+20m	1.25m
		Kate Gath	Lead	Q4			201m	816m	812m	812m	634m	412m	405m	407m	405m				
3	11	STORY TO TELL	56.06	0:27.92	03.95	07.42	14.47	0:57.59	0:57.39	0:56.85	0:45.36 [9]	1:14.51 [9]	1:42.95 [8]	2:11.90 [8]	2:39.81 [3]	1:54.45	1:54.82	+25m	13.67m
		Jason Ainsworth	Lead	Q4			201m	814m	814m	818m	634m	408m	407m	408m	411m				
4	2	NIKI NAH NAH	57.63	0:28.19	03.61	06.99	13.81	0:57.87	0:57.49	0:57.26	0:44.80 [5]	1:14.25 [7]	1:42.67 [6]	2:11.74 [6]	2:39.93 [4]	1:55.13	1:54.91	+19m	15.33m
		Greg Sugars	Lead	Q4			200m	814m	813m	813m	633m	409m	406m	408m	406m				
5	7	CELESTIALFRAGRANCE	65.04	0:28.40	03.28	06.30	12.43	0:57.81	0:57.74	0:57.56	0:44.62 [4]	1:13.86 [4]	1:42.43 [5]	2:11.60 [5]	2:39.99 [5]	1:55.37	1:54.95	0m	16.13m
		Jason Lee	Lead	Q4			202m	804m	805m	806m	630m	402m	403m	403m	404m				
6	9	KEKOA	60.52	0:27.82	03.76	06.99	13.42	0:57.76	0:57.44	0:56.82	0:45.46 [10]	1:14.79 [10]	1:43.22 [10]	2:12.23 [10]	2:40.04 [6]	1:54.57	1:54.99	+16m	16.82m
		Mark Pitt	Lead	Q4			200m	811m	816m	818m	627m	405m	407m	409m	410m				
7	3	PRAY TELL	59.91	0:28.42	03.41	06.65	13.46	0:57.97	0:57.55	0:57.85	0:44.42 [3]	1:13.96 [5]	1:42.39 [4]	2:11.52 [4]	2:40.24 [7]	1:55.82	1:55.13	+22m	19.46m
		Daryl Douglas	Lead	Q2			199m	813m	814m	816m	632m	408m	406m	409m	408m				

Note: Timing is based on positional data

[] Indicates rank at the end of each section

-:--:- No data available for this section

N/A Information not available

Tabcorp Park Melton VIC - M-CLASS

Race 5: VINCENT VICBRED SUPER SERIES (4YO MARES) FINAL (GROUP 1) - 2240m



31 December 2022 - 7:35PM



HARNESS RACING VICTORIA

RANK	TAB	Horse/ Driver	Top Speed (Km/h)	Fastest Section	First 50m	First 100m	First 200m	First Half	Middle Half	Last Half	Lead Time	1st Quarter	2nd Quarter	3rd Quarter	4th Quarter	Last Mile	Mile Rate	Distance Travelled	Gross Time/ Margin
					03.28	06.30	12.43	1:41.84	2:11.21	2:38.79	0:44.10	1:13.30 (0:29.20)	0:57.80 (0:28.60)	0:57.90 (0:29.30)	0:56.90 (0:27.60)				
8	6	SILVER MYSTIQUE	56.43	0:28.01	03.66	07.16	14.48	0:57.43	0:57.38	0:57.14	0:45.81 [11]	1:15.02 [11]	1:43.25 [11]	2:12.39 [11]	2:40.40 [8]	1:54.57	1:55.24	+5m	21.57m
		Lochie Cook	Lead	Q4			201m	805m	805m	808m	632m	404m	402m	404m	405m				
9	1	RUBY WINGATE	60.49	0:28.50	03.36	06.59	13.08	0:57.80	0:57.73	0:57.72	0:45.19 [8]	1:14.48 [8]	1:42.99 [9]	2:12.21 [9]	2:40.71 [9]	1:55.52	1:55.47	+4m	25.78m
		Ryan Duffy	Lead	Q4			199m	805m	807m	811m	627m	404m	403m	405m	407m				
10	5	KENDYS BUTTERFLY	63.21	0:28.56	03.28	06.36	12.69	0:57.82	0:57.73	0:58.34	0:44.90 [6]	1:14.17 [6]	1:42.73 [7]	2:11.89 [7]	2:41.07 [10]	1:56.17	1:55.72	0m	30.62m
		Michelle Phillips	Lead	Q2			200m	804m	805m	808m	628m	404m	402m	405m	404m				
11	12	TAY TAY	60.26	0:28.63	03.67	06.93	13.48	0:57.85	0:58.08	1:00.37	0:44.10 [1]	1:13.21 [1]	1:41.84 [1]	2:11.28 [2]	2:42.21 [11]	1:58.22	1:56.54	+8m	45.80m
		Alex Ashwood	Lead	Q2			202m	804m	804m	807m	638m	404m	401m	403m	404m				

Scratched: MUCKINBAR DIVA (8), SOHO BROADWAY (13)

Note: Timing is based on positional data

[] Indicates rank at the end of each section

-:--:-- No data available for this section

N/A Information not available

Tabcorp Park Melton VIC - M-CLASS

Race 6: ALDEBARAN PARK SKYVALLEY VICBRED SUPER SERIES (4YO TROTTING ENTIRES & GELDINGS) FINAL (GROUP 1) - 2240m



31 December 2022 - 8:07PM



HARNESS RACING VICTORIA

RANK	TAB	Horse/ Driver	Top Speed (Km/h)	Fastest Section	First 50m	First 100m	First 200m	First Half	Middle Half	Last Half	Lead Time	1st Quarter	2nd Quarter	3rd Quarter	4th Quarter	Last Mile	Mile Rate	Distance Travelled	Gross Time/ Margin
					03.44	06.75	13.64	1:49.11	2:17.27	2:45.18	0:47.80	1:19.10 (0:31.30)	1:01.40 (0:30.10)	0:58.20 (0:28.10)	0:56.00 (0:27.90)				
1	1	LOCKSLEY LOVER	56.95	0:27.61	03.74	07.17	14.03	1:01.44	0:58.32	0:55.75	0:47.98 [2]	1:19.26 [2]	1:49.43 [3]	2:17.57 [3]	2:45.18 [1]	1:57.20	1:58.70	0m	2:45.18
		Rebecca Bartley	Lead	Q4			198m	805m	804m	804m	625m	403m	403m	402m	403m				
2	2	DONT CARE	58.69	0:28.08	03.53	06.85	13.64	1:01.46	0:58.33	0:56.25	0:47.80 [1]	1:18.94 [1]	1:49.11 [1]	2:17.27 [1]	2:45.36 [2]	1:57.71	1:58.80	+3m	2.36m
		Ellen Tormey	Lead	Q4			199m	806m	805m	804m	627m	403m	404m	402m	403m				
3	8	ALDEBARAN ZEUS	58.11	0:28.02	04.03	07.40	14.45	1:00.53	0:58.16	0:56.13	0:48.89 [8]	1:19.26 [3]	1:49.42 [2]	2:17.43 [2]	2:45.55 [3]	1:56.65	1:58.94	+25m	4.87m
		Chris Alford	Lead	Q3			200m	819m	811m	809m	632m	413m	406m	406m	405m				
4	9	WHOS THE MAN	56.15	0:27.86	04.17	07.63	14.59	1:01.41	0:58.28	0:55.98	0:48.33 [4]	1:19.59 [5]	1:49.74 [5]	2:17.86 [5]	2:45.72 [4]	1:57.39	1:59.07	+1m	7.28m
		Chris Svanosio	Lead	Q4			199m	804m	805m	805m	627m	402m	403m	403m	403m				
5	5	CENTRAL OTAGO	58.31	0:28.01	03.48	06.89	14.30	1:01.70	0:58.17	0:56.07	0:48.03 [3]	1:19.56 [4]	1:49.73 [4]	2:17.75 [4]	2:45.81 [5]	1:57.78	1:59.13	+27m	8.45m
		Kate Gath	Lead	Q3			199m	814m	812m	810m	636m	408m	407m	406m	405m				
6	13	ALDEBARAN DINO	55.37	0:27.35	04.28	08.01	15.35	1:01.42	0:58.06	0:55.26	0:49.68 [11]	1:20.97 [12]	1:51.11 [12]	2:19.03 [12]	2:46.37 [6]	1:56.68	1:59.53	+30m	15.93m
		Christopher Shinn	Q3	Q4			201m	815m	816m	817m	632m	409m	407m	410m	408m				
7	6	LOVE GUN	55.09	0:27.61	03.81	07.39	14.98	1:00.68	0:58.35	0:55.90	0:50.03 [12]	1:20.65 [11]	1:50.72 [11]	2:19.00 [11]	2:46.61 [7]	1:56.57	1:59.70	+14m	19.19m
		Greg Sugars	Lead	Q4			201m	806m	806m	807m	636m	403m	404m	403m	405m				

Note: Timing is based on positional data

[] Indicates rank at the end of each section

-:--:- No data available for this section

N/A Information not available

Tabcorp Park Melton VIC - M-CLASS

Race 6: ALDEBARAN PARK SKYVALLEY VICBRED SUPER SERIES (4YO TROTTING ENTIRES & GELDINGS) FINAL (GROUP 1) - 2240m



31 December 2022 - 8:07PM



HARNESS RACING VICTORIA

RANK	TAB	Horse/Driver	Top Speed (Km/h)	Fastest Section	First 50m	First 100m	First 200m	First Half	Middle Half	Last Half	Lead Time	1st Quarter	2nd Quarter	3rd Quarter	4th Quarter	Last Mile	Mile Rate	Distance Travelled	Gross Time/Margin
					03.44	06.75	13.64	1:49.11	2:17.27	2:45.18	0:47.80	1:19.10 (0:31.30)	1:01.40 (0:30.10)	0:58.20 (0:28.10)	0:56.00 (0:27.90)				
8	12	CHAMPAGNE CHARLEY	53.43	0:27.99	04.57	08.25	15.53	1:01.34	0:58.40	0:56.28	0:49.06 [9]	1:20.28 [9]	1:50.40 [8]	2:18.68 [8]	2:46.68 [8]	1:57.62	1:59.75	+1m	20.08m
		Jack Laugher	Lead	Q4			200m	804m	805m	805m	627m	402m	402m	403m	403m				
9	11	ROBBINMEMATES	54.58	0:28.20	04.28	07.91	15.05	1:01.37	0:58.38	0:56.81	0:48.70 [6]	1:19.91 [7]	1:50.08 [6]	2:18.28 [6]	2:46.89 [9]	1:58.19	1:59.91	+2m	22.96m
		Brad Chisholm	Lead	Q3			200m	804m	804m	806m	628m	403m	402m	403m	403m				
10	4	TRIXY NIXIE	55.97	0:28.02	03.84	07.37	14.76	1:01.48	0:58.20	0:56.25	0:49.21 [10]	1:20.52 [10]	1:50.69 [10]	2:18.71 [9]	2:46.94 [10]	1:57.72	1:59.94	+26m	23.60m
		Josh Duggan	Lead	Q3			200m	814m	813m	813m	632m	409m	406m	408m	407m				
11	7	MAESTRO	58.22	0:28.32	03.61	06.98	13.95	1:01.72	0:58.55	0:57.64	0:48.37 [5]	1:19.88 [6]	1:50.10 [7]	2:18.42 [7]	2:47.73 [11]	1:59.36	2:00.51	+28m	34.24m
		John Caldow	Lead	Q3			202m	815m	814m	812m	635m	409m	407m	408m	405m				
12	3	ROGUE GENTLEMAN	59.23	0:28.46	03.44	06.75	14.10	1:01.66	0:58.69	0:58.92	0:48.72 [7]	1:20.16 [8]	1:50.39 [9]	2:18.85 [10]	2:49.31 [12]	2:00.57	2:01.64	+31m	55.37m
		Chris Lang	Lead	Q3	199m	814m	815m	818m	632m	408m	406m	409m	410m	1633m					

Scratched: MARENGO BAY (10)

Note: Timing is based on positional data

[] Indicates rank at the end of each section

-:--:-- No data available for this section

N/A Information not available

Tabcorp Park Melton VIC - M-CLASS

Race 7: ROCK N ROLL HEAVEN VICBRED SUPER SERIES (4YO ENTIRES & GELDINGS) FINAL (GROUP 1) - 2240m



31 December 2022 - 8:39PM



HARNESS RACING VICTORIA

RANK	TAB	Horse/ Driver	Top Speed (Km/h)	Fastest Section	First 50m	First 100m	First 200m	First Half	Middle Half	Last Half	Lead Time	1st Quarter	2nd Quarter	3rd Quarter	4th Quarter	Last Mile	Mile Rate	Distance Travelled	Gross Time/ Margin
					03.30	06.34	12.51	1:44.19	2:12.28	2:39.64	0:44.50	1:13.50 (0:29.00)	0:59.60 (0:30.60)	0:58.70 (0:28.10)	0:55.50 (0:27.40)				
1	4	CAPTAIN BELLASARIO	62.59	0:26.93	03.30	06.43	12.75	0:59.52	0:57.97	0:54.76	0:45.36 [4]	1:14.74 [6]	1:44.88 [6]	2:12.71 [5]	2:39.64 [1]	1:54.28	1:54.70	+27m	2:39.64
		Jack Laugher	Lead	Q4			201m	814m	815m	815m	634m	407m	407m	408m	408m				
2	10	ACT NOW	59.35	0:27.37	03.81	07.12	13.74	0:58.83	0:58.57	0:55.38	0:45.49 [6]	1:13.75 [2]	1:44.32 [2]	2:12.34 [2]	2:39.70 [2]	1:54.21	1:54.74	+24m	0.80m
		Jodi Quinlan	Lead	Q4			200m	814m	812m	812m	632m	409m	407m	407m	406m				
3	9	LA CAPTAIN	61.65	0:26.78	03.56	06.75	13.07	0:59.47	0:57.79	0:54.62	0:45.70 [7]	1:15.19 [8]	1:45.17 [8]	2:12.99 [7]	2:39.78 [3]	1:54.08	1:54.79	+25m	1.90m
		Bailey McDonough	Lead	Q4			200m	814m	813m	814m	632m	408m	407m	407m	407m				
4	2	BETTER ECLIPSE	63.01	0:27.53	03.32	06.43	12.60	0:59.54	0:58.69	0:55.65	0:44.50 [1]	1:13.61 [1]	1:44.19 [1]	2:12.28 [1]	2:39.83 [4]	1:55.18	1:54.83	+3m	2.50m
		Greg Sugars	Lead	Q4			201m	805m	805m	805m	629m	403m	403m	404m	403m				
5	8	IDYLLIC	61.35	0:27.30	03.63	06.79	13.08	0:59.42	0:58.46	0:55.38	0:45.38 [5]	1:14.42 [5]	1:44.80 [5]	2:12.87 [6]	2:40.18 [5]	1:54.79	1:55.08	0m	7.20m
		Chris Alford	Lead	Q4			200m	803m	806m	805m	627m	402m	403m	404m	402m				
6	13	ARDENS ACE NZ	65.20	0:27.57	03.38	06.34	12.51	0:59.55	0:58.28	0:55.64	0:45.03 [2]	1:14.34 [4]	1:44.57 [4]	2:12.63 [4]	2:40.22 [6]	1:55.19	1:55.11	+24m	7.80m
		Matthew Craven	Lead	Q4			202m	813m	812m	810m	635m	408m	407m	406m	406m				
7	1	ONE BIG SHEW	62.28	0:27.68	03.31	06.47	12.68	0:59.46	0:58.67	0:55.76	0:45.04 [3]	1:13.92 [3]	1:44.50 [3]	2:12.57 [3]	2:40.26 [7]	1:55.22	1:55.14	+1m	8.30m
		Josh Dickie	Lead	Q4			200m	805m	806m	805m	627m	403m	403m	404m	402m				

Note: Timing is based on positional data

[] Indicates rank at the end of each section

-:--:- No data available for this section

N/A Information not available

Tabcorp Park Melton VIC - M-CLASS

Race 7: ROCK N ROLL HEAVEN VICBRED SUPER SERIES (4YO ENTIRES & GELDINGS) FINAL (GROUP 1) - 2240m



31 December 2022 - 8:39PM



HARNESS RACING VICTORIA

RANK	TAB	Horse/ Driver	Top Speed (Km/h)	Fastest Section	First 50m	First 100m	First 200m	First Half	Middle Half	Last Half	Lead Time	1st Quarter	2nd Quarter	3rd Quarter	4th Quarter	Last Mile	Mile Rate	Distance Travelled	Gross Time/ Margin
					03.30	06.34	12.51	1:44.19	2:12.28	2:39.64	0:44.50	1:13.50 (0:29.00)	0:59.60 (0:30.60)	0:58.70 (0:28.10)	0:55.50 (0:27.40)				
8	6	ULTIMATE VINNIE	59.08	0:27.35	03.42	06.75	13.37	0:59.41	0:58.33	0:55.43	0:45.72 [8]	1:14.87 [7]	1:45.12 [7]	2:13.20 [8]	2:40.55 [8]	1:54.83	1:55.35	+2m	12.20m
		Nathan Jack	Lead	Q4			200m	804m	804m	806m	627m	403m	401m	404m	403m				
9	11	LONGFELLOW	57.50	0:27.19	03.82	07.33	14.18	0:59.40	0:57.89	0:55.17	0:46.04 [10]	1:15.52 [10]	1:45.44 [9]	2:13.42 [10]	2:40.60 [9]	1:54.56	1:55.39	+26m	12.90m
		Rebecca Bartley	Lead	Q4			200m	813m	814m	817m	631m	408m	406m	409m	409m				
10	12	JILLIBY DYNAMITE	58.47	0:27.33	03.98	07.61	14.19	0:59.40	0:57.92	0:55.19	0:46.04 [9]	1:15.40 [9]	1:45.44 [10]	2:13.32 [9]	2:40.64 [10]	1:54.59	1:55.41	+6m	13.40m
		Jason Lee	Lead	Q4			200m	804m	807m	811m	626m	403m	402m	406m	406m				

Scratched: MAJOR MOTH (3), THE RACONTEUR NZ (5), NARUTAC PRINCE (7)

Note: Timing is based on positional data

[] Indicates rank at the end of each section

-:--:- No data available for this section

N/A Information not available

Tabcorp Park Melton VIC - M-CLASS

Race 8: RIDE HIGH VICBRED SUPER SERIES (3YO COLTS & GELDINGS) FINAL (GROUP 1) - 2240m



31 December 2022 - 9:09PM



HARNESS RACING VICTORIA

RANK	TAB	Horse/Driver	Top Speed (Km/h)	Fastest Section	First 50m	First 100m	First 200m	First Half	Middle Half	Last Half	Lead Time	1st Quarter	2nd Quarter	3rd Quarter	4th Quarter	Last Mile	Mile Rate	Distance Travelled	Gross Time/Margin
					03.24	06.37	13.13	1:44.24	2:12.04	2:39.34	0:45.10	1:15.90 (0:30.80)	0:59.10 (0:28.30)	0:56.10 (0:27.80)	0:55.10 (0:27.30)				
1	3	CATCH A WAVE	62.29	0:27.30	03.24	06.37	13.13	0:59.08	0:56.15	0:55.10	0:45.10 [1]	1:15.89 [1]	1:44.24 [1]	2:12.04 [1]	2:39.34 [1]	1:54.18	1:54.50	+2m	2:39.34
		Kate Gath	Lead	Q4			199m	805m	804m	806m	627m	404m	401m	404m	403m				
2	9	ROARFORROSCOE	59.43	0:26.90	03.86	07.14	13.78	0:59.09	0:56.13	0:54.64	0:45.81 [5]	1:16.52 [5]	1:44.90 [5]	2:12.65 [6]	2:39.55 [2]	1:53.73	1:54.63	+1m	2:78m
		Juanita Breen	Lead	Q4			200m	804m	804m	805m	627m	403m	402m	403m	403m				
3	1	HOT DEAL	59.53	0:27.43	03.53	06.78	13.48	0:59.08	0:56.15	0:55.17	0:45.53 [3]	1:16.23 [3]	1:44.62 [3]	2:12.38 [3]	2:39.80 [3]	1:54.26	1:54.81	0m	6:18m
		Aaron Dunn	Lead	Q4			198m	804m	805m	805m	627m	403m	402m	404m	402m				
4	11	KHAFAJI	57.15	0:27.00	03.97	07.39	14.26	0:59.03	0:56.11	0:54.69	0:46.23 [8]	1:16.85 [7]	1:45.26 [7]	2:12.95 [9]	2:39.95 [4]	1:53.71	1:54.92	+1m	8:19m
		David Moran	Lead	Q4			200m	804m	804m	805m	628m	403m	401m	404m	403m				
5	12	LIGHTNING DAN	56.75	0:27.63	04.07	07.60	14.43	0:59.42	0:56.39	0:55.32	0:45.46 [2]	1:16.17 [2]	1:44.88 [4]	2:12.56 [5]	2:40.19 [5]	1:54.73	1:55.09	+24m	11:41m
		Nathan Jack	Lead	Q4			200m	814m	812m	811m	633m	409m	406m	407m	405m				
6	4	HEZA SON OF AGUN	60.97	0:27.74	03.34	06.54	13.32	0:58.64	0:55.55	0:55.66	0:45.90 [6]	1:16.74 [6]	1:44.55 [2]	2:12.28 [2]	2:40.20 [6]	1:54.30	1:55.10	+20m	11:59m
		Matthew Craven	Lead	Q3			201m	812m	812m	811m	633m	408m	405m	408m	404m				
7	13	COBBER	55.29	0:26.93	04.15	07.79	14.90	0:58.66	0:54.84	0:54.99	0:46.85 [11]	1:17.62 [11]	1:45.52 [9]	2:12.46 [4]	2:40.52 [8]	1:53.66	1:55.33	+30m	15:81m
		Michael Bellman	Q3	Q3			202m	816m	817m	817m	634m	409m	408m	409m	408m				

Note: Timing is based on positional data

[] Indicates rank at the end of each section

-:--:- No data available for this section

N/A Information not available

Tabcorp Park Melton VIC - M-CLASS

Race 8: RIDE HIGH VICBRED SUPER SERIES (3YO COLTS & GELDINGS) FINAL (GROUP 1) - 2240m



31 December 2022 - 9:09PM



HARNESS RACING VICTORIA

RANK	TAB	Horse/Driver	Top Speed (Km/h)	Fastest Section	First 50m	First 100m	First 200m	First Half	Middle Half	Last Half	Lead Time	1st Quarter	2nd Quarter	3rd Quarter	4th Quarter	Last Mile	Mile Rate	Distance Travelled	Gross Time/Margin
												1:15.90 (0:30.80)	0:59.10 (0:28.30)	0:56.10 (0:27.80)	0:55.10 (0:27.30)				
8	2	HES CHARLIES ANGEL	59.15	0:27.46	03.45	06.77	13.57	0:59.27	0:56.06	0:55.10	0:46.16 [7]	1:17.00 [8]	1:45.43 [8]	2:13.06 [10]	2:40.53 [7]	1:54.37	1:55.33	+22m	15.93m
		Charlene Gusman	Lead	Q4			201m	814m	811m	812m	632m	409m	406m	407m	406m				
9	5	INTEREST FREE	59.37	0:27.70	03.46	06.75	13.57	0:59.60	0:56.43	0:55.64	0:45.56 [4]	1:16.45 [4]	1:45.18 [6]	2:12.88 [7]	2:40.81 [9]	1:55.24	1:55.54	+31m	19.74m
		Daryl Douglas	Lead	Q3			201m	813m	813m	817m	636m	408m	406m	409m	409m				
10	10	DON LOU	58.86	0:27.16	03.77	07.08	13.97	0:59.23	0:55.56	0:55.25	0:46.51 [9]	1:17.34 [10]	1:45.74 [11]	2:12.90 [8]	2:40.99 [10]	1:54.47	1:55.66	+32m	22.10m
		Mark Pitt	Lead	Q3			200m	813m	816m	821m	633m	408m	406m	411m	411m				
11	7	BRUTALLY HANDSOME	55.63	0:27.74	03.83	07.53	14.94	0:59.00	0:56.14	0:55.62	0:46.55 [10]	1:17.14 [9]	1:45.55 [10]	2:13.28 [11]	2:41.17 [11]	1:54.61	1:55.79	+7m	24.48m
		Ryan Duffy	Lead	Q3			202m	805m	806m	806m	632m	404m	402m	405m	402m				

Scratched: OFFYAROCKA CROCKER (6), MAJOR MAJOR (8)

Note: Timing is based on positional data

[] Indicates rank at the end of each section

-:--:-- No data available for this section

N/A Information not available

Tabcorp Park Melton VIC - M-CLASS

Race 9: ART MAJOR VICBRED SUPER SERIES (2YO FILLIES) FINAL (GROUP 1) - 2240m



31 December 2022 - 9:44PM



HARNESS RACING VICTORIA

RANK	TAB	Horse/ Driver	Top Speed (Km/h)	Fastest Section	First 50m	First 100m	First 200m	First Half	Middle Half	Last Half	Lead Time	1st Quarter	2nd Quarter	3rd Quarter	4th Quarter	Last Mile	Mile Rate	Distance Travelled	Gross Time/ Margin
					03.35	06.62	13.28	1:46.88	2:15.52	2:43.07	0:45.50	1:16.10 (0:30.60)	1:01.50 (0:30.90)	0:59.50 (0:28.60)	0:56.10 (0:27.50)				
1	3	JOYFUL	60.34	0:27.56	03.35	06.62	13.28	1:01.48	0:59.50	0:56.19	0:45.50 [1]	1:16.03 [1]	1:46.88 [1]	2:15.52 [1]	2:43.07 [1]	1:57.68	1:57.20	+2m	2:43.07
		Mark Pitt	Lead	Q4				201m	805m	806m	807m	629m	403m	403m	404m				
2	8	PERFECT IN PINK	57.73	0:27.19	03.89	07.25	14.07	1:01.45	0:59.43	0:55.77	0:46.05 [5]	1:16.65 [4]	1:47.51 [5]	2:16.08 [6]	2:43.27 [2]	1:57.21	1:57.30	0m	2.64m
		Kate Gath	Lead	Q4				199m	805m	806m	806m	627m	404m	402m	404m				
3	11	SOHO SERAPHINE	60.77	0:27.66	03.65	06.84	13.39	1:01.56	0:59.30	0:56.22	0:45.61 [2]	1:16.42 [3]	1:47.17 [2]	2:15.72 [2]	2:43.39 [3]	1:57.78	1:57.39	+22m	4.20m
		Michael Stanley	Lead	Q4				201m	815m	813m	812m	633m	409m	407m	407m				
4	10	CHIRRIPO	56.40	0:27.31	03.95	07.42	14.42	1:01.47	0:59.16	0:55.73	0:46.28 [6]	1:17.04 [7]	1:47.76 [6]	2:16.20 [7]	2:43.50 [4]	1:57.20	1:57.47	+24m	5.70m
		Damian Wilson	Lead	Q4				200m	815m	814m	816m	632m	409m	406m	408m				
5	4	TEQUILA DELIGHT	59.90	0:27.52	03.44	06.68	13.34	1:01.52	0:59.28	0:56.10	0:45.94 [4]	1:16.74 [5]	1:47.47 [4]	2:16.03 [5]	2:43.56 [5]	1:57.61	1:57.51	+26m	6.46m
		Jodi Quinlan	Lead	Q4				201m	815m	813m	812m	637m	408m	408m	406m				
6	1	CREDULOUS	58.49	0:28.22	03.49	06.83	13.60	1:01.53	0:59.46	0:56.83	0:45.65 [3]	1:16.32 [2]	1:47.18 [3]	2:15.79 [3]	2:44.01 [6]	1:58.36	1:57.83	+2m	12.50m
		Tayla French	Lead	Q4				201m	805m	807m	806m	629m	403m	403m	404m				
7	13	VEE EM GEE MACRAY	55.25	0:27.42	04.08	07.73	15.34	1:01.36	0:59.38	0:55.97	0:46.71 [9]	1:17.24 [8]	1:48.08 [9]	2:16.62 [11]	2:44.04 [7]	1:57.33	1:57.86	+1m	12.99m
		Bailey McDonough	Lead	Q4				200m	806m	805m	806m	628m	404m	402m	403m				

Note: Timing is based on positional data

[] Indicates rank at the end of each section

-:--:-- No data available for this section

N/A Information not available

Tabcorp Park Melton VIC - M-CLASS

Race 9: ART MAJOR VICBRED SUPER SERIES (2YO FILLIES) FINAL (GROUP 1) - 2240m



31 December 2022 - 9:44PM



HARNESS RACING VICTORIA

RANK	TAB	Horse/ Driver	Top Speed (Km/h)	Fastest Section	First 50m	First 100m	First 200m	First Half	Middle Half	Last Half	Lead Time	1st Quarter	2nd Quarter	3rd Quarter	4th Quarter	Last Mile	Mile Rate	Distance Travelled	Gross Time/ Margin
					03.35	06.62	13.28	1:46.88	2:15.52	2:43.07	0:45.50	1:16.10 (0:30.60)	1:01.50 (0:30.90)	0:59.50 (0:28.60)	0:56.10 (0:27.50)				
8	5	AUREUS	56.71	0:27.80	03.63	07.12	14.54	1:01.47	0:58.50	0:56.20	0:46.56 [8]	1:17.34 [9]	1:48.04 [8]	2:15.84 [4]	2:44.25 [8]	1:57.68	1:58.01	+27m	15.73m
		Greg Sugars	Lead	Q3			201m	814m	815m	816m	635m	409m	406m	409m	408m				
9	2	OUR PRINCESS DI	56.67	0:28.06	03.66	07.11	14.05	1:01.40	0:59.40	0:56.62	0:46.37 [7]	1:16.93 [6]	1:47.78 [7]	2:16.34 [8]	2:44.39 [9]	1:58.02	1:58.11	+3m	17.66m
		David Miles	Lead	Q4			200m	805m	806m	806m	631m	402m	404m	403m	404m				
10	6	SOMETHIN BOUT EILY	55.56	0:27.82	03.68	07.42	15.11	1:01.59	0:58.67	0:55.80	0:47.05 [11]	1:17.97 [11]	1:48.64 [11]	2:16.64 [10]	2:44.45 [10]	1:57.40	1:58.15	+21m	18.48m
		Chris Alford	Lead	Q4			202m	812m	812m	813m	634m	407m	406m	407m	407m				
11	12	EMJAYBEE	55.82	0:28.15	03.95	07.56	14.83	1:01.44	0:58.84	0:56.33	0:46.89 [10]	1:17.65 [10]	1:48.34 [10]	2:16.48 [9]	2:44.66 [11]	1:57.77	1:58.30	+27m	21.31m
		Daryl Douglas	Lead	Q3			200m	814m	816m	818m	633m	409m	406m	411m	409m				

Scratched: SWEET BELLA (7), CLIVES GIRL (9)

Note: Timing is based on positional data

[] Indicates rank at the end of each section

-:--:-- No data available for this section

N/A Information not available

Tabcorp Park Melton VIC - M-CLASS



Race 10: ALDEBARAN PARK ALDEBARAN EAGLE VICBRED SUPER SERIES (3YO TROTTING COLTS & GELDINGS) FINAL (GROUP 1) - 2240m



31 December 2022 - 10:23PM

HARNESS RACING VICTORIA

RANK	TAB	Horse/ Driver	Top Speed (Km/h)	Fastest Section	First 50m	First 100m	First 200m	First Half	Middle Half	Last Half	Lead Time	1st Quarter	2nd Quarter	3rd Quarter	4th Quarter	Last Mile	Mile Rate	Distance Travelled	Gross Time/ Margin
					03.56	06.90	13.61	1:46.56	2:14.67	2:42.26	0:46.20	1:17.30 (0:31.10)	1:00.40 (0:29.30)	0:57.40 (0:28.10)	0:55.70 (0:27.60)				
1	5	CRAVACHE DOR	58.36	0:27.59	03.55	06.91	13.90	1:00.41	0:57.44	0:55.69	0:46.20 [1]	1:17.22 [1]	1:46.56 [1]	2:14.67 [1]	2:42.26 [1]	1:56.10	1:56.60	+12m	2:42.26
		Nathan Jack	Lead	Q4			201m	806m	807m	808m	636m	405m	403m	405m	404m				
2	8	ARCEE PHOENIX	57.67	0:27.51	04.01	07.39	14.13	1:00.28	0:57.54	0:55.78	0:46.98 [3]	1:18.01 [6]	1:47.27 [5]	2:15.55 [5]	2:43.06 [2]	1:56.07	1:57.15	+7m	10.73m
		Chris Svanosio	Lead	Q4			199m	805m	809m	813m	626m	402m	403m	407m	407m				
3	10	COURAGE STRIDE	57.78	0:28.05	03.93	07.32	14.40	0:59.61	0:57.59	0:56.17	0:47.50 [6]	1:17.65 [4]	1:47.12 [4]	2:15.24 [3]	2:43.28 [3]	1:55.77	1:57.31	+23m	13.77m
		Chris Lang	Lead	Q4			200m	815m	813m	813m	633m	411m	405m	409m	405m				
4	13	PLYMOUTH CHUBB	53.82	0:28.15	04.19	07.88	15.61	0:58.55	0:57.31	0:56.95	0:48.24 [10]	1:17.62 [3]	1:46.79 [2]	2:14.94 [2]	2:43.74 [4]	1:55.50	1:57.64	+28m	19.90m
		Kerryn Manning	Q2	Q3			202m	818m	814m	811m	636m	413m	406m	409m	404m				
5	1	GAELIC LAD	58.51	0:28.41	03.56	06.92	13.61	1:00.35	0:57.69	0:58.41	0:46.52 [2]	1:17.60 [2]	1:46.88 [3]	2:15.28 [4]	2:45.28 [6]	1:58.75	1:58.75	+1m	40.57m
		James Herbertson	Lead	Q3			198m	804m	806m	807m	627m	402m	403m	404m	404m				
6	3	KYVALLEY PIERRO	57.64	0:28.28	03.59	06.98	14.16	1:00.28	0:57.52	0:57.70	0:47.31 [5]	1:18.36 [7]	1:47.59 [7]	2:15.88 [6]	2:45.28 [5]	1:57.98	1:58.76	+4m	40.77m
		Chris Alford	Lead	Q3			199m	805m	807m	809m	627m	404m	403m	405m	405m				
7	6	IM BOBBY	54.47	0:28.73	03.72	07.37	14.82	0:59.78	0:58.09	0:58.00	0:48.78 [12]	1:19.21 [11]	1:48.56 [12]	2:17.30 [11]	2:46.56 [7]	1:57.78	1:59.67	+26m	57.80m
		Eddie Tappe	Lead	Q3			200m	814m	813m	812m	638m	408m	407m	407m	405m				


Note: Timing is based on positional data

[] Indicates rank at the end of each section

-:--:- No data available for this section

N/A Information not available

Tabcorp Park Melton VIC - M-CLASS



Race 10: ALDEBARAN PARK ALDEBARAN EAGLE VICBRED SUPER SERIES (3YO TROTTING COLTS & GELDINGS) FINAL (GROUP 1) - 2240m



31 December 2022 - 10:23PM

HARNESS RACING VICTORIA

RANK	TAB	Horse/Driver	Top Speed (Km/h)	Fastest Section	First 50m	First 100m	First 200m	First Half	Middle Half	Last Half	Lead Time	1st Quarter	2nd Quarter	3rd Quarter	4th Quarter	Last Mile	Mile Rate	Distance Travelled	Gross Time/Margin
												1:17.30 (0:31.10)	1:00.40 (0:29.30)	0:57.40 (0:28.10)	0:55.70 (0:27.60)				
8	9	FREDRHYS	55.06	0:28.66	04.14	07.72	14.84	1:00.32	0:57.80	0:58.69	0:47.68 [7]	1:18.87 [10]	1:48.00 [9]	2:16.67 [8]	2:46.70 [8]	1:59.01	1:59.77	0m	59.57m
		(0:31.18)	(0:29.14)	(0:28.66)								(0:30.03)							
		Michael Bellman	Lead	Q3			201m	804m	805m	806m	628m	403m	402m	404m	403m	1612m			
9	11	MY JERRY	55.09	0:28.74	04.20	07.76	15.12	1:00.06	0:58.27	0:59.10	0:47.85 [8]	1:18.37 [8]	1:47.91 [8]	2:16.64 [7]	2:47.00 [9]	1:59.15	1:59.98	+20m	63.66m
		(0:30.52)	(0:29.53)	(0:28.74)								(0:30.36)							
		Greg Sugars	Lead	Q3			201m	812m	812m	813m	634m	408m	406m	408m	406m	1628m			
10	12	RASTAMON	53.92	0:28.89	04.12	07.78	15.49	1:00.05	0:58.34	0:59.24	0:48.18 [9]	1:18.78 [9]	1:48.24 [10]	2:17.12 [10]	2:47.47 [10]	1:59.28	2:00.32	+26m	69.96m
		(0:30.59)	(0:29.46)	(0:28.89)								(0:30.35)							
		Tina Ridis	Lead	Q3			202m	814m	816m	818m	633m	408m	407m	410m	409m	1634m			
11	7	EVERYBODYLUVSKENNY	54.35	0:29.11	03.88	07.48	15.13	0:59.97	0:58.37	1:00.42	0:48.56 [11]	1:19.27 [12]	1:48.54 [11]	2:17.65 [12]	2:48.96 [11]	2:00.39	2:01.39	+10m	89.85m
		(0:30.71)	(0:29.26)	(0:29.11)								(0:31.31)							
		Damien Burns	Lead	Q3			202m	805m	806m	806m	636m	403m	403m	404m	403m	1613m			
12	4	WAIKARE MAXWELL	59.01	0:29.43	03.56	06.90	13.76	1:00.34	0:58.95	1:05.55	0:47.14 [4]	1:17.97 [5]	1:47.48 [6]	2:16.92 [9]	2:53.03 [12]	2:05.89	2:04.32	+23m	144.53m
		(0:30.83)	(0:29.51)	(0:29.43)								(0:36.12)							
		Graham McDermott	Lead	Q3			199m	814m	815m	814m	632m	407m	408m	408m	407m	1630m			

Scratched: BERATINI (2)

Note: Timing is based on positional data

[] Indicates rank at the end of each section

-:--:- No data available for this section

N/A Information not available

Tabcorp Park Melton VIC - M-CLASS

Race 11: ALWAYS B MIKI VICBRED SUPER SERIES (3YO FILLIES) FINAL (GROUP 1) - 2240m



31 December 2022 - 10:49PM



HARNESS RACING VICTORIA

RANK	TAB	Horse/ Driver	Top Speed (Km/h)	Fastest Section	First 50m 03.21	First 100m 06.33	First 200m 12.92	First Half 1:45.49	Middle Half 2:12.67	Last Half 2:39.56	Lead Time 0:45.90	1st Quarter	2nd Quarter	3rd Quarter	4th Quarter	Last Mile	Mile Rate	Distance Travelled	Gross Time/ Margin
												1:15.50 (0:29.60)	0:59.60 (0:30.00)	0:57.20 (0:27.20)	0:54.10 (0:26.90)				
1	3	AMORE VITA NZ	59.46	0:26.83	03.39	06.77	13.76	0:59.56	0:57.11	0:53.98	0:46.03 [2]	1:15.62 [2]	1:45.59 [2]	2:12.73 [2]	2:39.56 [1]	1:53.53	1:54.60	+25m	2:39.56
		Chris Alford	Lead	Q4			200m	815m	812m	812m	635m	409m	407m	407m	406m				
2	1	ENCIPHER	62.73	0:26.95	03.21	06.33	12.92	0:59.64	0:57.18	0:54.13	0:45.90 [1]	1:15.49 [1]	1:45.49 [1]	2:12.67 [1]	2:39.62 [2]	1:53.77	1:54.68	+2m	0.75m
		Kate Gath	Lead	Q4			200m	804m	806m	806m	629m	403m	403m	404m	403m				
3	10	SOHO HISTORIA	62.15	0:26.92	03.52	06.65	13.18	0:59.63	0:57.14	0:54.07	0:46.12 [3]	1:15.77 [3]	1:45.76 [3]	2:12.91 [3]	2:39.83 [3]	1:53.70	1:54.83	0m	3.53m
		Mark Pitt	Lead	Q4			199m	805m	805m	805m	626m	404m	402m	403m	403m				
4	6	PETILLANTE	61.38	0:27.11	03.35	06.53	13.47	0:59.55	0:57.09	0:54.35	0:46.36 [4]	1:15.92 [4]	1:45.91 [4]	2:13.01 [4]	2:40.26 [4]	1:53.89	1:55.14	+28m	9.23m
		David Moran	Lead	Q3			202m	814m	813m	812m	639m	408m	407m	407m	406m				
5	5	STAR CELEBRITY	61.88	0:27.03	03.30	06.43	13.20	0:59.50	0:57.02	0:54.11	0:46.69 [6]	1:16.25 [6]	1:46.19 [6]	2:13.27 [6]	2:40.30 [5]	1:53.61	1:55.17	+24m	9.83m
		Allan McDonough	Lead	Q4			200m	814m	812m	813m	633m	409m	406m	408m	407m				
6	9	JO AN JO	60.28	0:27.16	03.66	06.88	13.57	0:59.63	0:57.15	0:54.39	0:46.40 [5]	1:16.04 [5]	1:46.04 [5]	2:13.20 [5]	2:40.42 [6]	1:54.02	1:55.26	+1m	11.48m
		James Herbertson	Lead	Q3			200m	805m	805m	806m	627m	404m	403m	403m	403m				
7	11	NONPARREIL	59.06	0:26.94	03.93	07.22	14.06	0:59.61	0:57.13	0:54.08	0:46.74 [7]	1:16.36 [7]	1:46.36 [7]	2:13.50 [7]	2:40.44 [7]	1:53.69	1:55.27	+5m	11.65m
		Greg Sugars	Lead	Q4			200m	805m	806m	809m	628m	403m	403m	404m	406m				

Note: Timing is based on positional data

[] Indicates rank at the end of each section

-:--:- No data available for this section

N/A Information not available

Tabcorp Park Melton VIC - M-CLASS

Race 11: ALWAYS B MIKI VICBRED SUPER SERIES (3YO FILLIES) FINAL (GROUP 1) - 2240m



31 December 2022 - 10:49PM



HARNESS RACING VICTORIA

RANK	TAB	Horse/ Driver	Top Speed (Km/h)	Fastest Section	First 50m	First 100m	First 200m	First Half	Middle Half	Last Half	Lead Time	1st Quarter	2nd Quarter	3rd Quarter	4th Quarter	Last Mile	Mile Rate	Distance Travelled	Gross Time/ Margin
					03.21	06.33	12.92	1:45.49	2:12.67	2:39.56	0:45.90	1:15.50 (0:29.60)	0:59.60 (0:30.00)	0:57.20 (0:27.20)	0:54.10 (0:26.90)				
8	13	TALK TIME	57.31	0:26.94	03.99	07.51	14.72	0:59.32	0:56.75	0:53.89	0:47.66 [11]	1:17.15 [11] (0:29.49)	1:46.98 [11] (0:29.82)	2:13.91 [10] (0:26.94)	2:40.86 [8] (0:26.95)	1:53.20	1:55.56	+27m	17.38m
		Jodi Quinlan	Q4	Q3			200m	813m	813m	818m	634m	408m	405m	409m	410m				
9	2	RELENTLESS ME	62.13	0:27.32	03.22	06.40	13.45	0:59.45	0:57.23	0:54.74	0:47.00 [8]	1:16.55 [8] (0:29.54)	1:46.45 [8] (0:29.91)	2:13.78 [8] (0:27.32)	2:41.20 [9] (0:27.42)	1:54.19	1:55.81	+23m	21.87m
		Anthony Butt	Lead	Q3			201m	815m	812m	813m	633m	409m	406m	407m	406m				
10	4	BEACH LIFE	59.07	0:27.33	03.41	06.79	14.10	0:59.39	0:57.21	0:54.82	0:47.34 [10]	1:16.86 [10] (0:29.51)	1:46.74 [10] (0:29.88)	2:14.07 [11] (0:27.33)	2:41.55 [10] (0:27.49)	1:54.21	1:56.07	+20m	26.66m
		Kerryn Manning	Lead	Q3			200m	812m	812m	811m	634m	408m	405m	408m	404m				
11	12	LEAVE YOUR HAT ON	57.47	0:27.18	03.91	07.33	14.37	0:59.55	0:57.14	0:55.06	0:47.05 [9]	1:16.65 [9] (0:29.59)	1:46.61 [9] (0:29.96)	2:13.79 [9] (0:27.18)	2:41.67 [11] (0:27.88)	1:54.61	1:56.15	+3m	28.14m
		Rebecca Bartley	Lead	Q3			201m	804m	805m	807m	629m	404m	402m	404m	404m				

Scratched: MITZI SAID (7), SOHO RHAPSODY (8)

Note: Timing is based on positional data

[] Indicates rank at the end of each section

-:--:- No data available for this section

N/A Information not available

Tabcorp Park Melton VIC - M-CLASS

Race 12: ALDEBARAN PARK SKYVALLEY VICBRED SUPER SERIES (4YO TROTTING MARES) FINAL (GROUP 1) - 2240m



31 December 2022 - 11:14PM



HARNESS RACING VICTORIA

RANK	TAB	Horse/ Driver	Top Speed (Km/h)	Fastest Section	First 50m	First 100m	First 200m	First Half	Middle Half	Last Half	Lead Time	1st Quarter	2nd Quarter	3rd Quarter	4th Quarter	Last Mile	Mile Rate	Distance Travelled	Gross Time/ Margin
					03.56	06.88	13.63	1:47.48	2:16.41	2:44.95	0:45.50	1:16.40 (0:30.90)	1:02.00 (0:31.10)	1:00.00 (0:28.90)	0:57.40 (0:28.50)				
1	1	VISIONARY	57.37	0:28.25	03.66	07.08	13.95	1:02.00	1:00.07	0:57.19	0:45.75 [3]	1:16.62 [3]	1:47.76 [3]	2:16.69 [4]	2:44.95 [1]	1:59.19	1:58.50	+3m	2:44.95
		Greg Sugars	Lead	Q4			198m	805m	806m	806m	627m	404m	402m	405m	402m				
2	2	KEAYANG XENA	59.01	0:28.80	03.56	06.88	13.63	1:02.00	1:00.08	0:57.73	0:45.50 [1]	1:16.34 [1]	1:47.48 [1]	2:16.41 [1]	2:45.21 [2]	1:59.73	1:58.70	+4m	3.54m
		Glen Craven	Lead	Q4			199m	806m	807m	806m	628m	403m	404m	404m	403m				
3	13	SHEZA PLEASURE	55.47	0:28.73	04.15	07.67	14.88	1:01.59	1:00.02	0:57.61	0:46.11 [6]	1:16.55 [2]	1:47.70 [2]	2:16.56 [3]	2:45.31 [3]	1:59.20	1:58.77	+26m	4.86m
		Nathan Jack	Lead	Q4			202m	817m	813m	811m	634m	411m	407m	407m	405m				
4	11	TIPSY TURVY	54.69	0:27.65	04.22	07.83	15.09	1:02.25	0:58.77	0:56.73	0:46.63 [9]	1:17.76 [10]	1:48.89 [10]	2:16.54 [2]	2:45.61 [4]	1:58.98	1:58.99	+27m	8.93m
		John Caldow	Q3	Q3			201m	816m	814m	816m	631m	410m	407m	409m	408m				
5	4	SANGREAL	57.26	0:28.87	03.67	07.08	14.28	1:02.46	1:00.10	0:57.82	0:45.54 [2]	1:16.86 [4]	1:48.00 [4]	2:16.96 [5]	2:45.82 [5]	2:00.28	1:59.14	+26m	11.79m
		Daryl Douglas	Lead	Q4			199m	815m	811m	811m	635m	410m	406m	406m	406m				
6	5	COPACABANA	58.54	0:28.60	03.57	06.91	13.75	1:02.48	1:00.10	0:57.55	0:45.82 [4]	1:17.15 [6]	1:48.31 [6]	2:17.25 [8]	2:45.85 [6]	2:00.03	1:59.16	+25m	12.12m
		Bailey McDonough	Lead	Q4			200m	814m	813m	814m	632m	408m	407m	406m	408m				
7	3	SENITAS STRENGTH	56.72	0:28.80	03.77	07.24	14.36	1:02.45	1:00.08	0:57.74	0:46.14 [7]	1:17.45 [8]	1:48.60 [8]	2:17.53 [10]	2:46.34 [7]	2:00.19	1:59.51	+25m	18.64m
		James Herbertson	Lead	Q4			199m	815m	814m	816m	631m	408m	407m	408m	408m				

Note: Timing is based on positional data

[] Indicates rank at the end of each section

-:--:- No data available for this section

N/A Information not available

Tabcorp Park Melton VIC - M-CLASS

Race 12: ALDEBARAN PARK SKYVALLEY VICBRED SUPER SERIES (4YO TROTTING MARES) FINAL (GROUP 1) - 2240m



31 December 2022 - 11:14PM



HARNESS RACING VICTORIA

RANK	TAB	Horse/Driver	Top Speed (Km/h)	Fastest Section	First 50m	First 100m	First 200m	First Half	Middle Half	Last Half	Lead Time	1st Quarter	2nd Quarter	3rd Quarter	4th Quarter	Last Mile	Mile Rate	Distance Travelled	Gross Time/Margin
												1:16.40 (0:30.90)	1:02.00 (0:31.10)	1:00.00 (0:28.90)	0:57.40 (0:28.50)				
8	6	KYVALLEYHONEYBUNNY	52.72	0:28.61	03.83	08.01	15.91	1:01.61	1:00.17	0:57.61	0:47.13 [11]	1:17.56 [9]	1:48.74 [9]	2:17.75 [11]	2:46.36 [8]	1:59.23	1:59.52	+8m	18.94m
		Chris Alford	Q4	Q4			202m	804m	806m	811m	630m	403m	401m	406m	406m				
9	7	ILLAWONG MOONBEAM	54.23	0:27.85	04.26	08.16	15.57	1:02.08	0:58.95	0:57.28	0:47.11 [10]	1:18.10 [11]	1:49.20 [11]	2:17.04 [6]	2:46.48 [9]	1:59.36	1:59.61	+26m	20.55m
		Anthony Butt	Q3	Q3			200m	814m	815m	816m	631m	408m	407m	409m	408m				
10	9	THEBESTBOURBON	56.10	0:29.01	04.01	07.49	14.73	1:02.01	1:00.20	0:58.06	0:46.44 [8]	1:17.26 [7]	1:48.45 [7]	2:17.46 [9]	2:46.51 [10]	2:00.07	1:59.63	+2m	21.03m
		Grant Forrest	Lead	Q3			200m	804m	805m	806m	629m	403m	403m	404m	403m				
11	8	APPEARFROMNOWHERE	56.35	0:29.07	04.01	07.47	14.46	1:01.96	1:00.20	1:00.43	0:46.06 [5]	1:16.90 [5]	1:48.03 [5]	2:17.10 [7]	2:48.46 [11]	2:02.39	2:01.03	0m	47.13m
		Tayla French	Lead	Q3			199m	804m	805m	805m	628m	402m	402m	404m	402m				
12	12	TICTOK	51.16	0:23.73	04.50	09.92	21.01	0:56.09	0:56.96	1:08.16	0:59.74 [12]	1:32.10 [12]	1:55.83 [12]	2:29.07 [12]	3:04.00 [12]	2:04.26	2:12.20	+13m	255.53m
		Michael Bellman	Q3	Q2			200m	810m	806m	809m	630m	408m	403m	404m	405m				

Scratched: ALDEBARAN GWEN (10)

Note: Timing is based on positional data

[] Indicates rank at the end of each section

-:--:- No data available for this section

N/A Information not available