

# Tabcorp Park Melton VIC - M-CLASS

## Race 1: HERO BATTLE OF THE CLAIMERS (HEAT) - 1720m

29 October 2022 - 6:27PM



HARNESS RACING VICTORIA

RANK	TAB	Horse/ Driver	Top Speed (Km/h)	Fastest Section	First 50m	First 100m	First 200m	First Half	Middle Half	Last Half	Lead Time	1st Quarter	2nd Quarter	3rd Quarter	4th Quarter	Last Mile	Mile Rate	Distance Travelled	Gross Time/ Margin
					03.24	06.54	13.46	1:07.11	1:35.39	2:02.45	0:07.11	0:36.79 (0:29.68)	1:07.11 (0:30.32)	1:35.39 (0:28.27)	2:02.45 (0:27.07)				
1	3	MIGHTY FLYING ART NZ	60.29	0:27.07	03.24	06.54	13.46	0:59.99	0:58.60	0:55.34	0:07.11 [1]	0:36.79 [1]	1:07.11 [1]	1:35.39 [1]	2:02.45 [1]	1:55.33	1:54.56	+4m	2:02.45
		Daryl Douglas	Lead	Q4				199m	808m	808m	806m	110m	403m	405m	403m				
2	1	AMILLION PROMISES	58.58	0:27.33	03.40	06.78	13.83	1:00.04	0:58.51	0:55.61	0:07.36 [4]	0:37.17 [3]	1:07.40 [3]	1:35.68 [3]	2:03.01 [2]	1:55.65	1:55.10	+3m	7.36m
		Jack Laugher	Lead	Q4				199m	808m	808m	806m	109m	404m	405m	404m				
3	7	FRANCO HAMPTON NZ	60.81	0:27.69	03.34	06.59	13.55	1:00.15	0:58.49	0:55.91	0:07.14 [2]	0:37.03 [2]	1:07.28 [2]	1:35.51 [2]	2:03.21 [3]	1:56.06	1:55.28	+23m	9.60m
		David Moran	Lead	Q4				202m	820m	815m	814m	110m	414m	407m	409m				
4	8	VAN MARA NZ	58.52	0:27.36	03.67	07.05	14.14	1:00.05	0:58.50	0:55.64	0:07.64 [6]	0:37.46 [5]	1:07.69 [5]	1:35.97 [5]	2:03.33 [4]	1:55.68	1:55.39	+4m	11.47m
		Jason Lee	Lead	Q4				200m	807m	808m	807m	110m	404m	404m	405m				
5	4	GOBSMACKED	59.54	0:27.68	03.28	06.60	13.77	1:00.40	0:58.51	0:55.93	0:07.19 [3]	0:37.33 [4]	1:07.59 [4]	1:35.84 [4]	2:03.52 [5]	1:56.33	1:55.57	+20m	14.34m
		Michael Bellman	Lead	Q4				201m	818m	815m	814m	109m	412m	407m	409m				
6	5	BACKINTOWN	57.11	0:27.25	03.48	07.05	14.46	1:00.30	0:58.60	0:55.60	0:07.71 [7]	0:37.77 [7]	1:08.01 [7]	1:36.37 [7]	2:03.62 [6]	1:55.90	1:55.66	+4m	15.50m
		James Herbertson	Lead	Q4				199m	808m	808m	807m	110m	404m	405m	404m				
7	6	TUPELO BEACH	57.06	0:27.39	03.49	07.14	14.69	1:00.35	0:58.68	0:55.85	0:07.79 [8]	0:37.93 [8]	1:08.15 [8]	1:36.60 [8]	2:04.00 [7]	1:56.20	1:56.02	+18m	20.75m
		Ellen Tormey	Lead	Q4				200m	818m	816m	811m	108m	412m	408m	409m				

Note: Timing is based on positional data

[ ] Indicates rank at the end of each section

-:--:- No data available for this section

N/A Information not available

# Tabcorp Park Melton VIC - M-CLASS

## Race 1: HERO BATTLE OF THE CLAIMERS (HEAT) - 1720m

29 October 2022 - 6:27PM



HARNESS RACING VICTORIA

RANK	TAB	Horse/Driver	Top Speed (Km/h)	Fastest Section	First 50m	First 100m	First 200m	First Half	Middle Half	Last Half	Lead Time	1st Quarter	2nd Quarter	3rd Quarter	4th Quarter	Last Mile	Mile Rate	Distance Travelled	Gross Time/Margin
8	2	POCKET THEDEAL NZ	57.44	0:28.00	03.24	06.54	13.46	1:07.11	1:35.39	2:02.45	0:07.11	0:36.79 (0:29.68)	1:07.11 (0:30.32)	1:35.39 (0:28.27)	2:02.45 (0:27.07)	1:56.82	1:56.34	+19m	25.13m
		Abby Sanderson	Lead	Q4	03.44	06.89	14.05	1:00.36	0:58.71	0:56.46	0:07.51 [5]	0:37.63 [6] (0:30.11)	1:07.88 [6] (0:30.25)	1:36.34 [6] (0:28.46)	2:04.34 [8] (0:28.00)				
							200m	816m	815m	813m	110m	410m	408m	409m	406m	1633m			

Note: Timing is based on positional data

[ ] Indicates rank at the end of each section

-:--:-- No data available for this section

N/A Information not available

# Tabcorp Park Melton VIC - M-CLASS

## Race 2: TAB RISING STARS PACE (1ST HEAT) - 2240m

29 October 2022 - 7:04PM



HARNESS RACING VICTORIA

RANK	TAB	Horse/ Driver	Top Speed (Km/h)	Fastest Section	First 50m 03.20	First 100m 06.33	First 200m 13.12	First Half 1:46.49	Middle Half 2:14.36	Last Half 2:41.71	Lead Time 0:45.28	1st Quarter	2nd Quarter	3rd Quarter	4th Quarter	Last Mile	Mile Rate	Distance Travelled	Gross Time/ Margin
												1:16.10 (0:30.81)	1:46.49 (0:30.39)	2:14.36 (0:27.86)	2:41.71 (0:27.35)				
1	9	HECTOR NZ	60.39	0:26.98	03.76	07.00	13.97	1:00.66	0:57.62	0:54.34	0:46.71 [7]	1:17.12 [7]	1:47.38 [7]	2:14.74 [3]	2:41.71 [1]	1:55.00	1:56.18	+26m	2:41.71
		David Moran	Lead	Q4			200m	813m	815m	816m	632m	408m	406m	410m	407m				
2	1	ULTIMATE VINNIE	60.80	0:27.30	03.44	06.66	13.34	1:01.17	0:58.26	0:55.17	0:45.62 [2]	1:16.41 [2]	1:46.79 [2]	2:14.67 [2]	2:41.97 [2]	1:56.34	1:56.37	+1m	3.39m
		Bailey McDonough	Lead	Q4			199m	803m	805m	807m	627m	403m	401m	404m	404m				
3	2	THE WOLF NZ	61.23	0:27.87	03.36	06.55	13.12	1:01.20	0:58.26	0:55.85	0:45.28 [1]	1:16.10 [1]	1:46.49 [1]	2:14.36 [1]	2:42.34 [3]	1:57.04	1:56.63	+2m	8.22m
		Greg Sugars	Lead	Q3			201m	804m	805m	807m	628m	404m	401m	405m	403m				
4	11	JILLIBY DYNAMITE	58.33	0:27.37	03.89	07.40	14.59	1:00.63	0:57.61	0:54.83	0:47.02 [9]	1:17.42 [9]	1:47.66 [8]	2:15.02 [5]	2:42.49 [4]	1:55.46	1:56.74	+29m	10.35m
		Jason Lee	Lead	Q3			200m	814m	816m	817m	634m	408m	407m	410m	408m				
5	3	ITS EBONYNIVORY	59.73	0:27.63	03.42	06.74	13.56	1:00.69	0:58.32	0:55.63	0:46.39 [6]	1:16.78 [5]	1:47.09 [5]	2:15.09 [6]	2:42.73 [5]	1:56.33	1:56.91	+21m	13.69m
		Rebecca Bartley	Lead	Q4			200m	814m	813m	811m	633m	408m	407m	408m	404m				
6	10	JETS ART	58.87	0:27.69	03.89	07.24	14.28	1:01.09	0:58.39	0:55.71	0:46.27 [5]	1:17.00 [6]	1:47.36 [6]	2:15.40 [9]	2:43.08 [6]	1:56.81	1:57.17	+4m	18.35m
		Nathan Jack	Lead	Q4			200m	804m	805m	809m	629m	403m	402m	404m	405m				
7	7	STAR HUNTER	58.42	0:27.38	03.67	07.19	14.86	1:00.64	0:57.62	0:55.59	0:47.33 [10]	1:17.73 [11]	1:47.97 [10]	2:15.35 [8]	2:43.56 [7]	1:56.22	1:57.51	+32m	24.77m
		James Herbertson	Lead	Q3			203m	813m	814m	816m	639m	408m	406m	409m	408m				

Note: Timing is based on positional data

[ ] Indicates rank at the end of each section

-:--:- No data available for this section

N/A Information not available



# Tabcorp Park Melton VIC - M-CLASS

## Race 2: TAB RISING STARS PACE (1ST HEAT) - 2240m

29 October 2022 - 7:04PM



HARNESS RACING VICTORIA

RANK	TAB	Horse/Driver	Top Speed (Km/h)	Fastest Section	First 50m	First 100m	First 200m	First Half	Middle Half	Last Half	Lead Time	1st Quarter	2nd Quarter	3rd Quarter	4th Quarter	Last Mile	Mile Rate	Distance Travelled	Gross Time/Margin
												1:16.10 (0:30.81)	1:46.49 (0:30.39)	2:14.36 (0:27.86)	2:41.71 (0:27.35)				
8	8	PROSECCO BOY	59.09	0:28.13	03.85	07.15	13.85	1:01.14	0:58.51	0:56.72	0:45.93 [3]	1:16.69 [4]	1:47.07 [4]	2:15.20 [7]	2:43.79 [8]	1:57.86	1:57.68	0m	27.92m
		Ellen Tormey	Lead	Q3				199m	804m	806m	806m	627m	402m	403m	404m				
9	6	RENKO NZ	58.90	0:27.96	03.49	07.06	14.83	1:00.92	0:58.32	0:56.26	0:46.79 [8]	1:17.35 [8]	1:47.71 [9]	2:15.67 [10]	2:43.98 [9]	1:57.19	1:57.81	+7m	30.48m
		Jack Laughher	Lead	Q3				202m	805m	806m	808m	630m	403m	403m	403m				
10	4	WINGATE GUY	60.31	0:27.86	03.36	06.63	13.68	1:00.49	0:58.23	0:56.17	0:47.52 [11]	1:17.64 [10]	1:48.01 [11]	2:15.87 [11]	2:44.19 [10]	1:56.67	1:57.96	+20m	33.29m
		Michael Bellman	Lead	Q3				201m	804m	808m	813m	639m	402m	403m	406m				
11	5	OVER THE ODDS NZ	62.86	0:28.02	03.20	06.33	13.30	1:00.72	0:58.36	0:57.62	0:46.07 [4]	1:16.47 [3]	1:46.80 [3]	2:14.82 [4]	2:44.43 [11]	1:58.35	1:58.13	+22m	36.21m
		Jackie Barker	Lead	Q3				200m	812m	813m	812m	634m	408m	406m	408m				

Note: Timing is based on positional data

[ ] Indicates rank at the end of each section

-:--:-- No data available for this section

N/A Information not available

# Tabcorp Park Melton VIC - M-CLASS

## Race 3: WOODLANDS STUD THE GRADUATE - 2240m

29 October 2022 - 7:38PM



HARNESS RACING VICTORIA

RANK	TAB	Horse/ Driver	Top Speed (Km/h)	Fastest Section	First 50m 03.32	First 100m 06.45	First 200m 13.44	First Half 1:48.38	Middle Half 2:16.60	Last Half 2:44.35	Lead Time 0:46.14	1st Quarter	2nd Quarter	3rd Quarter	4th Quarter	Last Mile	Mile Rate	Distance Travelled	Gross Time/ Margin
												1:18.56 (0:32.42)	1:48.38 (0:29.82)	2:16.60 (0:28.22)	2:44.35 (0:27.74)				
1	6	<b>KHAFAJI</b>	<b>60.25</b>	<b>0:27.74</b>	<b>03.39</b>	<b>06.65</b>	<b>13.63</b>	1:02.25	0:58.04	0:55.96	0:46.13 [1]	<b>1:18.56 [1]</b>	<b>1:48.38 [1]</b>	<b>2:16.60 [1]</b>	<b>2:44.35 [1]</b>	1:58.22	1:58.08	<b>+10m</b>	<b>2:44.35</b>
		David Moran	Lead	Q4				201m	807m	808m		807m	635m	405m	403m				
2	7	<b>HEZA SON OF AGUN</b>	<b>60.50</b>	<b>0:28.11</b>	<b>03.32</b>	<b>06.56</b>	<b>13.85</b>	1:02.06	0:57.91	0:56.28	0:46.67 [3]	<b>1:18.94 [3]</b>	<b>1:48.73 [3]</b>	<b>2:16.85 [2]</b>	<b>2:45.03 [2]</b>	1:58.36	1:58.56	<b>+26m</b>	<b>9.13m</b>
		Glen Craven	Lead	Q3				202m	815m	813m		811m	638m	410m	407m				
3	5	<b>COBBER</b>	<b>56.90</b>	<b>0:27.76</b>	<b>03.68</b>	<b>07.23</b>	<b>14.48</b>	1:01.98	0:57.78	0:55.83	0:47.28 [7]	<b>1:19.56 [6]</b>	<b>1:49.28 [6]</b>	<b>2:17.36 [6]</b>	<b>2:45.11 [3]</b>	1:57.82	1:58.63	<b>+27m</b>	<b>10.34m</b>
		Michael Bellman	Lead	Q4				200m	816m	815m		816m	634m	410m	407m				
4	4	<b>BRUTALLY HANDSOME</b>	<b>62.17</b>	<b>0:28.20</b>	<b>03.32</b>	<b>06.45</b>	<b>13.44</b>	1:02.20	0:58.11	0:56.50	0:46.47 [2]	<b>1:18.87 [2]</b>	<b>1:48.67 [2]</b>	<b>2:16.97 [3]</b>	<b>2:45.18 [4]</b>	1:58.70	1:58.67	<b>+3m</b>	<b>11.01m</b>
		Greg Sugars	Lead	Q4				200m	808m	807m		806m	629m	405m	403m				
5	1	<b>MAJOR MAJOR</b>	<b>58.96</b>	<b>0:28.26</b>	<b>03.59</b>	<b>06.89</b>	<b>13.83</b>	1:02.11	0:58.04	0:56.67	0:46.88 [4]	<b>1:19.22 [4]</b>	<b>1:48.99 [4]</b>	<b>2:17.26 [5]</b>	<b>2:45.67 [5]</b>	1:58.79	1:59.03	<b>0m</b>	<b>17.54m</b>
		Daryl Douglas	Lead	Q3				199m	806m	805m		806m	627m	405m	402m				
6	2	<b>MAC CHEDDAR</b>	<b>57.01</b>	<b>0:28.27</b>	<b>03.72</b>	<b>07.17</b>	<b>14.19</b>	1:02.09	0:57.99	0:56.73	0:47.22 [6]	<b>1:19.59 [7]</b>	<b>1:49.31 [7]</b>	<b>2:17.57 [7]</b>	<b>2:46.04 [6]</b>	1:58.82	1:59.28	<b>+1m</b>	<b>22.65m</b>
		Kerryn Manning	Lead	Q3				200m	806m	804m		806m	629m	404m	402m				
7	3	<b>NINETEENTH MAN</b>	<b>60.00</b>	<b>0:28.23</b>	<b>03.40</b>	<b>06.69</b>	<b>13.97</b>	1:02.03	0:57.98	0:57.48	0:46.96 [5]	<b>1:19.25 [5]</b>	<b>1:48.99 [5]</b>	<b>2:17.22 [4]</b>	<b>2:46.48 [7]</b>	1:59.51	1:59.61	<b>+21m</b>	<b>28.44m</b>
		Nathan Jack	Lead	Q3				200m	815m	813m		812m	633m	409m	406m				

Note: Timing is based on positional data

[ ] Indicates rank at the end of each section

-:--:- No data available for this section

N/A Information not available

# Tabcorp Park Melton VIC - M-CLASS

## Race 4: DNR LOGISTICS 2YO PACE - 1720m

29 October 2022 - 8:13PM



HARNESS RACING VICTORIA

RANK	TAB	Horse/ Driver	Top Speed (Km/h)	Fastest Section	First 50m	First 100m	First 200m	First Half	Middle Half	Last Half	Lead Time	1st Quarter	2nd Quarter	3rd Quarter	4th Quarter	Last Mile	Mile Rate	Distance Travelled	Gross Time/ Margin
					03.15	06.26	12.76	1:05.10	1:32.66	2:01.10	0:06.79	0:35.52 (0:28.73)	1:05.10 (0:29.56)	1:32.66 (0:27.56)	2:01.10 (0:28.44)				
1	4	TECHYS WATCHING	62.28	0:27.56	03.20	06.31	12.76	0:58.28	0:57.14	0:56.01	0:06.80 [2]	0:35.52 [1]	1:05.10 [1]	1:32.66 [1]	2:01.10 [1]	1:54.30	1:53.31	0m	2:01.10
		Kate Gath	Q1	Q3			200m	804m	804m	805m	110m	402m	402m	403m	402m				
2	7	NATURALLY GIFTED	62.41	0:27.76	03.15	06.26	12.83	0:58.36	0:57.18	0:56.37	0:06.78 [1]	0:35.70 [2]	1:05.14 [2]	1:32.89 [2]	2:01.50 [2]	1:54.72	1:53.69	+16m	5.42m
		Greg Sugars	Q1	Q3			201m	812m	811m	811m	110m	408m	405m	407m	405m				
3	3	BOLRAMSKI NZ	59.38	0:27.75	03.40	06.66	13.48	0:58.21	0:57.16	0:56.21	0:07.23 [4]	0:36.03 [4]	1:05.44 [4]	1:33.19 [4]	2:01.65 [3]	1:54.42	1:53.83	+14m	7.44m
		Glen Craven	Lead	Q3			201m	809m	811m	814m	110m	405m	405m	407m	408m				
4	6	DOUGS PLATTER	57.67	0:27.63	03.46	06.92	14.28	0:58.23	0:56.69	0:56.01	0:07.56 [5]	0:36.74 [5]	1:05.80 [5]	1:33.43 [5]	2:01.80 [4]	1:54.24	1:53.97	+21m	9.35m
		Daryl Douglas	Lead	Q3			202m	813m	813m	817m	109m	407m	407m	407m	410m				
5	1	RUMBLE STRIDE NZ	60.49	0:27.56	03.27	06.45	13.12	0:58.31	0:57.10	0:56.81	0:07.04 [3]	0:35.81 [3]	1:05.36 [3]	1:32.91 [3]	2:02.16 [5]	1:55.12	1:54.30	+1m	14.16m
		Ryan Sanderson	Lead	Q3			200m	803m	804m	806m	110m	403m	401m	404m	403m				
6	5	HEATHBERN BRUCE Jack Laughher	Did not track.																15.11m

Scratched: OURMATEMENKO NZ (2)

Note: Timing is based on positional data

[ ] Indicates rank at the end of each section

-:--:- No data available for this section

N/A Information not available

# Tabcorp Park Melton VIC - M-CLASS

## Race 5: BENSTUD STANDARDBREDS QUEEN OF THE PACIFIC (GROUP 1) - 2760m



29 October 2022 - 8:50PM



HARNESS RACING VICTORIA

RANK	TAB	Horse/ Driver	Top Speed (Km/h)	Fastest Section	First 50m	First 100m	First 200m	First Half	Middle Half	Last Half	Lead Time	1st Quarter	2nd Quarter	3rd Quarter	4th Quarter	Last Mile	Mile Rate	Distance Travelled	Gross Time/ Margin
					03.16	06.25	12.69	2:25.36	2:53.05	3:19.77	1:24.45	1:55.01 (0:30.55)	2:25.36 (0:30.36)	2:53.05 (0:27.69)	3:19.77 (0:26.72)				
1	11	LADIES IN RED	59.46	0:26.72	03.78	07.04	14.11	1:00.91	0:58.05	0:54.41	1:24.45 [1]	1:55.01 [1]	2:25.36 [1]	2:53.05 [1]	3:19.77 [1]	1:55.32	1:56.49	+19m	3:19.77
		David Moran	Lead	Q4			200m	805m	805m	805m	1167m	403m	402m	404m	402m				
2	6	TOUGH TILLY	63.12	0:26.56	03.16	06.25	12.76	1:00.90	0:57.98	0:54.25	1:24.97 [3]	1:55.55 [4]	2:25.87 [5]	2:53.54 [5]	3:20.11 [2]	1:55.14	1:56.68	+2m	4.38m
		Kate Gath	Lead	Q4			201m	805m	805m	805m	1150m	403m	402m	404m	402m				
3	5	BRAEVIEW KELLY NZ	63.10	0:26.86	03.19	06.30	12.69	1:00.90	0:58.02	0:54.54	1:24.70 [2]	1:55.28 [2]	2:25.61 [3]	2:53.30 [3]	3:20.15 [3]	1:55.45	1:56.71	0m	4.77m
		Anthony Butt	Lead	Q4			200m	805m	805m	806m	1148m	403m	402m	404m	403m				
4	1	COMMON COURTESY	60.78	0:27.38	03.43	06.64	13.23	1:00.89	0:58.10	0:55.15	1:25.26 [5]	1:55.82 [6]	2:26.15 [7]	2:53.92 [6]	3:21.30 [4]	1:56.04	1:57.38	+2m	20.29m
		Connor Ronan	Lead	Q4			199m	806m	806m	805m	1148m	404m	403m	404m	402m				
5	7	DOUGS BABE	61.42	0:27.64	03.19	06.40	13.15	1:00.37	0:57.74	0:55.79	1:25.16 [4]	1:55.44 [3]	2:25.53 [2]	2:53.17 [2]	3:21.32 [5]	1:56.15	1:57.39	+31m	20.48m
		Michael Bellman	Lead	Q3			202m	816m	813m	811m	1161m	410m	407m	407m	406m				
6	8	SARAH ANNE	59.46	0:27.18	03.75	07.03	13.69	1:00.89	0:58.13	0:54.97	1:25.56 [7]	1:56.11 [8]	2:26.46 [9]	2:54.24 [9]	3:21.43 [6]	1:55.86	1:57.45	+4m	22.14m
		Greg Sugars	Lead	Q4			198m	806m	807m	808m	1148m	404m	403m	405m	404m				
7	13	MONA MIA	57.16	0:27.37	03.95	07.37	14.47	1:00.37	0:57.42	0:55.62	1:25.74 [8]	1:56.06 [7]	2:26.11 [6]	2:53.48 [4]	3:21.73 [7]	1:55.99	1:57.63	+28m	26.11m
		Ryan Sanderson	Lead	Q3			200m	814m	814m	814m	1158m	409m	406m	409m	406m				

Note: Timing is based on positional data

[ ] Indicates rank at the end of each section

-:--:- No data available for this section

N/A Information not available

# Tabcorp Park Melton VIC - M-CLASS

## Race 5: BENSTUD STANDARDBREDS QUEEN OF THE PACIFIC (GROUP 1) - 2760m



29 October 2022 - 8:50PM



HARNESS RACING VICTORIA

RANK	TAB	Horse/ Driver	Top Speed (Km/h)	Fastest Section	First 50m	First 100m	First 200m	First Half	Middle Half	Last Half	Lead Time	1st Quarter	2nd Quarter	3rd Quarter	4th Quarter	Last Mile	Mile Rate	Distance Travelled	Gross Time/ Margin
					03.16	06.25	12.69	2:25.36	2:53.05	3:19.77	1:24.45	1:55.01 (0:30.55)	2:25.36 (0:30.36)	2:53.05 (0:27.69)	3:19.77 (0:26.72)				
8	12	RUBY WINGATE	57.80	0:27.52	03.84	07.23	14.21	1:00.84	0:58.07	0:55.23	1:25.90 [9]	1:56.40 [10]	2:26.75 [10]	2:54.47 [10]	3:21.99 [8]	1:56.08	1:57.78	+5m	29.75m
		James Herbertson	Lead	Q4			201m	807m	808m	808m	1149m	403m	404m	405m	404m				
9	4	ITS BEAUJOLAIS	58.41	0:27.68	03.54	06.91	14.34	1:00.34	0:57.70	0:57.04	1:26.06 [10]	1:56.38 [9]	2:26.41 [8]	2:54.08 [8]	3:23.44 [9]	1:57.38	1:58.63	+39m	48.61m
		Rebecca Bartley	Lead	Q3			202m	814m	815m	817m	1167m	409m	406m	409m	409m				
10	3	JENDEN STRIKE	59.90	0:27.82	03.40	06.67	13.95	1:00.26	0:58.16	0:57.27	1:26.80 [11]	1:56.72 [11]	2:27.06 [11]	2:54.88 [11]	3:24.33 [10]	1:57.53	1:59.15	+7m	60.71m
		Nathan Jack	Lead	Q3			200m	807m	805m	806m	1153m	405m	403m	404m	403m				
11	2	AUNTY BELLA	61.73	0:28.19	03.28	06.46	13.62	1:00.37	0:58.28	0:58.76	1:25.47 [6]	1:55.77 [5]	2:25.84 [4]	2:54.04 [7]	3:24.61 [11]	1:59.14	1:59.31	+28m	64.59m
		Abbey Turnbull	Lead	Q3			200m	816m	813m	811m	1159m	409m	407m	407m	406m				

Scratched: TREACHERY (9), VINCENZINA (10)

Note: Timing is based on positional data

[ ] Indicates rank at the end of each section

-:--:-- No data available for this section

N/A Information not available



# Tabcorp Park Melton VIC - M-CLASS

## Race 6: LOGICAL STAFFING SOLUTIONS PACE - 2240m

29 October 2022 - 9:23PM



HARNESS RACING VICTORIA


RANK	TAB	Horse/ Driver	Top Speed (Km/h)	Fastest Section	First 50m	First 100m	First 200m	First Half	Middle Half	Last Half	Lead Time	1st Quarter	2nd Quarter	3rd Quarter	4th Quarter	Last Mile	Mile Rate	Distance Travelled	Gross Time/ Margin
					03.25	06.42	13.19	1:46.55	2:13.90	2:41.22	0:45.96	1:16.59 (0:30.64)	1:46.55 (0:29.96)	2:13.90 (0:27.35)	2:41.22 (0:27.32)				
1	9	BETTOR BE THE BOMB	61.57	0:27.33	03.59	06.78	13.65	1:00.60	0:57.31	0:54.66	0:45.95 [1]	1:16.59 [1] (0:30.64)	1:46.55 [1] (0:29.96)	2:13.90 [1] (0:27.34)	2:41.22 [1] (0:27.33)	1:55.27	1:55.83	+7m	2:41.22
		Anthony Butt	Lead	Q4			201m	805m	805m	806m	634m	403m	403m	403m	404m				
2	1	LETSROCKLETSROLL	61.46	0:27.11	03.33	06.48	13.19	1:00.79	0:57.28	0:54.42	0:46.05 [2]	1:16.90 [2] (0:30.84)	1:46.84 [3] (0:29.95)	2:14.17 [3] (0:27.32)	2:41.27 [2] (0:27.11)	1:55.21	1:55.87	0m	0.84m
		Nathan Jack	Lead	Q4			198m	804m	805m	805m	627m	402m	403m	403m	403m				
3	7	HULI NIEN	56.55	0:26.68	03.70	07.46	14.61	1:00.67	0:56.44	0:53.65	0:47.19 [10]	1:18.10 [11] (0:30.91)	1:47.86 [10] (0:29.76)	2:14.54 [7] (0:26.68)	2:41.51 [3] (0:26.97)	1:54.32	1:56.04	+30m	3.96m
		John Justice	Q3	Q3			201m	815m	815m	818m	634m	409m	407m	409m	410m				
4	11	TANGO TARA NZ	56.98	0:27.26	03.93	07.38	14.32	1:00.34	0:57.09	0:54.90	0:46.38 [5]	1:16.90 [3] (0:30.51)	1:46.73 [2] (0:29.83)	2:13.99 [2] (0:27.26)	2:41.63 [4] (0:27.65)	1:55.24	1:56.12	+23m	5.53m
		Kate Gath	Lead	Q3			200m	814m	812m	813m	635m	409m	405m	407m	406m				
5	10	BULLETPROOF BOY	59.95	0:26.71	03.82	07.08	13.95	1:00.69	0:56.52	0:54.20	0:46.88 [8]	1:17.76 [9] (0:30.88)	1:47.56 [8] (0:29.81)	2:14.28 [5] (0:26.71)	2:41.77 [5] (0:27.49)	1:54.89	1:56.23	+28m	7.54m
		Scott Ewen	Lead	Q3			199m	815m	814m	817m	632m	409m	406m	409m	409m				
6	5	MAKE WAY NZ	61.09	0:27.27	03.30	06.53	13.78	1:00.64	0:57.08	0:54.80	0:46.35 [4]	1:17.20 [5] (0:30.84)	1:47.00 [4] (0:29.81)	2:14.27 [4] (0:27.27)	2:41.81 [6] (0:27.53)	1:55.45	1:56.25	+29m	7.95m
		Greg Sugars	Lead	Q3			201m	813m	812m	812m	640m	408m	406m	407m	406m				
7	4	SHORTYS MATE NZ	57.26	0:27.13	03.60	07.12	14.52	1:00.66	0:57.24	0:54.47	0:46.70 [7]	1:17.47 [6] (0:30.76)	1:47.37 [7] (0:29.90)	2:14.70 [9] (0:27.34)	2:41.84 [7] (0:27.13)	1:55.13	1:56.27	+5m	8.38m
		Ellen Tormey	Lead	Q4			201m	805m	805m	805m	632m	404m	402m	403m	403m				

Note: Timing is based on positional data

[ ] Indicates rank at the end of each section

-:--:-- No data available for this section

N/A Information not available



# Tabcorp Park Melton VIC - M-CLASS

## Race 6: LOGICAL STAFFING SOLUTIONS PACE - 2240m

29 October 2022 - 9:23PM



HARNESS RACING VICTORIA

RANK	TAB	Horse/ Driver	Top Speed (Km/h)	Fastest Section	First 50m	First 100m	First 200m	First Half	Middle Half	Last Half	Lead Time	1st Quarter	2nd Quarter	3rd Quarter	4th Quarter	Last Mile	Mile Rate	Distance Travelled	Gross Time/ Margin
					03.25	06.42	13.19	1:46.55	2:13.90	2:41.22	0:45.96	1:16.59 (0:30.64)	1:46.55 (0:29.96)	2:13.90 (0:27.35)	2:41.22 (0:27.32)				
8	8	<b>BONCEL BENJAMIN</b>	<b>61.79</b>	<b>0:27.33</b>	<b>03.59</b>	<b>06.74</b>	<b>13.47</b>	1:00.79	0:57.25	0:54.75	0:46.31 [3]	<b>1:17.18 [4]</b>	<b>1:47.10 [5]</b>	<b>2:14.43 [6]</b>	<b>2:41.85 [8]</b>	1:55.54	1:56.28	<b>+1m</b>	<b>8.65m</b>
		Leigh Sutton	Lead	Q3				197m	805m	806m	806m	625m	404m	402m	405m				
9	2	<b>KHAKI NUI NZ</b>	<b>61.73</b>	<b>0:27.27</b>	<b>03.25</b>	<b>06.42</b>	<b>13.32</b>	1:00.68	0:57.09	0:54.72	0:46.61 [6]	<b>1:17.47 [7]</b>	<b>1:47.28 [6]</b>	<b>2:14.56 [8]</b>	<b>2:42.01 [9]</b>	1:55.40	1:56.40	<b>+22m</b>	<b>10.88m</b>
		Daryl Douglas	Lead	Q3				198m	814m	812m	812m	631m	409m	406m	407m				
10	3	<b>JEAN LUC NZ</b>	<b>60.33</b>	<b>0:27.01</b>	<b>03.38</b>	<b>06.56</b>	<b>13.59</b>	1:00.36	0:56.90	0:54.43	0:47.61 [11]	<b>1:18.09 [10]</b>	<b>1:47.98 [11]</b>	<b>2:14.98 [11]</b>	<b>2:42.41 [10]</b>	1:54.79	1:56.68	<b>+10m</b>	<b>15.85m</b>
		Jackie Barker	Lead	Q3				200m	805m	805m	805m	636m	404m	403m	404m				
11	6	<b>BOY FROM BONDI</b>	<b>57.73</b>	<b>0:27.22</b>	<b>03.54</b>	<b>07.03</b>	<b>14.69</b>	1:00.64	0:57.11	0:54.85	0:47.00 [9]	<b>1:17.75 [8]</b>	<b>1:47.65 [9]</b>	<b>2:14.87 [10]</b>	<b>2:42.50 [11]</b>	1:55.49	1:56.75	<b>+14m</b>	<b>17.07m</b>
		Jordan Leedham	Lead	Q3				202m	806m	808m	811m	634m	404m	403m	406m				

Note: Timing is based on positional data

[ ] Indicates rank at the end of each section

-:--:- No data available for this section


N/A Information not available

# Tabcorp Park Melton VIC - M-CLASS

## Race 7: CATANACH'S JEWELLERS 4YO & 5YO CHAMPIONSHIP (GROUP 2) - 2240m



29 October 2022 - 9:55PM



HARNESS RACING VICTORIA

RANK	TAB	Horse/Driver	Top Speed (Km/h)	Fastest Section	First 50m	First 100m	First 200m	First Half	Middle Half	Last Half	Lead Time	1st Quarter	2nd Quarter	3rd Quarter	4th Quarter	Last Mile	Mile Rate	Distance Travelled	Gross Time/Margin
												1:15.23 (0:30.79)	1:44.82 (0:29.57)	2:12.40 (0:27.57)	2:39.06 (0:26.66)				
1	10	<b>ACT NOW</b>	<b>59.16</b>	<b>0:26.66</b>	03.77	07.11	14.26	1:00.06	0:57.16	0:54.25	0:44.76 [4]	<b>1:15.23 [1]</b>	<b>1:44.82 [1]</b>	<b>2:12.40 [1]</b>	<b>2:39.06 [1]</b>	1:54.30	1:54.28	+14m	2:39.06
		Jodi Quinlan	Lead	Q4				201m	810m	805m	807m	637m	409m	402m	405m				
2	11	<b>BETTER ECLIPSE</b>	<b>57.68</b>	<b>0:26.55</b>	03.89	07.38	14.63	0:59.31	0:56.81	0:54.13	0:45.62 [10]	<b>1:15.72 [5]</b>	<b>1:44.94 [2]</b>	<b>2:12.53 [2]</b>	<b>2:39.07 [2]</b>	1:53.44	1:54.28	+23m	0.21m
		Greg Sugars	Lead	Q4				201m	820m	814m	811m	634m	412m	409m	406m				
3	5	<b>NARUTAC PRINCE</b>	<b>60.81</b>	<b>0:26.45</b>	03.38	06.63	13.68	1:00.66	0:57.18	0:54.03	0:44.44 [1]	<b>1:15.54 [3]</b>	<b>1:45.11 [3]</b>	<b>2:12.71 [3]</b>	<b>2:39.15 [3]</b>	1:54.70	1:54.34	+6m	1.44m
		David Moran	Lead	Q4				201m	805m	805m	806m	635m	404m	402m	404m				
4	9	<b>SPRING IN HIS STEP</b>	<b>57.36</b>	<b>0:27.28</b>	03.86	07.34	14.34	0:59.98	0:57.43	0:54.89	0:45.21 [7]	<b>1:15.37 [2]</b>	<b>1:45.20 [4]</b>	<b>2:12.81 [4]</b>	<b>2:40.08 [4]</b>	1:54.87	1:55.01	+23m	13.71m
		Nathan Jack	Lead	Q4				200m	819m	813m	812m	632m	413m	407m	408m				
5	4	<b>CHEROKEE JOE</b>	<b>62.55</b>	<b>0:27.28</b>	03.27	06.39	13.13	1:00.74	0:57.19	0:54.82	0:44.75 [3]	<b>1:15.82 [6]</b>	<b>1:45.49 [6]</b>	<b>2:13.02 [6]</b>	<b>2:40.31 [5]</b>	1:55.56	1:55.18	0m	16.70m
		Bailey McDonough	Lead	Q4				199m	805m	806m	806m	629m	403m	403m	404m				
6	8	<b>BEYOND DELIGHT</b>	<b>59.03</b>	<b>0:26.48</b>	03.81	07.19	14.16	1:00.79	0:56.27	0:54.28	0:45.56 [9]	<b>1:16.56 [11]</b>	<b>1:46.37 [11]</b>	<b>2:12.84 [5]</b>	<b>2:40.65 [6]</b>	1:55.07	1:55.42	+20m	21.35m
		Kate Gath	Lead	Q3				199m	816m	817m	817m	627m	409m	408m	410m				
7	7	<b>LA CAPTAIN</b>	<b>57.40</b>	<b>0:27.56</b>	03.51	07.18	14.84	1:00.17	0:57.23	0:55.23	0:45.89 [11]	<b>1:16.39 [10]</b>	<b>1:46.06 [9]</b>	<b>2:13.63 [10]</b>	<b>2:41.28 [7]</b>	1:55.40	1:55.88	+7m	30.08m
		Kylie Sugars	Lead	Q3				201m	808m	806m	806m	632m	405m	404m	403m				

Note: Timing is based on positional data

[ ] Indicates rank at the end of each section

-:--:- No data available for this section

N/A Information not available

# Tabcorp Park Melton VIC - M-CLASS

## Race 7: CATANACH'S JEWELLERS 4YO & 5YO CHAMPIONSHIP (GROUP 2) - 2240m



29 October 2022 - 9:55PM



HARNESS RACING VICTORIA

RANK	TAB	Horse/Driver	Top Speed (Km/h)	Fastest Section	First 50m	First 100m	First 200m	First Half	Middle Half	Last Half	Lead Time	1st Quarter	2nd Quarter	3rd Quarter	4th Quarter	Last Mile	Mile Rate	Distance Travelled	Gross Time/Margin
												1:15.23 (0:30.79)	1:44.82 (0:29.57)	2:12.40 (0:27.57)	2:39.06 (0:26.66)				
8	3	<b>PULL THE OTHER LEG NZ</b>	<b>61.38</b>	<b>0:27.56</b>	<b>03.32</b>	<b>06.51</b>	<b>13.54</b>	1:00.74	0:57.27	0:55.53	0:45.03 [6]	<b>1:16.07 [8]</b>	<b>1:45.77 [8]</b>	<b>2:13.34 [8]</b>	<b>2:41.31 [8]</b>	1:56.27	1:55.89	<b>+1m</b>	<b>30.09m</b>
		Jordan Leedham	Lead	Q3			200m	805m	807m	806m	630m	403m	403m	405m	403m				
9	2	<b>OZZIE PLAYBOY</b>	<b>57.68</b>	<b>0:27.70</b>	<b>03.63</b>	<b>07.03</b>	<b>13.98</b>	1:00.85	0:57.50	0:55.97	0:44.91 [5]	<b>1:15.96 [7]</b>	<b>1:45.77 [7]</b>	<b>2:13.46 [9]</b>	<b>2:41.73 [9]</b>	1:56.81	1:56.20	<b>+25m</b>	<b>35.71m</b>
		Jack Laugher	Lead	Q3			200m	817m	814m	815m	633m	411m	407m	408m	408m				
10	1	<b>STAG PARTY NZ</b>	<b>59.07</b>	<b>0:27.70</b>	<b>03.51</b>	<b>06.87</b>	<b>13.86</b>	1:00.75	0:57.53	0:55.81	0:45.33 [8]	<b>1:16.25 [9]</b>	<b>1:46.09 [10]</b>	<b>2:13.79 [11]</b>	<b>2:41.89 [10]</b>	1:56.56	1:56.31	<b>+17m</b>	<b>37.99m</b>
		Kerryn Manning	Lead	Q3			199m	813m	815m	816m	627m	407m	407m	409m	409m				
11	6	<b>FIRE FOX NZ</b>	<b>59.56</b>	<b>0:27.71</b>	<b>03.38</b>	<b>06.74</b>	<b>13.87</b>	1:00.88	0:57.53	0:57.62	0:44.60 [2]	<b>1:15.67 [4]</b>	<b>1:45.48 [5]</b>	<b>2:13.20 [7]</b>	<b>2:43.11 [11]</b>	1:58.50	1:57.19	<b>+26m</b>	<b>54.09m</b>
		James Herbertson	Lead	Q3			201m	815m	813m	813m	637m	410m	406m	407m	406m				

Note: Timing is based on positional data

[ ] Indicates rank at the end of each section

-:--:- No data available for this section

N/A Information not available

# Tabcorp Park Melton VIC - M-CLASS

## Race 8: ALLIED EXPRESS PACE - 2240m

29 October 2022 - 10:28PM



HARNESS RACING VICTORIA

RANK	TAB	Horse/ Driver	Top Speed (Km/h)	Fastest Section	First 50m	First 100m	First 200m	First Half	Middle Half	Last Half	Lead Time	1st Quarter	2nd Quarter	3rd Quarter	4th Quarter	Last Mile	Mile Rate	Distance Travelled	Gross Time/ Margin
					03.27	06.57	13.55	1:44.94	2:12.80	2:40.64	0:46.16	1:15.30 (0:29.14)	1:44.94 (0:29.64)	2:12.80 (0:27.86)	2:40.64 (0:27.84)				
1	2	JILLIBY NITRO	60.67	0:27.56	03.27	06.57	13.76	0:58.79	0:57.48	0:55.41	0:46.44 [3]	1:15.57 [3]	1:45.23 [3]	2:13.06 [3]	2:40.64 [1]	1:54.20	1:55.41	0m	2:40.64
		Jason Lee	Lead	Q4			199m	804m	805m	806m	628m	402m	403m	403m	404m				
2	7	RICK REILLY NZ	56.68	0:27.38	03.74	07.41	14.79	0:58.74	0:57.39	0:55.17	0:46.91 [6]	1:16.05 [6]	1:45.66 [6]	2:13.43 [6]	2:40.82 [2]	1:53.90	1:55.54	+27m	2.43m
		Jack Laugher	Lead	Q4			202m	813m	814m	817m	635m	408m	406m	409m	409m				
3	4	SANDAY	59.50	0:27.86	03.40	06.71	13.55	0:58.77	0:57.50	0:56.18	0:46.16 [1]	1:15.30 [1]	1:44.94 [1]	2:12.80 [1]	2:41.11 [3]	1:54.94	1:55.75	+1m	6.29m
		Kate Gath	Lead	Q3			201m	804m	805m	806m	629m	403m	402m	404m	402m				
4	6	ALLSHOOKUP	56.89	0:27.76	03.78	07.31	14.40	0:58.77	0:57.39	0:55.94	0:46.57 [4]	1:15.72 [4]	1:45.36 [4]	2:13.12 [4]	2:41.30 [4]	1:54.71	1:55.89	+24m	8.84m
		Nathan Jack	Lead	Q3			201m	814m	813m	815m	634m	409m	406m	408m	407m				
5	3	KNIGHTS TEMPLAR	57.99	0:27.71	03.48	07.13	15.07	0:58.73	0:57.40	0:55.51	0:47.18 [8]	1:16.32 [8]	1:45.92 [8]	2:13.72 [8]	2:41.42 [5]	1:54.24	1:55.98	+26m	10.49m
		Anthony Butt	Lead	Q4			201m	814m	813m	817m	633m	409m	406m	408m	409m				
6	8	MAJOR DELICO	58.47	0:27.76	03.76	07.14	14.37	0:58.78	0:57.43	0:56.08	0:47.05 [7]	1:16.17 [7]	1:45.83 [7]	2:13.60 [7]	2:41.92 [6]	1:54.86	1:56.33	+6m	17.07m
		Rodney Petroff	Lead	Q3			199m	805m	807m	811m	629m	403m	403m	405m	406m				
7	1	FOOLISH PLEASURE	58.64	0:27.87	03.48	06.85	14.07	0:58.77	0:57.55	0:57.28	0:46.75 [5]	1:15.87 [5]	1:45.53 [5]	2:13.41 [5]	2:42.82 [7]	1:56.06	1:56.98	+2m	28.87m
		James Herbertson	Lead	Q3			200m	805m	807m	806m	629m	403m	403m	404m	403m				

Note: Timing is based on positional data

[ ] Indicates rank at the end of each section


-:--:- No data available for this section

N/A Information not available

# Tabcorp Park Melton VIC - M-CLASS

## Race 8: ALLIED EXPRESS PACE - 2240m

29 October 2022 - 10:28PM



HARNESS RACING VICTORIA

RANK	TAB	Horse/Driver	Top Speed (Km/h)	Fastest Section	First 50m	First 100m	First 200m	First Half	Middle Half	Last Half	Lead Time	1st Quarter	2nd Quarter	3rd Quarter	4th Quarter	Last Mile	Mile Rate	Distance Travelled	Gross Time/Margin
8	9	DUKE OF DUNDEE NZ	59.73	0:27.95	03.27	06.57	13.55	1:44.94	2:12.80	2:40.64	0:46.16	1:15.30 (0:29.14)	1:44.94 (0:29.64)	2:12.80 (0:27.86)	2:40.64 (0:27.84)				
		Ellen Tormey	Lead	Q3	03.63	06.99	14.08	0:58.77	0:57.60	0:57.87	0:46.31 [2]	1:15.44 [2] (0:29.12)	1:45.09 [2] (0:29.65)	2:13.04 [2] (0:27.95)	2:42.95 [8] (0:29.92)	1:56.64	1:57.07	+22m	30.75m

Scratched: ITS BEAUJOLAIS (5)

Note: Timing is based on positional data

[ ] Indicates rank at the end of each section

-:--:-- No data available for this section

N/A Information not available

# Tabcorp Park Melton VIC - M-CLASS

## Race 9: TAB RISING STARS PACE (2ND HEAT) - 2240m

29 October 2022 - 10:52PM



HARNESS RACING VICTORIA

RANK	TAB	Horse/Driver	Top Speed (Km/h)	Fastest Section	First 50m	First 100m	First 200m	First Half	Middle Half	Last Half	Lead Time	1st Quarter	2nd Quarter	3rd Quarter	4th Quarter	Last Mile	Mile Rate	Distance Travelled	Gross Time/Margin
												1:16.08 (0:31.08)	1:46.93 (0:30.85)	2:15.76 (0:28.83)	2:44.08 (0:28.32)				
1	1	JUST RALPH	62.34	0:28.02	03.26	06.38	12.97	1:01.89	0:59.63	0:56.84	0:45.34 [2]	1:16.43 [2]	1:47.24 [2]	2:16.05 [3]	2:44.08 [1]	1:58.73	1:57.88	0m	2:44.08
		Jordan Chibnall	Lead	Q4								(0:31.08)	(0:30.81)	(0:28.82)	(0:28.02)				
2	11	CAPTAIN PINS NZ	60.73	0:27.47	03.89	07.34	14.28	1:01.88	0:59.20	0:55.90	0:46.57 [10]	1:17.69 [10]	1:48.47 [10]	2:16.89 [10]	2:44.36 [2]	1:57.78	1:58.09	+33m	3.78m
		Michael Bellman	Lead	Q4								(0:31.11)	(0:30.77)	(0:28.43)	(0:27.47)				
3	8	ROSARITO MISS	62.15	0:28.14	03.41	06.78	13.42	1:01.91	0:59.62	0:56.95	0:45.64 [5]	1:16.74 [4]	1:47.55 [4]	2:16.36 [6]	2:44.50 [3]	1:58.86	1:58.19	+2m	5.41m
		Greg Sugars	Lead	Q4								(0:31.10)	(0:30.81)	(0:28.81)	(0:28.14)				
4	5	MAJOR WATSON NZ	60.94	0:28.03	03.32	06.62	13.90	1:01.93	0:59.26	0:56.52	0:46.25 [9]	1:17.41 [9]	1:48.19 [9]	2:16.66 [9]	2:44.70 [4]	1:58.44	1:58.33	+31m	8.21m
		Daryl Douglas	Lead	Q4								(0:31.15)	(0:30.78)	(0:28.48)	(0:28.03)				
5	7	SASSYOLA	60.13	0:28.11	03.37	06.83	14.22	1:01.90	0:59.31	0:56.60	0:46.22 [8]	1:17.30 [8]	1:48.12 [8]	2:16.61 [8]	2:44.72 [5]	1:58.50	1:58.34	+8m	8.54m
		Jackie Barker	Lead	Q4								(0:31.08)	(0:30.82)	(0:28.49)	(0:28.11)				
6	3	LOMBO HEAVEN	63.21	0:28.54	03.17	06.27	12.96	1:01.97	0:59.28	0:57.17	0:45.61 [4]	1:16.83 [5]	1:47.57 [5]	2:16.12 [4]	2:44.75 [6]	1:59.14	1:58.37	+28m	8.87m
		James Herbertson	Lead	Q3								(0:31.22)	(0:30.75)	(0:28.54)	(0:28.63)				
7	9	STIR ME UP	62.19	0:28.42	03.59	06.80	13.50	1:01.96	0:59.27	0:56.94	0:45.91 [6]	1:17.13 [7]	1:47.88 [7]	2:16.40 [7]	2:44.81 [7]	1:58.90	1:58.41	+29m	9.76m
		Anthony Butt	Lead	Q4								(0:31.21)	(0:30.75)	(0:28.52)	(0:28.42)				

Note: Timing is based on positional data

[ ] Indicates rank at the end of each section

-:--:- No data available for this section

N/A Information not available



# Tabcorp Park Melton VIC - M-CLASS

## Race 9: TAB RISING STARS PACE (2ND HEAT) - 2240m

29 October 2022 - 10:52PM



HARNESS RACING VICTORIA

RANK	TAB	Horse/ Driver	Top Speed (Km/h)	Fastest Section	First 50m	First 100m	First 200m	First Half	Middle Half	Last Half	Lead Time	1st Quarter	2nd Quarter	3rd Quarter	4th Quarter	Last Mile	Mile Rate	Distance Travelled	Gross Time/ Margin
					03.17	06.27	12.96	1:46.93	2:15.76	2:44.08	0:44.99	1:16.08 (0:31.08)	1:46.93 (0:30.85)	2:15.76 (0:28.83)	2:44.08 (0:28.32)				
8	10	TWO SOCK CREEK NZ	60.17	0:28.48	03.76	07.09	13.89	1:01.91	0:59.30	0:57.03	0:45.94 [7]	1:17.04 [6]	1:47.86 [6]	2:16.34 [5]	2:44.89 [8]	1:58.94	1:58.46	+6m	10.93m
		Ellen Tormey	Lead	Q3			199m	804m	807m	812m	628m	403m	402m	406m	407m				
9	2	MUSZTANG	62.08	0:28.83	03.27	06.44	12.94	1:01.93	0:59.68	0:57.99	0:44.99 [1]	1:16.08 [1]	1:46.93 [1]	2:15.76 [1]	2:44.92 [9]	1:59.92	1:58.49	+3m	11.01m
		John Caldwell	Lead	Q3			200m	805m	806m	807m	629m	403m	403m	404m	404m				
10	4	WOTDIDUSAAAY	62.66	0:28.73	03.12	06.38	13.47	1:01.82	0:59.47	0:57.96	0:45.45 [3]	1:16.53 [3]	1:47.27 [3]	2:16.00 [2]	2:45.24 [10]	1:59.79	1:58.72	+27m	15.30m
		Kerryn Manning	Lead	Q3			200m	814m	812m	813m	637m	409m	406m	407m	407m				

Scratched: BEE GEE CEE (6)

Note: Timing is based on positional data

[ ] Indicates rank at the end of each section

-:--:-- No data available for this section

N/A Information not available