

Tabcorp Park Melton VIC - M-CLASS

Race 1: DNR LOGISTICS PACE - 1720m

18 June 2022 - 4:57PM



HARNESS RACING VICTORIA

| RANK | TAB | Horse/ Driver | Top Speed (Km/h) | Fastest Section | First 50m | First 100m | First 200m | First Half | Middle Half | Last Half | Lead Time | 1st Quarter | 2nd Quarter | 3rd Quarter | 4th Quarter | Last Mile | Mile Rate | Distance Travelled | Gross Time/ Margin |
|------|-----|---------------------|---------------------|-----------------|-----------|------------|------------|------------|-------------|-----------|--------------|----------------------|----------------------|----------------------|----------------------|-----------|-----------|--------------------|-----------------------|
| | | | | | 03.26 | 06.44 | 13.01 | 1:05.80 | 1:34.14 | 2:02.18 | 0:07.09 | 0:36.11 (0:29.02) | 1:05.80 (0:29.69) | 1:34.14 (0:28.34) | 2:02.18 (0:28.05) | | | | |
| 1 | 9 | MAGIC MIKE NZ | 57.41 | 0:28.05 | 03.68 | 07.06 | 13.99 | 0:58.15 | 0:57.08 | 0:56.28 | 0:07.75 [7] | 0:37.06 [6] | 1:05.91 [2] | 1:34.14 [1] | 2:02.18 [1] | 1:54.43 | 1:54.32 | +18m | 2:02.18 |
| | | Jack Laugher | Lead | Q4 | | | | 202m | 814m | 813m | 812m | 112m | 408m | 407m | 407m | | | | |
| 2 | 10 | JEREMY WELLS NZ | 56.53 | 0:27.98 | 03.87 | 07.30 | 14.26 | 0:58.15 | 0:57.67 | 0:56.21 | 0:08.02 [8] | 0:36.72 [3] | 1:06.17 [4] | 1:34.40 [3] | 2:02.37 [2] | 1:54.35 | 1:54.50 | +17m | 2.41m |
| | | Nathan Jack | Lead | Q4 | | | | 202m | 815m | 813m | 811m | 111m | 409m | 407m | 407m | | | | |
| 3 | 7 | KOSIMO | 54.91 | 0:27.65 | 03.64 | 07.27 | 14.77 | 0:58.73 | 0:57.51 | 0:55.81 | 0:08.04 [9] | 0:37.42 [8] | 1:06.77 [7] | 1:34.93 [7] | 2:02.59 [3] | 1:54.55 | 1:54.70 | +20m | 5.83m |
| | | Ellen Tormey | Q4 | Q4 | | | | 203m | 816m | 812m | 813m | 110m | 410m | 407m | 406m | | | | |
| 4 | 3 | MONSIEUR DELACOUR | 60.48 | 0:28.04 | 03.28 | 06.49 | 13.05 | 0:59.31 | 0:57.90 | 0:56.26 | 0:07.14 [2] | 0:36.78 [4] | 1:06.46 [6] | 1:34.68 [5] | 2:02.72 [4] | 1:55.56 | 1:54.82 | +18m | 7.31m |
| | | Jodi Quinlan | Q1 | Q4 | | | | 201m | 812m | 813m | 815m | 109m | 408m | 405m | 408m | | | | |
| 5 | 5 | LET IT LINGA | 58.31 | 0:28.05 | 03.33 | 06.68 | 13.42 | 0:59.07 | 0:57.84 | 0:56.34 | 0:07.37 [4] | 0:36.88 [5] | 1:06.44 [5] | 1:34.73 [6] | 2:02.78 [5] | 1:55.41 | 1:54.88 | +2m | 8.05m |
| | | Michael Stanley | Lead | Q4 | | | | 200m | 803m | 804m | 808m | 110m | 402m | 401m | 404m | | | | |
| 6 | 8 | MISTER MCLINTOCK NZ | 58.26 | 0:28.13 | 03.70 | 07.03 | 13.87 | 0:59.10 | 0:57.83 | 0:56.35 | 0:07.70 [5] | 0:37.19 [7] | 1:06.80 [8] | 1:35.02 [8] | 2:03.15 [6] | 1:55.45 | 1:55.23 | 0m | 13.16m |
| | | Anthony Butt | Q1 | Q4 | | | | 200m | 803m | 804m | 806m | 111m | 402m | 402m | 403m | | | | |
| 7 | 11 | MUSZTANG | 55.44 | 0:28.12 | 03.85 | 07.40 | 14.63 | 0:58.99 | 0:57.73 | 0:56.27 | 0:08.12 [10] | 0:37.52 [9] | 1:07.12 [10] | 1:35.24 [10] | 2:03.40 [7] | 1:55.27 | 1:55.46 | +5m | 16.86m |
| | | John Caldow | Lead | Q3 | | | | 202m | 805m | 805m | 809m | 112m | 404m | 402m | 404m | | | | |

Note: Timing is based on positional data

[] Indicates rank at the end of each section

-:--:- No data available for this section

N/A Information not available

Tabcorp Park Melton VIC - M-CLASS

Race 1: DNR LOGISTICS PACE - 1720m

18 June 2022 - 4:57PM



HARNESS RACING VICTORIA

| RANK | TAB | Horse/ Driver | Top Speed (Km/h) | Fastest Section | First 50m | First 100m | First 200m | First Half | Middle Half | Last Half | Lead Time | 1st Quarter | 2nd Quarter | 3rd Quarter | 4th Quarter | Last Mile | Mile Rate | Distance Travelled | Gross Time/ Margin |
|------|-----|------------------|---------------------|-----------------|-----------|------------|------------|------------|-------------|-----------|-------------|----------------------|----------------------|----------------------|----------------------|-----------|-----------|--------------------|-----------------------|
| | | | | | 03.26 | 06.44 | 13.01 | 1:05.80 | 1:34.14 | 2:02.18 | 0:07.09 | 0:36.11 (0:29.02) | 1:05.80 (0:29.69) | 1:34.14 (0:28.34) | 2:02.18 (0:28.05) | | | | |
| 8 | 6 | BABYITSCOLD | 56.56 | 0:28.00 | 03.52 | 07.00 | 14.34 | 0:59.35 | 0:57.32 | 0:56.51 | 0:07.70 [6] | 0:37.75 [10] | 1:07.06 [9] | 1:35.06 [9] | 2:03.56 [8] | 1:55.87 | 1:55.62 | +28m | 19.18m |
| | | Jackson Painting | Lead | Q3 | | | 202m | 819m | 816m | 818m | 111m | 412m | 408m | 409m | 410m | | | | |
| 9 | 1 | REACTOR FACTOR | 60.09 | 0:28.30 | 03.28 | 06.53 | 13.04 | 0:58.93 | 0:57.92 | 0:58.76 | 0:07.17 [3] | 0:36.50 [2] | 1:06.10 [3] | 1:34.41 [4] | 2:04.87 [9] | 1:57.69 | 1:56.84 | +1m | 35.82m |
| | | Darryl Lawlor | Q1 | Q3 | | | 199m | 804m | 805m | 806m | 110m | 402m | 403m | 404m | 403m | | | | |
| 10 | 4 | THOMAS HEIGHTS | 60.92 | 0:28.34 | 03.26 | 06.44 | 13.01 | 0:58.71 | 0:58.03 | 1:00.44 | 0:07.08 [1] | 0:36.11 [1] | 1:05.80 [1] | 1:34.14 [2] | 2:06.23 [10] | 1:59.15 | 1:58.11 | +8m | 54.38m |
| | | Kate Gath | Q1 | Q3 | | | 201m | 811m | 806m | 806m | 110m | 408m | 403m | 404m | 403m | | | | |

Scratched: WYATTFLYNN (2)

Note: Timing is based on positional data

[] Indicates rank at the end of each section

-:--:-- No data available for this section

N/A Information not available

Tabcorp Park Melton VIC - M-CLASS

Race 2: ALDEBARAN PARK TROT - 2240m

18 June 2022 - 5:32PM



HARNESS RACING VICTORIA

| RANK | TAB | Horse/ Driver | Top Speed (Km/h) | Fastest Section | First 50m | First 100m | First 200m | First Half | Middle Half | Last Half | Lead Time | 1st Quarter | 2nd Quarter | 3rd Quarter | 4th Quarter | Last Mile | Mile Rate | Distance Travelled | Gross Time/ Margin |
|------|-----|--------------------|---------------------|-----------------|-----------|------------|------------|------------|-------------|-----------|--------------|----------------------|----------------------|----------------------|----------------------|-----------|-----------|--------------------|-----------------------|
| | | | | | 03.34 | 06.71 | 13.44 | 1:45.94 | 2:15.91 | 2:44.69 | 0:44.44 | 1:15.22 (0:30.78) | 1:45.94 (0:30.72) | 2:15.91 (0:29.97) | 2:44.69 (0:28.78) | | | | |
| 1 | 10 | KYVALLEY CLICHY | 56.02 | 0:28.79 | 03.80 | 07.30 | 14.30 | 1:01.35 | 0:59.69 | 0:57.80 | 0:45.53 [7] | 1:16.22 [7] | 1:46.88 [7] | 2:15.91 [1] | 2:44.69 [1] | 1:59.16 | 1:58.32 | +23m | 2:44.69 |
| | | Anthony Butt | Lead | Q4 | | | 202m | 812m | 813m | 814m | 633m | 407m | 406m | 408m | 407m | | | | |
| 2 | 5 | IMAMAORIJET | 56.87 | 0:29.43 | 03.46 | 06.92 | 14.28 | 0:59.72 | 0:59.40 | 0:59.68 | 0:46.24 [10] | 1:16.55 [9] | 1:45.97 [2] | 2:15.94 [2] | 2:45.65 [2] | 1:59.40 | 1:59.01 | +31m | 12.78m |
| | | Glen Craven | Lead | Q2 | | | 203m | 817m | 814m | 811m | 639m | 409m | 408m | 407m | 405m | | | | |
| 3 | 11 | ZAREM | 56.79 | 0:28.42 | 03.96 | 07.56 | 14.36 | 1:02.02 | 1:00.92 | 0:58.47 | 0:45.17 [5] | 1:16.33 [8] | 1:47.20 [9] | 2:17.25 [10] | 2:45.66 [3] | 2:00.49 | 1:59.02 | 0m | 12.97m |
| | | Ellen Tormey | Lead | Q4 | | | 201m | 803m | 804m | 805m | 629m | 401m | 403m | 402m | 403m | | | | |
| 4 | 8 | PEAKZ LUCK NZ | 58.40 | 0:28.96 | 03.77 | 07.12 | 13.81 | 1:02.00 | 1:00.95 | 0:59.01 | 0:44.89 [3] | 1:16.00 [6] | 1:46.89 [8] | 2:16.96 [8] | 2:45.91 [4] | 2:01.02 | 1:59.20 | +5m | 16.43m |
| | | Kate Gath | Lead | Q4 | | | 201m | 804m | 804m | 809m | 629m | 402m | 402m | 402m | 407m | | | | |
| 5 | 12 | ONE OVER ALL NZ | 56.51 | 0:29.35 | 03.78 | 07.24 | 14.56 | 1:00.07 | 1:00.72 | 1:00.08 | 0:45.87 [9] | 1:15.22 [1] | 1:45.94 [1] | 2:15.95 [3] | 2:46.02 [5] | 2:00.15 | 1:59.28 | +18m | 17.62m |
| | | Greg Sugars | Lead | Q1 | | | 203m | 813m | 804m | 804m | 637m | 412m | 402m | 403m | 402m | | | | |
| 6 | 9 | CHIEF RUNNINGCLOUD | 58.29 | 0:29.50 | 03.77 | 07.11 | 13.97 | 1:01.37 | 1:00.90 | 0:59.73 | 0:45.23 [6] | 1:15.91 [5] | 1:46.60 [6] | 2:16.81 [7] | 2:46.32 [6] | 2:01.09 | 1:59.49 | +23m | 21.61m |
| | | Ross Payne | Lead | Q4 | | | 201m | 813m | 812m | 813m | 634m | 408m | 406m | 406m | 407m | | | | |
| 7 | 3 | SULTAN SASS | 58.68 | 0:30.04 | 03.41 | 06.72 | 13.75 | 1:01.85 | 1:00.93 | 1:00.11 | 0:44.43 [1] | 1:15.40 [2] | 1:46.28 [3] | 2:16.33 [4] | 2:46.40 [7] | 2:01.96 | 1:59.55 | +12m | 22.72m |
| | | Lochie Cook | Lead | Q3 | | | 201m | 806m | 805m | 805m | 636m | 404m | 403m | 403m | 403m | | | | |

Note: Timing is based on positional data

[] Indicates rank at the end of each section

-:--:- No data available for this section

N/A Information not available

Tabcorp Park Melton VIC - M-CLASS

Race 2: ALDEBARAN PARK TROT - 2240m

18 June 2022 - 5:32PM



HARNESS RACING VICTORIA

| RANK | TAB | Horse/Driver | Top Speed (Km/h) | Fastest Section | First 50m | First 100m | First 200m | First Half | Middle Half | Last Half | Lead Time | 1st Quarter | 2nd Quarter | 3rd Quarter | 4th Quarter | Last Mile | Mile Rate | Distance Travelled | Gross Time/Margin |
|------|-----|-------------------|------------------|-----------------|-----------|------------|------------|------------|-------------|-----------|--------------|-------------------|-------------------|-------------------|-------------------|-----------|-----------|--------------------|-------------------|
| | | | | | 03.34 | 06.71 | 13.44 | 1:45.94 | 2:15.91 | 2:44.69 | 0:44.44 | 1:15.22 (0:30.78) | 1:45.94 (0:30.72) | 2:15.91 (0:29.97) | 2:44.69 (0:28.78) | | | | |
| 8 | 1 | IMPERIAL WHIZ NZ | 58.92 | 0:29.90 | 03.41 | 06.72 | 13.44 | 1:01.99 | 1:00.94 | 0:59.95 | 0:44.59 [2] | 1:15.69 [4] | 1:46.57 [5] | 2:16.63 [6] | 2:46.53 [8] | 2:01.94 | 1:59.65 | +2m | 24.49m |
| | | Nathan Jack | Lead | Q4 | | | 199m | 804m | 804m | 805m | 628m | 402m | 403m | 403m | 403m | | | | |
| 9 | 7 | NORQUAY | 54.72 | 0:29.65 | 03.56 | 07.34 | 15.14 | 1:01.83 | 1:00.87 | 0:59.57 | 0:45.72 [8] | 1:16.63 [10] | 1:47.56 [11] | 2:17.50 [12] | 2:47.14 [9] | 2:01.41 | 2:00.08 | +6m | 32.80m |
| | | Chris Svanosio | Lead | Q4 | | | 203m | 802m | 806m | 809m | 631m | 402m | 402m | 405m | 404m | | | | |
| 10 | 4 | ANDOVER SUN | 58.56 | 0:29.92 | 03.34 | 06.71 | 14.06 | 1:00.63 | 1:00.24 | 0:59.97 | 0:46.57 [11] | 1:16.90 [11] | 1:47.21 [10] | 2:17.13 [9] | 2:47.19 [10] | 2:00.60 | 2:00.12 | +32m | 33.18m |
| | | John Caldwell | Lead | Q3 | | | 201m | 813m | 812m | 814m | 639m | 408m | 406m | 406m | 408m | | | | |
| 11 | 6 | TEETREETOMMY | 55.40 | 0:29.72 | 03.55 | 07.13 | 15.05 | 1:01.05 | 1:00.28 | 0:59.78 | 0:46.61 [12] | 1:17.10 [12] | 1:47.66 [12] | 2:17.38 [11] | 2:47.44 [11] | 2:00.83 | 2:00.30 | +20m | 36.64m |
| | | Anne-Maree Conroy | Lead | Q3 | | | 202m | 806m | 813m | 816m | 633m | 402m | 405m | 409m | 407m | | | | |
| 12 | 2 | GOLDEN SUNSET | 58.60 | 0:30.23 | 03.41 | 06.72 | 13.64 | 1:01.38 | 1:00.92 | 1:01.36 | 0:44.91 [4] | 1:15.60 [3] | 1:46.30 [4] | 2:16.52 [5] | 2:47.65 [12] | 2:02.73 | 2:00.45 | +22m | 39.40m |
| | | Juanita Breen | Lead | Q3 | | | 200m | 813m | 812m | 811m | 633m | 408m | 406m | 406m | 405m | | | | |

Note: Timing is based on positional data

[] Indicates rank at the end of each section

-:--:- No data available for this section

N/A Information not available

Tabcorp Park Melton VIC - M-CLASS

Race 3: BENSTUD STANDARDBREDS 3YO PACE - 2240m

18 June 2022 - 6:02PM



HARNESS RACING VICTORIA

| RANK | TAB | Horse/Driver | Top Speed (Km/h) | Fastest Section | First 50m | First 100m | First 200m | First Half | Middle Half | Last Half | Lead Time | 1st Quarter | 2nd Quarter | 3rd Quarter | 4th Quarter | Last Mile | Mile Rate | Distance Travelled | Gross Time/Margin |
|------|-----|---------------------|------------------|-----------------|-----------|------------|------------|------------|-------------|-----------|-------------|-------------------|-------------------|-------------------|-------------------|-----------|-----------|--------------------|-------------------|
| | | | | | | | | | | | | 1:16.18 (0:30.24) | 1:45.51 (0:29.34) | 2:14.65 (0:29.14) | 2:42.76 (0:28.12) | | | | |
| 1 | 5 | JUSTALITTLESIP NZ | 61.43 | 0:27.80 | 03.26 | 06.42 | 13.08 | 0:59.42 | 0:58.44 | 0:56.89 | 0:46.45 [4] | 1:16.53 [4] | 1:45.88 [4] | 2:14.97 [4] | 2:42.76 [1] | 1:56.30 | 1:56.94 | +30m | 2:42.76 |
| | | James Herbertson | Lead | Q4 | | | | | | | | (0:30.07) | (0:29.35) | (0:29.09) | (0:27.80) | | | | |
| 2 | 4 | BRUTALLY HANDSOME | 62.56 | 0:28.26 | 03.20 | 06.27 | 12.83 | 0:59.56 | 0:58.48 | 0:57.39 | 0:45.93 [1] | 1:16.18 [1] | 1:45.51 [1] | 2:14.65 [1] | 2:42.91 [2] | 1:56.97 | 1:57.04 | +7m | 2:04m |
| | | Greg Sugars | Lead | Q4 | | | | | | | | (0:30.24) | (0:29.34) | (0:29.13) | (0:28.26) | | | | |
| 3 | 7 | COBBER | 58.81 | 0:27.71 | 03.44 | 06.85 | 13.82 | 0:59.35 | 0:58.37 | 0:56.74 | 0:47.10 [8] | 1:17.11 [8] | 1:46.45 [8] | 2:15.48 [8] | 2:43.19 [3] | 1:56.09 | 1:57.25 | +26m | 5:77m |
| | | Ryan Sanderson | Lead | Q4 | | | | | | | | (0:30.01) | (0:29.34) | (0:29.03) | (0:27.71) | | | | |
| 4 | 8 | LOCHINVAR JAG | 61.43 | 0:27.95 | 03.48 | 06.60 | 13.28 | 0:59.43 | 0:58.45 | 0:57.05 | 0:46.73 [6] | 1:16.82 [6] | 1:46.16 [6] | 2:15.27 [6] | 2:43.22 [4] | 1:56.48 | 1:57.26 | +26m | 6:09m |
| | | Nathan Jack | Lead | Q4 | | | | | | | | (0:30.09) | (0:29.34) | (0:29.10) | (0:27.95) | | | | |
| 5 | 3 | BET ON THE TIGER NZ | 62.02 | 0:28.55 | 03.20 | 06.31 | 12.99 | 0:59.60 | 0:58.48 | 0:57.63 | 0:46.53 [5] | 1:16.74 [5] | 1:46.13 [5] | 2:15.22 [5] | 2:43.76 [5] | 1:57.23 | 1:57.66 | +2m | 13:41m |
| | | Ellen Tormey | Lead | Q4 | | | | | | | | (0:30.21) | (0:29.39) | (0:29.08) | (0:28.55) | | | | |
| 6 | 1 | VICTORY GEORGE | 60.90 | 0:29.02 | 03.22 | 06.40 | 12.94 | 0:59.56 | 0:58.49 | 0:58.15 | 0:46.24 [3] | 1:16.46 [3] | 1:45.81 [3] | 2:14.94 [2] | 2:43.96 [6] | 1:57.72 | 1:57.80 | 0m | 16:15m |
| | | Jack Laugher | Lead | Q4 | | | | | | | | (0:30.21) | (0:29.36) | (0:29.13) | (0:29.02) | | | | |
| 7 | 2 | CODENAME MARCUS | 59.22 | 0:28.56 | 03.35 | 06.63 | 13.56 | 0:59.48 | 0:58.40 | 0:57.60 | 0:46.93 [7] | 1:17.06 [7] | 1:46.42 [7] | 2:15.45 [7] | 2:44.01 [7] | 1:57.08 | 1:57.84 | +4m | 16:91m |
| | | Ashleigh Markham | Lead | Q4 | | | | | | | | (0:30.12) | (0:29.36) | (0:29.04) | (0:28.56) | | | | |

Note: Timing is based on positional data

[] Indicates rank at the end of each section

-:--:- No data available for this section

N/A Information not available

Tabcorp Park Melton VIC - M-CLASS

Race 3: BENSTUD STANDARDBREDS 3YO PACE - 2240m

18 June 2022 - 6:02PM



HARNESS RACING VICTORIA

| RANK | TAB | Horse/Driver | Top Speed (Km/h) | Fastest Section | First 50m | First 100m | First 200m | First Half | Middle Half | Last Half | Lead Time | 1st Quarter | 2nd Quarter | 3rd Quarter | 4th Quarter | Last Mile | Mile Rate | Distance Travelled | Gross Time/Margin |
|------|-----|--------------|------------------|-----------------|-----------|------------|------------|------------|-------------|-----------|-------------|--------------------------|--------------------------|--------------------------|--------------------------|-----------|-----------|--------------------|-------------------|
| 8 | 6 | IRA POOLE NZ | 61.90 | 0:29.34 | 03.22 | 06.27 | 12.83 | 1:45.51 | 2:14.65 | 2:42.76 | 0:45.93 | 1:16.18 (0:30.24) | 1:45.51 (0:29.34) | 2:14.65 (0:29.14) | 2:42.76 (0:28.12) | | | | |
| | | Anthony Butt | Lead | Q2 | 03.21 | 06.35 | 13.05 | 0:59.51 | 0:58.71 | 0:59.53 | 0:46.06 [2] | 1:16.23 [2] (0:30.17) | 1:45.57 [2] (0:29.34) | 2:14.95 [3] (0:29.37) | 2:45.11 [8] (0:30.17) | 1:59.05 | 1:58.63 | +32m | 31.45m |

Note: Timing is based on positional data

[] Indicates rank at the end of each section

-:--:-- No data available for this section

N/A Information not available

Tabcorp Park Melton VIC - M-CLASS

Race 4: ALLIED EXPRESS CINDERELLA STAKES (GROUP 3) - 1720m

18 June 2022 - 6:34PM



HARNESS RACING VICTORIA

| RANK | TAB | Horse/ Driver | Top Speed (Km/h) | Fastest Section | First 50m | First 100m | First 200m | First Half | Middle Half | Last Half | Lead Time | 1st Quarter | 2nd Quarter | 3rd Quarter | 4th Quarter | Last Mile | Mile Rate | Distance Travelled | Gross Time/ Margin |
|------|-----|------------------|---------------------|--------------------|-----------|------------|------------|------------|-------------|-----------|-------------|--------------------------|--------------------------|--------------------------|--------------------------|-----------|-----------|--------------------|-----------------------|
| | | | | | 03.20 | 06.22 | 12.38 | 1:06.81 | 1:34.80 | 2:01.34 | 0:06.83 | 0:36.09 (0:29.26) | 1:06.81 (0:30.72) | 1:34.80 (0:27.99) | 2:01.34 (0:26.54) | | | | |
| 1 | 5 | TREACHERY | 64.26 | 0:26.54 | 03.20 | 06.22 | 12.38 | 0:59.97 | 0:58.72 | 0:54.53 | 0:06.83 [1] | 0:36.09 [1] (0:29.25) | 1:06.81 [1] (0:30.73) | 1:34.80 [1] (0:27.99) | 2:01.34 [1] (0:26.54) | 1:54.51 | 1:53.54 | +2m | 2:01.34 |
| | | Mark Pitt | Q1 | Q4 | | | 201m | 808m | 805m | 805m | 109m | 406m | 403m | 404m | 403m | | | | |
| 2 | 1 | VINCENZINA | 61.72 | 0:27.00 | 03.26 | 06.42 | 12.71 | 1:00.04 | 0:58.70 | 0:55.00 | 0:07.05 [4] | 0:36.37 [2] (0:29.32) | 1:07.09 [3] (0:30.71) | 1:35.08 [3] (0:28.00) | 2:02.08 [2] (0:27.00) | 1:55.03 | 1:54.23 | 0m | 9.56m |
| | | Richard Brosnan | Q1 | Q4 | | | 199m | 804m | 805m | 805m | 110m | 402m | 403m | 403m | 403m | | | | |
| 3 | 7 | IOLANTA NZ | 56.85 | 0:26.45 | 03.62 | 07.11 | 14.06 | 1:00.13 | 0:58.36 | 0:54.38 | 0:07.82 [8] | 0:37.53 [8] (0:29.71) | 1:07.95 [8] (0:30.42) | 1:35.89 [8] (0:27.93) | 2:02.33 [3] (0:26.45) | 1:54.51 | 1:54.46 | +6m | 13.14m |
| | | Michael Stanley | Q1 | Q4 | | | 203m | 812m | 805m | 805m | 110m | 410m | 403m | 403m | 402m | | | | |
| 4 | 2 | MOMENTSLIKETHESE | 62.50 | 0:27.19 | 03.24 | 06.37 | 12.70 | 1:00.39 | 0:58.68 | 0:55.17 | 0:06.99 [3] | 0:36.69 [4] (0:29.70) | 1:07.39 [5] (0:30.69) | 1:35.38 [5] (0:27.99) | 2:02.56 [5] (0:27.19) | 1:55.56 | 1:54.68 | +2m | 16.08m |
| | | Greg Sugars | Q1 | Q4 | | | 200m | 807m | 806m | 805m | 110m | 405m | 403m | 404m | 403m | | | | |
| 5 | 6 | THE PANTHEIST | 56.90 | 0:26.95 | 03.51 | 06.98 | 13.79 | 0:59.89 | 0:58.42 | 0:55.00 | 0:07.67 [7] | 0:37.18 [7] (0:29.50) | 1:07.56 [6] (0:30.39) | 1:35.60 [6] (0:28.04) | 2:02.56 [4] (0:26.95) | 1:54.88 | 1:54.67 | +19m | 16.25m |
| | | James Herbertson | Q1 | Q4 | | | 201m | 815m | 813m | 814m | 111m | 408m | 407m | 407m | 408m | | | | |
| 6 | 8 | ENCHANTED STRIDE | 59.90 | 0:27.07 | 03.63 | 06.86 | 13.33 | 1:00.13 | 0:58.59 | 0:55.03 | 0:07.52 [6] | 0:37.02 [6] (0:29.50) | 1:07.65 [7] (0:30.63) | 1:35.61 [7] (0:27.96) | 2:02.68 [6] (0:27.07) | 1:55.16 | 1:54.79 | +3m | 18.04m |
| | | David Miles | Q1 | Q4 | | | 200m | 806m | 805m | 807m | 111m | 404m | 403m | 403m | 405m | | | | |
| 7 | 3 | EVA MATEO | 59.29 | 0:27.56 | 03.31 | 06.63 | 13.23 | 0:59.98 | 0:58.47 | 0:55.61 | 0:07.30 [5] | 0:36.86 [5] (0:29.56) | 1:07.28 [4] (0:30.42) | 1:35.34 [4] (0:28.05) | 2:02.90 [7] (0:27.56) | 1:55.60 | 1:54.99 | +15m | 20.92m |
| | | Kerryn Manning | Q1 | Q4 | | | 201m | 814m | 813m | 811m | 110m | 409m | 406m | 407m | 405m | | | | |

Note: Timing is based on positional data

[] Indicates rank at the end of each section


-:--:-- No data available for this section

N/A Information not available

Tabcorp Park Melton VIC - M-CLASS

Race 4: ALLIED EXPRESS CINDERELLA STAKES (GROUP 3) - 1720m

18 June 2022 - 6:34PM



HARNESS RACING VICTORIA

| RANK | TAB | Horse/Driver | Top Speed (Km/h) | Fastest Section | First 50m | First 100m | First 200m | First Half | Middle Half | Last Half | Lead Time | 1st Quarter | 2nd Quarter | 3rd Quarter | 4th Quarter | Last Mile | Mile Rate | Distance Travelled | Gross Time/Margin | | | | | | | | |
|------|-----|------------------|------------------|-----------------|-----------|------------|------------|------------|-------------|-----------|-------------|----------------------|----------------------|----------------------|----------------------|-----------|-----------|--------------------|-------------------|-----------|-----------|-----------|-----------|------|------|------|------|
| 8 | 4 | IM OFF N GONE NZ | 62.31 | 0:28.07 | 03.20 | 06.22 | 12.38 | 1:06.81 | 1:34.80 | 2:01.34 | 0:06.83 | 0:36.09 (0:29.26) | 1:06.81 (0:30.72) | 1:34.80 (0:27.99) | 2:01.34 (0:26.54) | 1:56.27 | 1:55.30 | +16m | 25.08m | | | | | | | | |
| | | Nathan Jack | Q1 | Q3 | 03.23 | 06.35 | 12.95 | 1:00.04 | 0:58.48 | 0:56.24 | 0:06.96 [2] | 0:36.56 [3] | 1:07.00 [2] | 1:35.06 [2] | 2:03.23 [8] | | | | | (0:29.61) | (0:30.42) | (0:28.07) | (0:28.16) | 201m | 814m | 812m | 811m |

Note: Timing is based on positional data

[] Indicates rank at the end of each section

-:--:-- No data available for this section

N/A Information not available

Tabcorp Park Melton VIC - M-CLASS

Race 5: TAB PACE - 1720m

18 June 2022 - 7:01PM



HARNESS RACING VICTORIA

| RANK | TAB | Horse/ Driver | Top Speed (Km/h) | Fastest Section | First 50m | First 100m | First 200m | First Half | Middle Half | Last Half | Lead Time | 1st Quarter | 2nd Quarter | 3rd Quarter | 4th Quarter | Last Mile | Mile Rate | Distance Travelled | Gross Time/ Margin |
|------|-----|----------------------|---------------------|--------------------|-----------|------------|------------|------------|-------------|-----------|--------------|----------------------|----------------------|----------------------|----------------------|-----------|-----------|--------------------|-----------------------|
| | | | | | 03.23 | 06.18 | 12.59 | 1:06.28 | 1:34.39 | 2:01.96 | 0:06.81 | 0:35.36 (0:28.55) | 1:06.28 (0:30.92) | 1:34.39 (0:28.11) | 2:01.96 (0:27.57) | | | | |
| 1 | 1 | RICK REILLY NZ | 60.47 | 0:27.32 | 03.23 | 06.43 | 12.93 | 0:59.47 | 0:58.94 | 0:55.41 | 0:07.07 [2] | 0:35.71 [3] | 1:06.55 [3] | 1:34.65 [4] | 2:01.96 [1] | 1:54.88 | 1:54.12 | +1m | 2:01.96 |
| | | Ellen Tormey | Q1 | Q4 | | | 198m | 806m | 805m | 805m | 108m | 404m | 403m | 403m | 403m | | | | |
| 2 | 5 | LA CAPTAIN | 63.94 | 0:27.74 | 03.17 | 06.18 | 12.59 | 0:59.47 | 0:59.02 | 0:55.85 | 0:06.80 [1] | 0:35.36 [2] | 1:06.28 [1] | 1:34.39 [1] | 2:02.12 [2] | 1:55.32 | 1:54.27 | +2m | 2:05m |
| | | Jordan Leedham | Q1 | Q4 | | | 199m | 806m | 807m | 806m | 110m | 403m | 403m | 405m | 402m | | | | |
| 3 | 6 | MIGHTY FLYING ART NZ | 58.59 | 0:27.62 | 03.33 | 06.66 | 13.56 | 0:59.52 | 0:57.66 | 0:55.38 | 0:07.33 [7] | 0:36.96 [10] | 1:06.86 [5] | 1:34.61 [2] | 2:02.24 [3] | 1:54.90 | 1:54.37 | +26m | 3:62m |
| | | Jayden Brewin | Lead | Q4 | | | 200m | 820m | 818m | 816m | 109m | 412m | 409m | 410m | 407m | | | | |
| 4 | 8 | SANDAY | 59.80 | 0:27.61 | 03.52 | 06.76 | 13.31 | 0:59.43 | 0:58.92 | 0:55.79 | 0:07.43 [8] | 0:36.12 [7] | 1:06.87 [6] | 1:35.04 [7] | 2:02.65 [4] | 1:55.22 | 1:54.76 | 0m | 9:20m |
| | | Kate Gath | Q1 | Q4 | | | 202m | 804m | 805m | 806m | 112m | 403m | 402m | 404m | 403m | | | | |
| 5 | 10 | MAJOR MANBAR | 58.25 | 0:28.21 | 03.62 | 06.94 | 13.73 | 0:58.79 | 0:57.99 | 0:56.47 | 0:07.64 [10] | 0:36.66 [9] | 1:06.43 [2] | 1:34.64 [3] | 2:02.90 [5] | 1:55.26 | 1:55.00 | +18m | 12:54m |
| | | James Herbertson | Lead | Q3 | | | 203m | 817m | 816m | 811m | 112m | 408m | 410m | 407m | 405m | | | | |
| 6 | 4 | CAPTAIN CONFETTI NZ | 60.34 | 0:27.82 | 03.27 | 06.48 | 13.00 | 1:00.39 | 0:59.60 | 0:55.75 | 0:07.13 [3] | 0:35.75 [4] | 1:07.53 [9] | 1:35.35 [9] | 2:03.28 [6] | 1:56.14 | 1:55.35 | +13m | 17:52m |
| | | Abbey Turnbull | Q1 | Q3 | | | 201m | 818m | 808m | 805m | 109m | 412m | 406m | 403m | 403m | | | | |
| 7 | 3 | FRANCO JOLTO | 60.00 | 0:28.09 | 03.27 | 06.48 | 13.18 | 0:59.78 | 0:59.92 | 0:56.44 | 0:07.15 [5] | 0:35.36 [1] | 1:06.93 [7] | 1:35.28 [8] | 2:03.37 [7] | 1:56.22 | 1:55.43 | +21m | 18:71m |
| | | Ellen Rixon | Q1 | Q4 | | | 199m | 820m | 814m | 812m | 109m | 413m | 408m | 407m | 405m | | | | |

Note: Timing is based on positional data

[] Indicates rank at the end of each section


-:--:- No data available for this section

N/A Information not available

Tabcorp Park Melton VIC - M-CLASS

Race 5: TAB PACE - 1720m

18 June 2022 - 7:01PM



HARNESS RACING VICTORIA

| RANK | TAB | Horse/ Driver | Top Speed (Km/h) | Fastest Section | First 50m | First 100m | First 200m | First Half | Middle Half | Last Half | Lead Time | 1st Quarter | 2nd Quarter | 3rd Quarter | 4th Quarter | Last Mile | Mile Rate | Distance Travelled | Gross Time/ Margin |
|------|-----|-------------------|---------------------|-----------------|-----------|------------|------------|------------|-------------|-----------|-------------|----------------------|----------------------|----------------------|----------------------|-----------|-----------|--------------------|-----------------------|
| | | | | | 03.23 | 06.18 | 12.59 | 1:06.28 | 1:34.39 | 2:01.96 | 0:06.81 | 0:35.36 (0:28.55) | 1:06.28 (0:30.92) | 1:34.39 (0:28.11) | 2:01.96 (0:27.57) | | | | |
| 8 | 7 | YANKEE GOLD NZ | 60.71 | 0:28.33 | 03.28 | 06.48 | 13.24 | 0:59.47 | 0:59.04 | 0:56.82 | 0:07.13 [4] | 0:35.91 [5] | 1:06.61 [4] | 1:34.94 [5] | 2:03.43 [8] | 1:56.28 | 1:55.49 | +28m | 19.35m |
| | | Ryan Sanderson | Q1 | Q3 | | | 202m | 825m | 813m | 812m | 109m | 419m | 407m | 406m | 407m | | | | |
| 9 | 2 | BRAEDOS LAD | 59.64 | 0:27.75 | 03.28 | 06.52 | 13.13 | 1:00.03 | 0:58.90 | 0:56.63 | 0:07.18 [6] | 0:36.08 [6] | 1:07.21 [8] | 1:34.97 [6] | 2:03.85 [9] | 1:56.66 | 1:55.88 | +22m | 25.01m |
| | | Jackson Painting | Q1 | Q3 | | | 199m | 814m | 816m | 818m | 110m | 407m | 408m | 409m | 410m | | | | |
| 10 | 9 | LOVE INA CHEVY NZ | 59.22 | 0:27.27 | 03.56 | 06.84 | 13.44 | 1:01.76 | 1:00.16 | 0:55.36 | 0:07.50 [9] | 0:36.37 [8] | 1:09.26 [10] | 1:36.54 [10] | 2:04.63 [10] | 1:57.13 | 1:56.61 | +6m | 35.48m |
| | | Lance Justice | Q1 | Q3 | | | 202m | 810m | 807m | 805m | 112m | 407m | 404m | 404m | 402m | | | | |

Note: Timing is based on positional data

[] Indicates rank at the end of each section

-:--:- No data available for this section

N/A Information not available

Tabcorp Park Melton VIC - M-CLASS

Race 6: VHRC CADUCEUS METROPOLITAN PACE (1ST HEAT) - 2240m

18 June 2022 - 7:33PM



HARNESS RACING VICTORIA

| RANK | TAB | Horse/ Driver | Top Speed (Km/h) | Fastest Section | First 50m | First 100m | First 200m | First Half | Middle Half | Last Half | Lead Time | 1st Quarter | 2nd Quarter | 3rd Quarter | 4th Quarter | Last Mile | Mile Rate | Distance Travelled | Gross Time/ Margin |
|------|-----|-------------------|---------------------|--------------------|--------------|---------------|---------------|---------------|----------------|--------------|--------------|----------------------|----------------------|----------------------|----------------------|--------------|--------------|-----------------------|--------------------------|
| | | | | | | | | | | | | 1:15.88 (0:30.56) | 1:45.55 (0:29.67) | 2:13.37 (0:27.82) | 2:41.69 (0:28.32) | | | | |
| 1 | 10 | YAMBUKIAN | 58.38 | 0:27.80 | 03.62 | 06.98 | 14.11 | 0:59.56 | 0:57.46 | 0:55.93 | 0:46.19 [7] | 1:16.10 [2] | 1:45.76 [2] | 2:13.56 [2] | 2:41.69 [1] | 1:55.49 | 1:56.17 | +25m | 2:41.69 |
| | | Kate Gath | Lead | Q3 | | | | 202m | 817m | 813m | 811m | 636m | 411m | 407m | 407m | | | | |
| 2 | 4 | CELESTIAL GOSSIP | 59.48 | 0:27.93 | 03.30 | 06.57 | 13.52 | 1:00.51 | 0:57.57 | 0:56.18 | 0:45.82 [4] | 1:16.68 [6] | 1:46.33 [6] | 2:14.26 [7] | 2:42.51 [2] | 1:56.69 | 1:56.76 | +28m | 11.14m |
| | | Greg Sugars | Lead | Q3 | | | | 201m | 814m | 813m | 813m | 639m | 407m | 407m | 407m | | | | |
| 3 | 1 | DELIGHTFUL ANGEL | 60.65 | 0:27.85 | 03.26 | 06.45 | 13.34 | 1:00.20 | 0:57.50 | 0:56.91 | 0:45.61 [3] | 1:16.16 [3] | 1:45.82 [3] | 2:13.66 [3] | 2:42.72 [3] | 1:57.10 | 1:56.91 | 0m | 13.77m |
| | | Jackson Painting | Lead | Q3 | | | | 201m | 804m | 805m | 807m | 628m | 403m | 401m | 404m | | | | |
| 4 | 7 | HELLUVA NZ | 58.43 | 0:27.18 | 03.31 | 06.80 | 14.38 | 1:00.27 | 0:56.78 | 0:55.65 | 0:46.87 [10] | 1:17.54 [10] | 1:47.14 [10] | 2:14.32 [9] | 2:42.79 [4] | 1:55.92 | 1:56.96 | +35m | 14.74m |
| | | John Justice | Lead | Q3 | | | | 203m | 816m | 816m | 818m | 639m | 408m | 408m | 409m | | | | |
| 5 | 8 | MESSERATI | 59.86 | 0:27.85 | 03.61 | 06.85 | 13.72 | 1:00.10 | 0:57.51 | 0:56.79 | 0:46.02 [5] | 1:16.47 [5] | 1:46.13 [5] | 2:13.98 [5] | 2:42.93 [5] | 1:56.90 | 1:57.05 | +2m | 16.41m |
| | | John Caldwell | Lead | Q3 | | | | 200m | 806m | 806m | 805m | 630m | 403m | 404m | 403m | | | | |
| 6 | 2 | MR PERFECT NZ | 60.98 | 0:27.83 | 03.26 | 06.43 | 13.04 | 1:00.23 | 0:57.48 | 0:57.40 | 0:45.32 [1] | 1:15.88 [1] | 1:45.55 [1] | 2:13.37 [1] | 2:42.94 [6] | 1:57.62 | 1:57.07 | 0m | 16.71m |
| | | Nathan Jack | Lead | Q3 | | | | 201m | 804m | 805m | 804m | 629m | 402m | 403m | 403m | | | | |
| 7 | 3 | AMILLION PROMISES | 60.63 | 0:27.95 | 03.22 | 06.42 | 13.40 | 1:00.52 | 0:57.60 | 0:56.47 | 0:46.09 [6] | 1:16.94 [8] | 1:46.61 [8] | 2:14.55 [10] | 2:43.07 [7] | 1:56.97 | 1:57.16 | +22m | 18.61m |
| | | Ellen Tormey | Lead | Q3 | | | | 201m | 814m | 813m | 812m | 634m | 409m | 406m | 408m | | | | |

Note: Timing is based on positional data

[] Indicates rank at the end of each section

-:--:- No data available for this section

N/A Information not available

Tabcorp Park Melton VIC - M-CLASS

Race 6: VHRC CADUCEUS METROPOLITAN PACE (1ST HEAT) - 2240m

18 June 2022 - 7:33PM



HARNESS RACING VICTORIA

| RANK | TAB | Horse/Driver | Top Speed (Km/h) | Fastest Section | First 50m | First 100m | First 200m | First Half | Middle Half | Last Half | Lead Time | 1st Quarter | 2nd Quarter | 3rd Quarter | 4th Quarter | Last Mile | Mile Rate | Distance Travelled | Gross Time/Margin |
|------|-----|-----------------------------|------------------|-----------------|-----------|------------|------------|------------|-------------|-----------|-------------|----------------------|----------------------|----------------------|----------------------|-----------|-----------|--------------------|-------------------|
| | | | | | | | | | | | | 1:15.88 (0:30.56) | 1:45.55 (0:29.67) | 2:13.37 (0:27.82) | 2:41.69 (0:28.32) | | | | |
| 8 | 5 | FOOLISH PLEASURE | 58.91 | 0:27.93 | 03.27 | 06.61 | 13.78 | 1:00.53 | 0:57.59 | 0:57.08 | 0:45.52 [2] | 1:16.40 [4] | 1:46.06 [4] | 2:13.99 [6] | 2:43.14 [8] | 1:57.61 | 1:57.21 | +27m | 19.69m |
| | | James Herbertson | Lead | Q3 | | | | 203m | 814m | 812m | 811m | 640m | 408m | 407m | 406m | | | | |
| 9 | 6 | SAMMYS IDEAL | 57.05 | 0:27.90 | 03.55 | 06.99 | 14.18 | 1:00.10 | 0:57.55 | 0:57.07 | 0:46.28 [8] | 1:16.75 [7] | 1:46.40 [7] | 2:14.28 [8] | 2:43.46 [9] | 1:57.16 | 1:57.44 | +5m | 23.86m |
| | | Ashleigh Markham | Lead | Q3 | | | | 203m | 805m | 805m | 805m | 634m | 404m | 402m | 404m | | | | |
| 10 | 9 | HIGH FLYING HARRY NZ | 59.62 | 0:27.04 | 03.57 | 06.82 | 13.79 | 1:00.37 | 0:56.64 | 0:56.64 | 0:46.45 [9] | 1:17.23 [9] | 1:46.82 [9] | 2:13.87 [4] | 2:43.47 [10] | 1:57.02 | 1:57.45 | +27m | 23.91m |
| | | Mark Pitt | Lead | Q3 | | | | 202m | 814m | 816m | 817m | 635m | 408m | 406m | 411m | | | | |

Note: Timing is based on positional data

[] Indicates rank at the end of each section

-:--:-- No data available for this section

N/A Information not available

Tabcorp Park Melton VIC - M-CLASS

Race 7: DANN EVENT HIRE PACE - 2240m

18 June 2022 - 8:03PM



HARNESS RACING VICTORIA

| RANK | TAB | Horse/ Driver | Top Speed (Km/h) | Fastest Section | First 50m | First 100m | First 200m | First Half | Middle Half | Last Half | Lead Time | 1st Quarter | 2nd Quarter | 3rd Quarter | 4th Quarter | Last Mile | Mile Rate | Distance Travelled | Gross Time/ Margin |
|------|-----|--------------------|---------------------|-----------------|-----------|------------|------------|------------|-------------|-----------|-------------|----------------------|----------------------|----------------------|----------------------|-----------|-----------|--------------------|-----------------------|
| | | | | | 03.31 | 06.41 | 13.02 | 1:44.35 | 2:12.32 | 2:39.97 | 0:43.13 | 1:14.61 (0:31.48) | 1:44.35 (0:29.74) | 2:12.32 (0:27.96) | 2:39.97 (0:27.65) | | | | |
| 1 | 6 | BETTER ECLIPSE | 57.06 | 0:27.25 | 03.60 | 07.14 | 14.01 | 1:00.49 | 0:57.54 | 0:55.13 | 0:44.34 [5] | 1:15.18 [4] | 1:44.83 [4] | 2:12.71 [4] | 2:39.97 [1] | 1:55.62 | 1:54.93 | +22m | 2:39.97 |
| | | Greg Sugars | Lead | Q4 | | | 203m | 813m | 812m | 814m | 633m | 409m | 405m | 408m | 408m | | | | |
| 2 | 1 | ROCK N ROLL DOO NZ | 59.66 | 0:27.73 | 03.36 | 06.63 | 13.14 | 1:01.22 | 0:57.70 | 0:55.68 | 0:43.13 [1] | 1:14.61 [1] | 1:44.35 [1] | 2:12.32 [1] | 2:40.04 [2] | 1:56.91 | 1:54.98 | +1m | 1.11m |
| | | Michael Stanley | Lead | Q4 | | | 199m | 805m | 806m | 807m | 627m | 403m | 402m | 405m | 403m | | | | |
| 3 | 5 | SPRING IN HIS STEP | 60.72 | 0:27.50 | 03.36 | 06.55 | 13.10 | 1:01.03 | 0:57.68 | 0:55.45 | 0:43.61 [2] | 1:14.93 [3] | 1:44.65 [3] | 2:12.60 [3] | 2:40.10 [3] | 1:56.49 | 1:55.03 | +8m | 1.92m |
| | | Nathan Jack | Lead | Q4 | | | 203m | 804m | 806m | 807m | 635m | 403m | 402m | 405m | 403m | | | | |
| 4 | 9 | TANGO TARA NZ | 60.09 | 0:27.88 | 03.66 | 06.88 | 13.57 | 1:00.56 | 0:57.54 | 0:55.80 | 0:43.98 [3] | 1:14.90 [2] | 1:44.56 [2] | 2:12.44 [2] | 2:40.36 [4] | 1:56.37 | 1:55.21 | +20m | 5.34m |
| | | Kate Gath | Lead | Q3 | | | 202m | 812m | 811m | 812m | 633m | 408m | 405m | 407m | 406m | | | | |
| 5 | 7 | SHORTYS MATE NZ | 56.44 | 0:26.91 | 03.69 | 07.33 | 14.40 | 1:00.94 | 0:57.45 | 0:54.77 | 0:44.68 [8] | 1:16.04 [9] | 1:45.62 [9] | 2:13.48 [9] | 2:40.39 [5] | 1:55.70 | 1:55.24 | +14m | 5.77m |
| | | Jack Laugher | Q4 | Q4 | | | 204m | 808m | 809m | 811m | 633m | 404m | 405m | 405m | 407m | | | | |
| 6 | 8 | RACKEMUP TIGERPIE | 59.16 | 0:27.80 | 03.69 | 06.95 | 13.55 | 1:00.91 | 0:57.55 | 0:55.76 | 0:44.05 [4] | 1:15.36 [5] | 1:44.96 [5] | 2:12.91 [5] | 2:40.72 [6] | 1:56.66 | 1:55.47 | 0m | 10.04m |
| | | John Caldwell | Lead | Q4 | | | 200m | 804m | 805m | 806m | 628m | 403m | 402m | 403m | 403m | | | | |
| 7 | 3 | DENIS WILLIAM | 60.35 | 0:27.82 | 03.35 | 06.56 | 13.28 | 1:00.65 | 0:57.52 | 0:55.68 | 0:44.47 [7] | 1:15.45 [6] | 1:45.12 [6] | 2:12.98 [6] | 2:40.80 [7] | 1:56.33 | 1:55.53 | +19m | 11.14m |
| | | Simone Walker | Lead | Q4 | | | 201m | 812m | 814m | 813m | 632m | 407m | 406m | 408m | 406m | | | | |

Note: Timing is based on positional data

[] Indicates rank at the end of each section

-:--:-- No data available for this section

N/A Information not available

Tabcorp Park Melton VIC - M-CLASS

Race 7: DANN EVENT HIRE PACE - 2240m

18 June 2022 - 8:03PM



HARNESS RACING VICTORIA

| RANK | TAB | Horse/ Driver | Top Speed (Km/h) | Fastest Section | First 50m | First 100m | First 200m | First Half | Middle Half | Last Half | Lead Time | 1st Quarter | 2nd Quarter | 3rd Quarter | 4th Quarter | Last Mile | Mile Rate | Distance Travelled | Gross Time/ Margin |
|------|-----|------------------|---------------------|-----------------|-----------|------------|------------|------------|-------------|-----------|-------------|----------------------|----------------------|----------------------|----------------------|-----------|-----------|--------------------|-----------------------|
| | | | | | 03.31 | 06.41 | 13.02 | 1:44.35 | 2:12.32 | 2:39.97 | 0:43.13 | 1:14.61 (0:31.48) | 1:44.35 (0:29.74) | 2:12.32 (0:27.96) | 2:39.97 (0:27.65) | | | | |
| 8 | 2 | CHEROKEE JOE | 61.31 | 0:27.64 | 03.31 | 06.45 | 13.02 | 1:00.91 | 0:57.55 | 0:55.55 | 0:44.37 [6] | 1:15.65 [7] | 1:45.28 [7] | 2:13.20 [7] | 2:40.84 [8] | 1:56.46 | 1:55.55 | +4m | 11.72m |
| | | James Herbertson | Lead | Q4 | | | 200m | 804m | 805m | 806m | 631m | 403m | 402m | 404m | 403m | | | | |
| 9 | 4 | KHAKI NUI NZ | 61.36 | 0:27.76 | 03.28 | 06.41 | 13.84 | 1:00.47 | 0:57.51 | 0:55.61 | 0:44.94 [9] | 1:15.75 [8] | 1:45.42 [8] | 2:13.27 [8] | 2:41.03 [9] | 1:56.09 | 1:55.69 | +28m | 14.36m |
| | | Ellen Tormey | Lead | Q4 | | | 202m | 815m | 813m | 814m | 637m | 410m | 406m | 408m | 406m | | | | |

Note: Timing is based on positional data

[] Indicates rank at the end of each section

-:--:-- No data available for this section

N/A Information not available

Tabcorp Park Melton VIC - M-CLASS

Race 8: VHRC CADUCEUS METROPOLITAN PACE (2ND HEAT) - 2240m

18 June 2022 - 8:34PM



HARNESS RACING VICTORIA

| RANK | TAB | Horse/ Driver | Top Speed (Km/h) | Fastest Section | First 50m | First 100m | First 200m | First Half | Middle Half | Last Half | Lead Time | 1st Quarter | 2nd Quarter | 3rd Quarter | 4th Quarter | Last Mile | Mile Rate | Distance Travelled | Gross Time/ Margin |
|------|-----|----------------------------|---------------------|--------------------|--------------|---------------|---------------|---------------|----------------|--------------|--------------|----------------------|----------------------|----------------------|----------------------|--------------|--------------|-----------------------|--------------------------|
| | | | | | | | | | | | | 1:16.89 (0:31.05) | 1:46.31 (0:29.41) | 2:14.28 (0:27.97) | 2:41.95 (0:27.68) | | | | |
| 1 | 5 | SOMETHING BETTOR | 60.49 | 0:27.68 | 03.30 | 06.50 | 13.18 | 1:00.46 | 0:57.38 | 0:55.65 | 0:45.84 [1] | 1:16.89 [1] | 1:46.31 [1] | 2:14.28 [1] | 2:41.95 [1] | 1:56.11 | 1:56.36 | +6m | 2:41.95 |
| | | James Herbertson | Lead | Q4 | | | | | | | | (0:31.05) | (0:29.41) | (0:27.97) | (0:27.68) | | | | |
| 2 | 6 | ROCKNROLL RUNA | 63.18 | 0:27.63 | 03.22 | 06.26 | 12.83 | 1:00.41 | 0:57.35 | 0:55.59 | 0:46.19 [2] | 1:17.21 [2] | 1:46.61 [2] | 2:14.56 [2] | 2:42.19 [2] | 1:56.00 | 1:56.53 | +6m | 3.22m |
| | | Jackson Painting | Lead | Q4 | | | | | | | | (0:31.02) | (0:29.39) | (0:27.96) | (0:27.63) | | | | |
| 3 | 10 | DRAIN THE SWAMP | 56.48 | 0:27.52 | 03.91 | 07.41 | 14.46 | 1:00.09 | 0:57.09 | 0:55.41 | 0:47.09 [8] | 1:17.99 [7] | 1:47.19 [7] | 2:15.07 [6] | 2:42.60 [3] | 1:55.50 | 1:56.82 | +26m | 8.68m |
| | | Michael Stanley | Lead | Q4 | | | | | | | | (0:30.89) | (0:29.20) | (0:27.89) | (0:27.52) | | | | |
| 4 | 9 | SHEFFIELD SPARKY NZ | 57.97 | 0:27.90 | 03.67 | 07.05 | 14.07 | 1:00.16 | 0:57.19 | 0:56.03 | 0:46.75 [5] | 1:17.63 [5] | 1:46.92 [5] | 2:14.82 [4] | 2:42.94 [4] | 1:56.19 | 1:57.07 | +24m | 13.10m |
| | | Jodi Quinlan | Lead | Q3 | | | | | | | | (0:30.87) | (0:29.28) | (0:27.90) | (0:28.13) | | | | |
| 5 | 4 | MONGIANA | 57.79 | 0:27.85 | 03.39 | 06.75 | 13.67 | 1:00.41 | 0:57.31 | 0:55.79 | 0:46.77 [6] | 1:17.81 [6] | 1:47.18 [6] | 2:15.13 [7] | 2:42.97 [5] | 1:56.20 | 1:57.09 | 0m | 13.77m |
| | | Rebecca Bartley | Lead | Q4 | | | | | | | | (0:31.04) | (0:29.37) | (0:27.94) | (0:27.85) | | | | |
| 6 | 1 | BUDD SIDEWINDER | 59.57 | 0:27.95 | 03.35 | 06.63 | 13.23 | 1:00.40 | 0:57.34 | 0:56.19 | 0:46.48 [4] | 1:17.50 [4] | 1:46.88 [4] | 2:14.84 [5] | 2:43.07 [6] | 1:56.59 | 1:57.16 | +3m | 15.22m |
| | | Ashleigh Markham | Lead | Q3 | | | | | | | | (0:31.02) | (0:29.38) | (0:27.95) | (0:28.24) | | | | |
| 7 | 8 | CHUBBY CHECKER NZ | 57.09 | 0:27.82 | 03.75 | 07.18 | 14.09 | 1:00.41 | 0:57.17 | 0:55.76 | 0:47.05 [7] | 1:18.12 [8] | 1:47.47 [9] | 2:15.28 [8] | 2:43.23 [7] | 1:56.17 | 1:57.27 | +4m | 17.00m |
| | | Greg Sugars | Lead | Q3 | | | | | | | | (0:31.06) | (0:29.35) | (0:27.82) | (0:27.94) | | | | |

Note: Timing is based on positional data

[] Indicates rank at the end of each section

-:--:- No data available for this section

N/A Information not available

Tabcorp Park Melton VIC - M-CLASS

Race 8: VHRC CADUCEUS METROPOLITAN PACE (2ND HEAT) - 2240m

18 June 2022 - 8:34PM



HARNESS RACING VICTORIA

| RANK | TAB | Horse/Driver | Top Speed (Km/h) | Fastest Section | First 50m | First 100m | First 200m | First Half | Middle Half | Last Half | Lead Time | 1st Quarter | 2nd Quarter | 3rd Quarter | 4th Quarter | Last Mile | Mile Rate | Distance Travelled | Gross Time/Margin |
|------|-----|----------------|------------------|-----------------|-----------|------------|------------|------------|-------------|-----------|-------------|----------------------|----------------------|----------------------|----------------------|-----------|-----------|--------------------|-------------------|
| | | | | | | | | | | | | 1:16.89 (0:31.05) | 1:46.31 (0:29.41) | 2:14.28 (0:27.97) | 2:41.95 (0:27.68) | | | | |
| 8 | 2 | URUS NZ | 59.60 | 0:28.00 | 03.32 | 06.60 | 13.41 | 1:00.18 | 0:57.28 | 0:56.87 | 0:46.43 [3] | 1:17.33 [3] | 1:46.61 [3] | 2:14.61 [3] | 2:43.48 [8] | 1:57.05 | 1:57.45 | +22m | 20.40m |
| | | Jack Laugher | Lead | Q3 | | | 200m | 814m | 813m | 813m | 633m | 408m | 407m | 407m | 406m | | | | |
| 9 | 7 | SHOSHONE BRAVE | 56.78 | 0:27.88 | 03.49 | 06.99 | 14.44 | 1:00.05 | 0:57.04 | 0:56.02 | 0:47.41 [9] | 1:18.31 [9] | 1:47.46 [8] | 2:15.35 [9] | 2:43.49 [9] | 1:56.07 | 1:57.46 | +28m | 20.46m |
| | | Mark Pitt | Lead | Q3 | | | 202m | 814m | 813m | 816m | 636m | 408m | 407m | 407m | 410m | | | | |

Scratched: MR BOHANNON NZ (3)

Note: Timing is based on positional data

[] Indicates rank at the end of each section

-:--:-- No data available for this section

N/A Information not available

Tabcorp Park Melton VIC - M-CLASS

Race 9: HIGHLANDS 3YO TROT - 2240m

18 June 2022 - 9:12PM



HARNESS RACING VICTORIA

| RANK | TAB | Horse/ Driver | Top Speed (Km/h) | Fastest Section | First 50m | First 100m | First 200m | First Half | Middle Half | Last Half | Lead Time | 1st Quarter | 2nd Quarter | 3rd Quarter | 4th Quarter | Last Mile | Mile Rate | Distance Travelled | Gross Time/ Margin |
|------|-----|--------------------|---------------------|-----------------|-----------|------------|------------|------------|-------------|-----------|-------------|----------------------|----------------------|----------------------|----------------------|-----------|-----------|--------------------|-----------------------|
| | | | | | 03.80 | 07.56 | 15.00 | 1:53.96 | 2:24.07 | 2:52.28 | 0:48.41 | 1:21.35 (0:32.95) | 1:53.96 (0:32.60) | 2:24.07 (0:30.12) | 2:52.28 (0:28.21) | | | | |
| 1 | 9 | REVELSTOKE | 52.78 | 0:28.21 | 04.28 | 08.01 | 15.48 | 1:05.56 | 1:02.72 | 0:58.33 | 0:48.40 [1] | 1:21.35 [1] | 1:53.96 [1] | 2:24.07 [1] | 2:52.28 [1] | 2:03.88 | 2:03.78 | +5m | 2:52.28 |
| | | Nathan Jack | Lead | Q4 | | | 202m | 806m | 805m | 805m | | 634m | 404m | 403m | 403m | | | | |
| 2 | 7 | EBONYS AVENGER | 53.17 | 0:28.27 | 04.12 | 08.19 | 16.01 | 1:03.73 | 1:01.42 | 0:58.14 | 0:50.63 [5] | 1:22.84 [5] | 1:54.37 [3] | 2:24.26 [2] | 2:52.52 [2] | 2:01.88 | 2:03.95 | +19m | 3.11m |
| | | Mark Pitt | Q4 | Q4 | | | 203m | 810m | 813m | 812m | | 636m | 405m | 406m | 407m | | | | |
| 3 | 1 | HESANAVENTER | 53.18 | 0:29.07 | 03.91 | 07.59 | 15.00 | 1:05.53 | 1:02.66 | 0:59.15 | 0:48.78 [2] | 1:21.73 [2] | 1:54.31 [2] | 2:24.40 [3] | 2:53.46 [3] | 2:04.68 | 2:04.63 | 0m | 15.53m |
| | | Jack Laugher | Lead | Q4 | | | 201m | 805m | 805m | 806m | | 630m | 404m | 402m | 404m | | | | |
| 4 | 3 | EVERYBODYLUVSKENNY | 52.60 | 0:28.69 | 03.91 | 07.61 | 15.42 | 1:04.82 | 1:02.73 | 0:58.91 | 0:49.82 [3] | 1:22.13 [3] | 1:54.65 [4] | 2:24.87 [5] | 2:53.56 [4] | 2:03.73 | 2:04.69 | +1m | 16.86m |
| | | Damien Burns | Lead | Q4 | | | 202m | 806m | 805m | 805m | | 631m | 404m | 402m | 403m | | | | |
| 5 | 5 | STINGOFAWASP | 52.28 | 0:28.41 | 03.98 | 08.41 | 16.17 | 1:04.79 | 1:02.72 | 0:58.63 | 0:50.18 [4] | 1:22.47 [4] | 1:54.97 [6] | 2:25.20 [7] | 2:53.61 [5] | 2:03.42 | 2:04.73 | +4m | 17.61m |
| | | Kate Gath | Q4 | Q4 | | | 202m | 806m | 805m | 807m | | 631m | 404m | 402m | 403m | | | | |
| 6 | 4 | BEE BEE BEROC | 52.97 | 0:30.06 | 03.84 | 07.56 | 17.09 | 1:03.69 | 1:01.56 | 1:01.36 | 0:50.98 [6] | 1:23.17 [6] | 1:54.68 [5] | 2:24.74 [4] | 2:56.04 [6] | 2:05.05 | 2:06.47 | +23m | 50.04m |
| | | Josh Duggan | Lead | Q3 | | | 207m | 811m | 814m | 812m | | 640m | 405m | 406m | 408m | | | | |
| 7 | 2 | ARCEE PHOENIX | 52.96 | 0:30.01 | 03.80 | 07.90 | 18.80 | 1:03.38 | 1:01.55 | 1:01.86 | 0:51.71 [7] | 1:23.56 [7] | 1:55.09 [7] | 2:25.11 [6] | 2:56.96 [7] | 2:05.25 | 2:07.14 | +19m | 61.68m |
| | | Chris Svanosio | Q4 | Q3 | | | 201m | 813m | 814m | 816m | | 630m | 406m | 407m | 408m | | | | |

Note: Timing is based on positional data

[] Indicates rank at the end of each section


-:--:- No data available for this section

N/A Information not available

Tabcorp Park Melton VIC - M-CLASS

Race 9: HYLANDS 3YO TROT - 2240m

18 June 2022 - 9:12PM



HARNESS RACING VICTORIA

| RANK | TAB | Horse/ Driver | Top Speed (Km/h) | Fastest Section | First 50m | First 100m | First 200m | First Half | Middle Half | Last Half | Lead Time | 1st Quarter | 2nd Quarter | 3rd Quarter | 4th Quarter | Last Mile | Mile Rate | Distance Travelled | Gross Time/ Margin |
|------|-----|--------------------|------------------|-----------------|--------------|--------------|--------------|------------|-------------|----------------------|----------------------|----------------------|----------------------|--------------------|--------------------|-----------|-----------|--------------------|-----------------------|
| | | | 03.80 | 07.56 | 15.00 | 1:53.96 | 2:24.07 | 2:52.28 | 0:48.41 | 1:21.35 (0:32.95) | 1:53.96 (0:32.60) | 2:24.07 (0:30.12) | 2:52.28 (0:28.21) | | | | | | |
| 8 | 6 | MANGANA JOE | 49.12 | 0:30.97 | 04.05 | 08.35 | 19.63 | 1:04.64 | 1:04.16 | 1:02.72 | 0:55.12 [8] | 1:27.37 [8] | 1:59.77 [8] | 2:31.53 [8] | 3:02.49 [8] | 2:07.36 | 2:11.11 | +16m | 136.79m |
| | | Kerryn Manning | Lead | Q4 | | | 206m | 805m | 807m | 807m | 644m | 403m | 403m | 405m | 403m | | | | |

Scratched: MEADOW VALLEY STAR (8)

Note: Timing is based on positional data

[] Indicates rank at the end of each section

-:--:-- No data available for this section

N/A Information not available

Tabcorp Park Melton VIC - M-CLASS

Race 10: HYGAIN 2YO PACE - 1720m

18 June 2022 - 9:35PM



HARNESS RACING VICTORIA

| RANK | TAB | Horse/ Driver | Top Speed (Km/h) | Fastest Section | First 50m 03.22 | First 100m 06.42 | First 200m 13.15 | First Half 1:09.21 | Middle Half 1:39.09 | Last Half 2:05.68 | Lead Time 0:07.08 | 1st Quarter | 2nd Quarter | 3rd Quarter | 4th Quarter | Last Mile | Mile Rate | Distance Travelled | Gross Time/ Margin |
|------|-----|------------------------|---------------------|-----------------|--------------------|---------------------|---------------------|-----------------------|------------------------|----------------------|----------------------|----------------------|----------------------|----------------------|----------------------|-----------|-----------|--------------------|-----------------------|
| | | | | | | | | | | | | 0:36.86 (0:29.78) | 1:09.21 (0:32.35) | 1:39.09 (0:29.88) | 2:05.68 (0:26.59) | | | | |
| 1 | 4 | PETRACCA | 60.35 | 0:26.59 | 03.28 | 06.46 | 13.15 | 1:02.07 | 1:02.23 | 0:56.47 | 0:07.13 [2] | 0:36.86 [1] | 1:09.21 [1] | 1:39.09 [1] | 2:05.68 [1] | 1:58.54 | 1:57.59 | +5m | 2:05.68 |
| | | Nathan Jack | Q1 | Q4 | | | 202m | 808m | 806m | 807m | 111m | 406m | 402m | 405m | 403m | | | | |
| 2 | 1 | ANOTHER NIEN | 60.38 | 0:26.80 | 03.22 | 06.42 | 13.30 | 1:02.45 | 1:02.18 | 0:56.64 | 0:07.07 [1] | 0:37.17 [2] | 1:09.52 [2] | 1:39.35 [3] | 2:06.16 [2] | 1:59.09 | 1:58.04 | +2m | 6.26m |
| | | John Justice | Lead | Q4 | | | 200m | 806m | 807m | 807m | 110m | 404m | 402m | 405m | 403m | | | | |
| 3 | 2 | AUREUS | 58.90 | 0:26.56 | 03.43 | 06.73 | 13.61 | 1:02.45 | 1:02.13 | 0:56.36 | 0:07.39 [4] | 0:37.52 [3] | 1:09.85 [3] | 1:39.65 [5] | 2:06.20 [3] | 1:58.81 | 1:58.08 | +3m | 6.85m |
| | | Greg Sugars | Q1 | Q4 | | | 201m | 807m | 808m | 806m | 111m | 404m | 404m | 404m | 403m | | | | |
| 4 | 6 | HEATHBERN BRUCE | 58.09 | 0:27.76 | 03.35 | 06.73 | 14.09 | 1:03.06 | 1:01.04 | 0:56.54 | 0:07.43 [5] | 0:38.23 [5] | 1:10.49 [5] | 1:39.27 [2] | 2:07.03 [4] | 1:59.60 | 1:58.86 | +14m | 18.09m |
| | | Jack Laugher | Lead | Q4 | | | 204m | 813m | 809m | 812m | 109m | 411m | 403m | 407m | 406m | | | | |
| 5 | 5 | OLIVER DAN | 58.35 | 0:27.56 | 03.30 | 06.77 | 15.39 | 1:03.57 | 0:58.57 | 0:55.97 | 0:07.56 [6] | 0:40.98 [6] | 1:11.16 [6] | 1:39.56 [4] | 2:07.13 [5] | 1:59.55 | 1:58.95 | +21m | 19.19m |
| | | Mark Pitt | Lead | Q4 | | | 203m | 819m | 810m | 813m | 109m | 417m | 403m | 407m | 406m | | | | |
| 6 | 3 | CAPTAIN FOXTROT | 59.04 | 0:27.40 | 03.28 | 06.57 | 13.93 | 1:02.85 | 1:02.10 | 0:57.18 | 0:07.28 [3] | 0:37.81 [4] | 1:10.13 [4] | 1:39.91 [6] | 2:07.32 [6] | 2:00.03 | 1:59.12 | +4m | 21.67m |
| | | Kerryn Manning | Lead | Q4 | | | 201m | 807m | 807m | 807m | 110m | 405m | 403m | 405m | 404m | | | | |


Note: Timing is based on positional data

[] Indicates rank at the end of each section

-:--:- No data available for this section

N/A Information not available

Tabcorp Park Melton VIC - M-CLASS



Race 11: WHAT THE HILL @ WOODLANDS STUD NOOPY KIOSK TROTTERS FREE FOR ALL (GROUP 3) - 1720m



18 June 2022 - 10:03PM

HARNESS RACING VICTORIA

| RANK | TAB | Horse/ Driver | Top Speed (Km/h) | Fastest Section | First 50m 03.36 | First 100m 06.67 | First 200m 13.44 | First Half 1:05.97 | Middle Half 1:35.00 | Last Half 2:03.94 | Lead Time 0:07.36 | 1st Quarter | 2nd Quarter | 3rd Quarter | 4th Quarter | Last Mile | Mile Rate | Distance Travelled | Gross Time/ Margin |
|------|-----|-------------------------|---------------------|--------------------|-----------------------|------------------------|------------------------|--------------------------|---------------------------|-------------------------|-------------------------|----------------------|----------------------|----------------------|----------------------|--------------|--------------|-----------------------|--------------------------|
| | | | | | | | | | | | | 0:36.40 (0:29.04) | 1:05.97 (0:29.56) | 1:35.00 (0:29.03) | 2:03.94 (0:28.94) | | | | |
| 1 | 4 | NEPHEW OF SONOKO | 56.40 | 0:28.61 | 03.45 | 06.89 | 13.84 | 0:58.79 | 0:58.55 | 0:57.53 | 0:07.62 [3] | 0:36.77 [3] | 1:06.41 [3] | 1:35.32 [3] | 2:03.94 [1] | 1:56.32 | 1:55.96 | +4m | 2:03.94 |
| | | James Herbertson | Lead | Q4 | | | 200m | 807m | 806m | 808m | 109m | 405m | 402m | 405m | 404m | | | | |
| 2 | 6 | MAJESTUOSO NZ | 55.37 | 0:28.49 | 03.61 | 08.01 | 15.46 | 0:58.07 | 0:58.11 | 0:57.18 | 0:08.85 [6] | 0:37.34 [6] | 1:06.93 [6] | 1:35.45 [4] | 2:04.11 [2] | 1:55.25 | 1:56.12 | +18m | 2.37m |
| | | Kate Gath | Q1 | Q1 | | | 201m | 814m | 814m | 815m | 109m | 408m | 407m | 408m | 408m | | | | |
| 3 | 2 | BRANDLO PRINCE | 58.09 | 0:28.94 | 03.43 | 06.76 | 13.43 | 0:58.51 | 0:58.60 | 0:58.74 | 0:07.45 [2] | 0:36.40 [1] | 1:05.97 [1] | 1:35.00 [1] | 2:04.71 [3] | 1:57.25 | 1:56.68 | +3m | 10.07m |
| | | Chris Svanosio | Q1 | Q1 | | | 199m | 806m | 807m | 808m | 109m | 404m | 402m | 406m | 403m | | | | |
| 4 | 5 | SUNDONS COURAGE | 56.11 | 0:28.53 | 03.52 | 07.02 | 14.32 | 0:58.93 | 0:58.15 | 0:58.65 | 0:07.73 [4] | 0:37.04 [4] | 1:06.67 [4] | 1:35.19 [2] | 2:05.31 [4] | 1:57.56 | 1:57.25 | +19m | 18.06m |
| | | Mark Pitt | Lead | Q3 | | | 202m | 816m | 815m | 814m | 110m | 410m | 406m | 409m | 406m | | | | |
| 5 | 1 | REDRIVERDEBBA | 54.71 | 0:29.22 | 03.60 | 07.15 | 14.22 | 0:58.99 | 0:59.46 | 1:01.57 | 0:07.88 [5] | 0:37.10 [5] | 1:06.87 [5] | 1:36.56 [6] | 2:08.46 [5] | 2:00.57 | 2:00.19 | +3m | 60.24m |
| | | Jack Laugher | Lead | Q1 | | | 200m | 805m | 806m | 808m | 111m | 403m | 403m | 403m | 405m | | | | |
| 6 | 3 | MCLOVIN NZ | 58.35 | 0:29.27 | 03.36 | 06.67 | 13.44 | 0:58.99 | 0:59.49 | 1:02.48 | 0:07.36 [1] | 0:36.63 [2] | 1:06.35 [2] | 1:36.12 [5] | 2:08.84 [6] | 2:01.48 | 2:00.55 | +11m | 65.18m |
| | | Brad Chisholm | Q1 | Q1 | | | 200m | 814m | 811m | 808m | 109m | 409m | 406m | 406m | 403m | | | | |

Note: Timing is based on positional data

[] Indicates rank at the end of each section

-:--:- No data available for this section

N/A Information not available