


# Tabcorp Park Melton VIC - M-CLASS



## Race 1: ALDEBARAN PARK VICBRED PLATINUM METROPOLITAN TROT FINAL (GROUP 2) - 2240m



14 May 2022 - 4:54PM

HARNESS RACING VICTORIA

RANK	TAB	Horse/ Driver	Top Speed (Km/h)	Fastest Section	First 50m	First 100m	First 200m	First Half	Middle Half	Last Half	Lead Time	1st Quarter	2nd Quarter	3rd Quarter	4th Quarter	Last Mile	Mile Rate	Distance Travelled	Gross Time/ Margin
					03.25	06.42	13.05	1:43.71	2:13.28	2:44.10	0:44.57	1:15.31 (0:30.73)	1:43.71 (0:28.41)	2:13.28 (0:29.57)	2:44.10 (0:30.80)				
1	7	CHISSY	61.51	0:28.40	03.25	06.42	13.05	0:59.14	0:57.98	1:00.38	0:44.57 [1]	1:15.31 [1]	1:43.71 [1]	2:13.28 [1]	2:44.10 [1]	1:59.52	1:57.95	+5m	2:44.10
		Ryan Sanderson	Lead	Q2			200m	804m	805m	806m	630m	403m	402m	404m	403m				
2	12	NEPHEW OF SONOKO	56.54	0:28.18	03.86	07.31	14.74	0:57.78	0:57.59	0:59.89	0:46.44 [10]	1:16.04 [6]	1:44.22 [2]	2:13.64 [2]	2:44.11 [2]	1:57.67	1:58.02	+22m	0.40m
		Chris Alford	Lead	Q2			203m	817m	810m	807m	635m	412m	406m	404m	404m				
3	9	KYVALLEY CLICHY	57.25	0:28.88	03.85	07.25	14.34	0:59.49	0:58.80	1:00.25	0:45.72 [7]	1:16.32 [8]	1:45.21 [7]	2:15.13 [9]	2:45.45 [3]	1:59.73	1:58.95	+8m	18.50m
		Anthony Butt	Lead	Q2			201m	804m	806m	812m	629m	403m	402m	405m	408m				
4	6	TEETREETOMMY	57.57	0:29.02	03.46	06.86	14.26	0:59.31	0:58.74	1:00.28	0:46.49 [11]	1:16.79 [10]	1:45.81 [10]	2:15.53 [11]	2:46.09 [5]	1:59.59	1:59.38	+5m	26.60m
		Anne-Maree Conroy	Lead	Q2			202m	802m	803m	804m	635m	402m	401m	403m	402m				
5	11	MAJESTICAL BELLE	57.17	0:29.06	03.84	07.27	14.56	0:59.83	0:58.21	1:00.13	0:46.12 [9]	1:16.90 [11]	1:45.96 [11]	2:15.11 [8]	2:46.08 [4]	1:59.96	1:59.38	+32m	26.70m
		Jack Laugher	Lead	Q2			204m	814m	815m	820m	635m	410m	405m	410m	410m				
6	2	ANDOVER SUN	58.42	0:29.10	03.36	06.70	13.63	0:59.82	0:58.64	1:00.95	0:45.44 [6]	1:16.16 [7]	1:45.26 [8]	2:14.81 [6]	2:46.22 [6]	2:00.77	1:59.53	+26m	28.40m
		John Caldwell	Lead	Q2			200m	814m	812m	815m	632m	411m	405m	408m	408m				
7	1	KYVALLEY FINN	58.29	0:28.59	03.50	06.86	13.52	0:59.30	0:58.64	1:02.14	0:44.93 [3]	1:15.65 [3]	1:44.24 [3]	2:14.28 [3]	2:46.38 [7]	2:01.45	1:59.60	0m	30.60m
		Jordan Leedham	Lead	Q2			200m	804m	804m	805m	628m	403m	401m	404m	402m				

Note: Timing is based on positional data

[ ] Indicates rank at the end of each section

-:--:- No data available for this section

N/A Information not available

# Tabcorp Park Melton VIC - M-CLASS

## Race 1: ALDEBARAN PARK VICBRED PLATINUM METROPOLITAN TROT FINAL (GROUP 2) - 2240m

14 May 2022 - 4:54PM



HARNESS RACING VICTORIA

RANK	TAB	Horse/Driver	Top Speed (Km/h)	Fastest Section	First 50m	First 100m	First 200m	First Half	Middle Half	Last Half	Lead Time	1st Quarter	2nd Quarter	3rd Quarter	4th Quarter	Last Mile	Mile Rate	Distance Travelled	Gross Time/Margin
												1:15.31 (0:30.73)	1:43.71 (0:28.41)	2:13.28 (0:29.57)	2:44.10 (0:30.80)				
8	8	CHIEF RUNNINGCLOUD	57.19	0:28.91	03.84	07.24	14.02	0:59.51	0:58.94	1:01.56	0:45.40 [5]	1:16.02 [5]	1:44.92 [6]	2:14.95 [7]	2:46.48 [8]	2:01.07	1:59.67	+4m	31.70m
		Chris Svanosio	Lead	Q2			200m	804m	804m	808m	628m	403m	402m	403m	405m				
9	4	GOLDEN SUNSET	59.31	0:29.06	03.35	06.64	13.39	0:59.77	0:58.69	1:01.75	0:45.11 [4]	1:15.82 [4]	1:44.88 [5]	2:14.51 [4]	2:46.64 [9]	2:01.52	1:59.82	+24m	33.90m
		Juanita Breen	Lead	Q2			201m	815m	812m	811m	634m	409m	406m	406m	405m				
10	13	BRANDLO PRINCE	58.99	0:29.10	03.65	06.97	13.73	0:59.87	0:59.13	1:02.26	0:44.72 [2]	1:15.49 [2]	1:44.59 [4]	2:14.62 [5]	2:46.86 [10]	2:02.13	1:59.96	+21m	36.70m
		Tayla French	Lead	Q2			204m	813m	807m	804m	641m	409m	405m	403m	402m				
11	10	YMBRO WASTED	57.95	0:29.10	03.72	07.08	13.99	0:59.84	0:58.89	1:01.61	0:45.80 [8]	1:16.54 [9]	1:45.65 [9]	2:15.44 [10]	2:47.25 [11]	2:01.45	2:00.25	+25m	42.10m
		Daryl Douglas	Lead	Q2			202m	813m	812m	815m	635m	408m	405m	408m	408m				
12	5	GARSHAWAY	59.27	0:29.01	03.31	06.63	13.86	0:59.38	0:58.52	1:01.19	0:46.76 [12]	1:17.12 [12]	1:46.14 [12]	2:15.65 [12]	2:47.33 [12]	2:00.56	2:00.32	+17m	43.30m
		Damian Wilson	Lead	Q2			202m	807m	809m	810m	636m	403m	404m	406m	406m				

Scratched: NAMOSCAR (3)


Note: Timing is based on positional data

[ ] Indicates rank at the end of each section

-:--:- No data available for this section

N/A Information not available

# Tabcorp Park Melton VIC - M-CLASS



## Race 2: ALDEBARAN PARK VICBRED PLATINUM HOME GROWN CLASSIC (2YO TROTTING COLTS & GELDINGS) FINAL (GROUP 1) - 1720m



14 May 2022 - 5:30PM

HARNESS RACING VICTORIA

RANK	TAB	Horse/ Driver	Top Speed (Km/h)	Fastest Section	First 50m	First 100m	First 200m	First Half	Middle Half	Last Half	Lead Time	1st Quarter	2nd Quarter	3rd Quarter	4th Quarter	Last Mile	Mile Rate	Distance Travelled	Gross Time/ Margin
					03.65	07.19	14.40	1:08.39	1:38.01	2:08.10	0:07.92	0:37.99 (0:30.07)	1:08.39 (0:30.39)	1:38.01 (0:29.63)	2:08.10 (0:30.08)				
1	1	THE LOCOMOTIVE	54.73	0:29.63	03.65	07.19	14.40	1:00.47	1:00.02	0:59.71	0:07.91 [1]	0:37.99 [1] (0:30.08)	1:08.39 [1] (0:30.39)	1:38.01 [1] (0:29.63)	2:08.10 [1] (0:30.08)	2:00.19	2:00.01	+1m	2:08.10
		Nathan Jack	Q1	Q3			200m	805m	805m	805m	109m	404m	402m	403m	403m				
2	8	HIDE AND SEEK	53.85	0:29.84	04.08	07.71	14.86	1:00.28	1:00.48	0:59.95	0:08.42 [5]	0:38.34 [2] (0:29.91)	1:08.71 [3] (0:30.38)	1:38.81 [3] (0:30.10)	2:08.66 [2] (0:29.84)	2:00.23	2:00.47	0m	7.50m
		Cameron Maggs	Q1	Q4			202m	804m	805m	806m	111m	402m	403m	403m	404m				
3	6	BASILICA	54.10	0:29.79	03.69	07.30	14.71	1:00.56	1:00.01	1:00.17	0:08.03 [3]	0:38.38 [3] (0:30.35)	1:08.60 [2] (0:30.22)	1:38.40 [2] (0:29.79)	2:08.78 [3] (0:30.39)	2:00.75	2:00.56	+16m	8.80m
		Kate Gath	Lead	Q3			202m	818m	811m	809m	109m	413m	406m	406m	403m				
4	4	MACHO MAORI	52.82	0:29.97	03.93	07.62	15.34	1:01.36	1:00.36	1:00.48	0:08.38 [4]	0:39.36 [4] (0:30.97)	1:09.75 [4] (0:30.39)	1:39.72 [4] (0:29.97)	2:10.23 [4] (0:30.51)	2:01.84	2:01.97	+2m	28.30m
		Anthony Butt	Lead	Q3			201m	804m	805m	807m	111m	404m	401m	404m	404m				
5	7	MAORI FRANKLIN	50.43	0:30.28	04.03	08.00	15.82	1:01.49	1:00.76	1:02.08	0:08.82 [7]	0:40.03 [5] (0:31.20)	1:10.32 [5] (0:30.28)	1:40.79 [5] (0:30.48)	2:12.39 [5] (0:31.60)	2:03.56	2:03.94	+4m	57.60m
		Chris Alford	Lead	Q2			202m	805m	806m	808m	111m	404m	403m	405m	405m				
6	5	THAT OTHER THING	52.05	0:29.59	03.85	08.12	20.13	1:07.49	1:00.61	1:01.23	0:08.98 [8]	0:45.47 [8] (0:36.48)	1:16.48 [7] (0:31.02)	1:46.07 [6] (0:29.59)	2:17.71 [6] (0:31.64)	2:08.73	2:08.99	+9m	128.80m
		Mark Hayes	Lead	Q3			203m	813m	809m	806m	111m	408m	405m	404m	402m				
7	3	AETHON	53.81	0:30.60	03.67	07.28	15.48	1:08.65	1:02.23	1:01.81	0:08.02 [2]	0:45.05 [7] (0:37.03)	1:16.67 [8] (0:31.62)	1:47.28 [8] (0:30.60)	2:18.49 [7] (0:31.21)	2:10.46	2:09.64	+9m	139.20m
		Rita Burnett	Lead	Q3			200m	811m	807m	808m	109m	409m	403m	404m	404m				


Note: Timing is based on positional data

[ ] Indicates rank at the end of each section

-:--:- No data available for this section

N/A Information not available

# Tabcorp Park Melton VIC - M-CLASS



## Race 2: ALDEBARAN PARK VICBRED PLATINUM HOME GROWN CLASSIC (2YO TROTTING COLTS & GELDINGS) FINAL (GROUP 1) - 1720m



14 May 2022 - 5:30PM

HARNESS RACING VICTORIA

RANK	TAB	Horse/ Driver	Top Speed (Km/h)	Fastest Section	First 50m	First 100m	First 200m	First Half	Middle Half	Last Half	Lead Time	1st Quarter	2nd Quarter	3rd Quarter	4th Quarter	Last Mile	Mile Rate	Distance Travelled	Gross Time/ Margin
					03.65	07.19	14.40	1:08.39	1:38.01	2:08.10	0:07.92	0:37.99 (0:30.07)	1:08.39 (0:30.39)	1:38.01 (0:29.63)	2:08.10 (0:30.08)				
8	11	<b>AVENEL EAGLE</b>	<b>49.51</b>	<b>0:30.86</b>	<b>06.24</b>	<b>11.28</b>	<b>19.71</b>	1:04.18	1:02.49	1:05.81	0:12.13 [9]	<b>0:44.66 [6]</b>	<b>1:16.31 [6]</b>	<b>1:47.16 [7]</b>	<b>2:22.11 [8]</b>	2:09.98	2:13.10	0m	187.80m
		Mark Pitt	Q3	Q3			201m	806m	805m	804m		110m	403m	403m	403m				
9	10	<b>KYVALLEY ARCHER</b>	<b>48.55</b>	<b>0:31.17</b>	<b>09.13</b>	<b>13.33</b>	<b>24.25</b>	1:11.14	1:02.54	1:03.57	0:14.13 [10]	<b>0:54.11 [9]</b>	<b>1:25.27 [9]</b>	<b>1:56.65 [9]</b>	<b>2:28.86 [9]</b>	2:14.72	2:19.37	+18m	278.10m
		John Caldwell	Q2	Q2			201m	813m	814m	815m		110m	408m	405m	409m				

**Scratched:** KYVALLEY ANTHONY (9)  
**Disqualified:** WHIRLWIND WILBUR (2)

Note: Timing is based on positional data

[ ] Indicates rank at the end of each section

-:--:- No data available for this section

N/A Information not available

# Tabcorp Park Melton VIC - M-CLASS

## Race 3: APG VIC GOLD BULLION (2YO COLTS & GELDINGS) FINAL (GROUP 1) - 1720m



14 May 2022 - 6:00PM



HARNESS RACING VICTORIA

RANK	TAB	Horse/ Driver	Top Speed (Km/h)	Fastest Section	First 50m 03.35	First 100m 06.66	First 200m 13.48	First Half 1:05.25	Middle Half 1:34.44	Last Half 2:03.26	Lead Time 0:07.33	1st Quarter	2nd Quarter	3rd Quarter	4th Quarter	Last Mile	Mile Rate	Distance Travelled	Gross Time/ Margin
												0:36.37 (0:29.04)	1:05.25 (0:28.88)	1:34.44 (0:29.19)	2:03.26 (0:28.82)				
1	7	MISTER HUNTER	57.24	0:27.74	03.51	06.94	14.53	0:58.89	0:57.85	0:56.71	0:07.65 [5]	0:37.68 [7]	1:06.55 [7]	1:35.53 [7]	2:03.26 [1]	1:55.60	1:55.47	+23m	2:03.26
		Jack Laugher	Lead	Q4								(0:30.02)	(0:28.88)	(0:28.97)	(0:27.74)				
2	3	WILL HE REIGN	55.46	0:28.56	03.56	07.11	14.35	0:58.38	0:57.86	0:57.56	0:07.82 [6]	0:37.34 [6]	1:06.21 [6]	1:35.21 [6]	2:03.77 [2]	1:55.94	1:55.94	+18m	6.90m
		Damian Wilson	Lead	Q4								(0:29.52)	(0:28.86)	(0:29.00)	(0:28.56)				
3	2	STAROFTHESHOW	56.72	0:28.89	03.52	06.96	13.95	0:57.96	0:58.01	0:58.71	0:07.65 [4]	0:36.72 [3]	1:05.62 [2]	1:34.74 [2]	2:04.33 [3]	1:56.68	1:56.41	+1m	14.40m
		Chris Alford	Q1	Q2								(0:29.07)	(0:28.89)	(0:29.12)	(0:29.60)				
4	4	RORYVILLE	58.19	0:28.91	03.52	06.88	13.95	0:58.34	0:57.88	0:58.72	0:07.55 [3]	0:36.100 [4]	1:05.90 [4]	1:34.87 [3]	2:04.63 [4]	1:57.07	1:56.69	+16m	18.10m
		Nathan Jack	Q1	Q2								(0:29.44)	(0:28.91)	(0:28.96)	(0:29.77)				
5	1	ROCKNROLL GRONK	58.72	0:28.88	03.35	06.66	13.48	0:57.92	0:58.07	0:59.49	0:07.33 [1]	0:36.37 [1]	1:05.25 [1]	1:34.44 [1]	2:04.74 [5]	1:57.41	1:56.78	+1m	19.90m
		Michael Stanley	Q1	Q2								(0:29.04)	(0:28.88)	(0:29.18)	(0:30.31)				
6	5	JOHNTHEBULLSHARK	54.50	0:28.84	03.65	07.30	14.59	0:57.91	0:57.95	1:00.45	0:08.02 [7]	0:37.10 [5]	1:05.94 [5]	1:35.05 [5]	2:06.39 [6]	1:58.36	1:58.37	0m	41.60m
		John Justice	Lead	Q2								(0:29.07)	(0:28.84)	(0:29.12)	(0:31.33)				
7	6	MIKIPELO	58.90	0:28.91	03.38	06.70	13.60	0:58.24	0:58.24	1:02.95	0:07.37 [2]	0:36.72 [2]	1:05.62 [3]	1:34.96 [4]	2:08.57 [7]	2:01.20	2:00.43	+14m	71m
		Josh Dickie	Q1	Q2								(0:29.34)	(0:28.91)	(0:29.33)	(0:33.63)				

Note: Timing is based on positional data

[ ] Indicates rank at the end of each section

-:--:- No data available for this section

N/A Information not available

# Tabcorp Park Melton VIC - M-CLASS

## Race 4: APG VIC GOLD BULLION (2YO FILLIES) FINAL (GROUP 1) - 1720m

14 May 2022 - 6:30PM



HARNESS RACING VICTORIA

RANK	TAB	Horse/ Driver	Top Speed (Km/h)	Fastest Section	First 50m	First 100m	First 200m	First Half	Middle Half	Last Half	Lead Time	1st Quarter	2nd Quarter	3rd Quarter	4th Quarter	Last Mile	Mile Rate	Distance Travelled	Gross Time/ Margin
												0:36.48 (0:29.28)	1:06.18 (0:29.69)	1:34.38 (0:28.20)	2:02.67 (0:28.28)				
1	2	MAJOR DELIGHT	58.59	0:28.20	03.30	06.59	13.37	0:58.92	0:57.90	0:56.49	0:07.26 [2]	0:36.48 [1] (0:29.22)	1:06.18 [1] (0:29.70)	1:34.38 [1] (0:28.20)	2:02.67 [1] (0:28.28)	1:55.41	1:54.87	+3m	2:02.67
		Mark Pitt	Q1	Q3			201m	807m	806m	805m	110m	405m	403m	404m	403m				
2	8	KEAYANG BLUE JEANS	56.53	0:28.40	03.76	07.21	14.19	0:58.76	0:57.74	0:56.82	0:07.89 [8]	0:37.33 [5] (0:29.44)	1:06.65 [4] (0:29.32)	1:35.07 [3] (0:28.42)	2:03.48 [2] (0:28.40)	1:55.59	1:55.62	+14m	10.80m
		Jason Lee	Q1	Q4			202m	813m	814m	812m	111m	408m	406m	409m	404m				
3	3	PARADISE VALLEY	57.48	0:28.28	03.33	06.71	13.72	0:59.06	0:57.89	0:57.02	0:07.42 [3]	0:36.87 [2] (0:29.45)	1:06.48 [3] (0:29.60)	1:34.77 [2] (0:28.28)	2:03.50 [3] (0:28.73)	1:56.07	1:55.62	+1m	11.20m
		Chris Svanosio	Lead	Q3			200m	807m	805m	805m	109m	405m	402m	403m	402m				
4	7	NYOTA	57.07	0:28.38	03.34	06.82	14.80	0:59.66	0:57.48	0:59.38	0:07.59 [6]	0:38.16 [8] (0:30.56)	1:07.25 [7] (0:29.10)	1:35.64 [5] (0:28.38)	2:06.63 [4] (0:31.00)	1:59.04	1:58.61	+20m	52.90m
		Josh Dickie	Lead	Q3			202m	816m	814m	814m	109m	411m	406m	408m	407m				
5	5	YNOBE DAKOTA	59.40	0:29.07	03.26	06.53	13.53	0:59.16	0:58.40	1:00.74	0:07.20 [1]	0:37.04 [3] (0:29.83)	1:06.37 [2] (0:29.33)	1:35.43 [4] (0:29.07)	2:07.10 [5] (0:31.67)	1:59.90	1:58.98	+14m	59.10m
		Ellen Rixon	Lead	Q3			201m	816m	811m	808m	109m	411m	406m	406m	403m				
6	6	YARECKON IM SWEET	56.90	0:28.93	03.35	06.79	14.44	0:59.44	0:58.07	1:05.83	0:07.51 [4]	0:37.82 [7] (0:30.31)	1:06.95 [5] (0:29.13)	1:35.89 [6] (0:28.93)	2:12.79 [6] (0:36.90)	2:05.28	2:04.32	+16m	135.40m
		Chris Alford	Lead	Q3			201m	816m	811m	810m	108m	411m	406m	406m	405m				
7	9	LANNING	54.96	0:29.44	04.04	07.60	14.70	0:59.15	1:01.44	1:05.57	0:08.32 [9]	0:37.77 [6] (0:29.44)	1:07.47 [8] (0:29.71)	1:39.20 [8] (0:31.73)	2:13.05 [7] (0:33.85)	2:04.73	2:04.60	+6m	139.10m
		Nathan Jack	Q1	Q1			201m	805m	807m	812m	110m	404m	402m	406m	407m				

Note: Timing is based on positional data

[ ] Indicates rank at the end of each section

-:--:- No data available for this section

N/A Information not available

# Tabcorp Park Melton VIC - M-CLASS

Race 4: APG VIC GOLD BULLION (2YO FILLIES) FINAL (GROUP 1) - 1720m

14 May 2022 - 6:30PM



HARNESS RACING VICTORIA

RANK	TAB	Horse/ Driver	Top Speed (Km/h)	Fastest Section	First 50m	First 100m	First 200m	First Half	Middle Half	Last Half	Lead Time	1st Quarter	2nd Quarter	3rd Quarter	4th Quarter	Last Mile	Mile Rate	Distance Travelled	Gross Time/ Margin
					03.30	06.53	13.37	1:06.18	1:34.38	2:02.67	0:07.20	0:36.48 (0:29.28)	1:06.18 (0:29.69)	1:34.38 (0:28.20)	2:02.67 (0:28.28)				
8	1	<b>EYE ON YOU</b>	<b>56.04</b>	<b>0:29.53</b>	<b>03.50</b>	<b>06.96</b>	<b>14.06</b>	0:59.39	1:01.92	1:08.42	0:07.67 [7]	<b>0:37.20 [4]</b>	<b>1:07.06 [6]</b>	<b>1:39.13 [7]</b>	<b>2:15.48 [8]</b>	2:07.81	2:06.84	<b>+1m</b>	<b>171.20m</b>
		Matthew Craven	Lead	Q1			200m	804m	805m	807m	110m	403m	402m	404m	404m				
9	4	<b>SKADI</b>	<b>56.89</b>	<b>0:31.27</b>	<b>03.40</b>	<b>06.83</b>	<b>13.98</b>	1:02.74	1:05.30	1:08.50	0:07.53 [5]	<b>0:38.80 [9]</b>	<b>1:10.27 [9]</b>	<b>1:44.11 [9]</b>	<b>2:18.78 [9]</b>	2:11.24	2:09.93	<b>+16m</b>	<b>215.70m</b>
		Greg Sugars	Lead	Q1			202m	819m	807m	807m	109m	417m	403m	404m	404m				

Note: Timing is based on positional data

[ ] Indicates rank at the end of each section

-:--:-- No data available for this section

N/A Information not available

# Tabcorp Park Melton VIC - M-CLASS

## Race 5: CHARLIE BEZZINA MEMORIAL 2022 PACE - 2240m

14 May 2022 - 7:02PM



HARNESS RACING VICTORIA

RANK	TAB	Horse/ Driver	Top Speed (Km/h)	Fastest Section	First 50m	First 100m	First 200m	First Half	Middle Half	Last Half	Lead Time	1st Quarter	2nd Quarter	3rd Quarter	4th Quarter	Last Mile	Mile Rate	Distance Travelled	Gross Time/ Margin
					03.21	06.30	12.86	1:44.71	2:12.92	2:41.35	0:45.14	1:16.04 (0:30.90)	1:44.71 (0:28.67)	2:12.92 (0:28.21)	2:41.35 (0:28.43)				
1	1	CHEYELLA	61.25	0:28.17	03.20	06.37	13.07	0:59.60	0:56.84	0:56.33	0:45.41 [3]	1:16.35 [4]	1:45.02 [3]	2:13.19 [3]	2:41.35 [1]	1:55.93	1:55.98	0m	2:41.35
		Laura Crossland	Lead	Q3			200m	804m	804m	806m	627m	404m	401m	404m	403m				
2	6	CHEROKEE JOE	62.25	0:28.20	03.21	06.32	13.08	0:59.78	0:57.12	0:56.44	0:45.32 [2]	1:16.22 [3]	1:45.11 [4]	2:13.34 [4]	2:41.55 [2]	1:56.23	1:56.12	+23m	2.70m
		Greg Sugars	Lead	Q4			201m	811m	812m	813m	635m	407m	405m	408m	407m				
3	4	FIREROCKFIREROLL	62.45	0:28.21	03.19	06.30	12.86	0:59.56	0:56.88	0:56.97	0:45.14 [1]	1:16.04 [1]	1:44.71 [1]	2:12.92 [1]	2:41.68 [3]	1:56.54	1:56.27	+2m	4.50m
		Mark Pitt	Lead	Q3			201m	803m	805m	806m	629m	403m	401m	405m	402m				
4	2	RICK REILLY NZ	60.69	0:28.05	03.21	06.45	13.37	0:59.79	0:56.94	0:56.38	0:45.59 [4]	1:16.48 [5]	1:45.38 [6]	2:13.42 [5]	2:41.76 [4]	1:56.17	1:56.27	+27m	5.60m
		Ellen Tormey	Lead	Q3			201m	813m	813m	817m	633m	408m	406m	408m	410m				
5	3	COOL ROCKING DADDY	58.66	0:27.96	03.53	06.89	13.76	0:59.59	0:56.57	0:56.23	0:46.05 [7]	1:17.01 [7]	1:45.64 [7]	2:13.60 [7]	2:41.86 [5]	1:55.81	1:56.34	+8m	7m
		Ryan Sanderson	Lead	Q3			202m	806m	807m	810m	630m	403m	404m	404m	407m				
6	5	FYNN FROST NZ	57.75	0:27.91	03.49	06.90	14.05	0:59.57	0:56.51	0:56.00	0:46.40 [8]	1:17.39 [8]	1:45.98 [8]	2:13.90 [8]	2:41.99 [6]	1:55.57	1:56.48	+5m	8.80m
		Chris Alford	Lead	Q3			203m	806m	806m	806m	631m	404m	403m	404m	403m				
7	7	WOULD YOU MIND NZ	57.75	0:28.26	03.50	06.89	14.01	0:58.86	0:56.95	0:57.38	0:45.88 [6]	1:16.08 [2]	1:44.75 [2]	2:13.02 [2]	2:42.14 [7]	1:56.25	1:56.55	+24m	10.50m
		Jordan Leedham	Lead	Q3			203m	814m	811m	810m	637m	409m	406m	406m	406m				

Note: Timing is based on positional data

[ ] Indicates rank at the end of each section

-:--:- No data available for this section

N/A Information not available



# Tabcorp Park Melton VIC - M-CLASS

## Race 5: CHARLIE BEZZINA MEMORIAL 2022 PACE - 2240m

14 May 2022 - 7:02PM



HARNESS RACING VICTORIA

RANK	TAB	Horse/ Driver	Top Speed (Km/h)	Fastest Section	First 50m	First 100m	First 200m	First Half	Middle Half	Last Half	Lead Time	1st Quarter	2nd Quarter	3rd Quarter	4th Quarter	Last Mile	Mile Rate	Distance Travelled	Gross Time/ Margin
					03.21	06.30	12.86	1:44.71	2:12.92	2:41.35	0:45.14	1:16.04 (0:30.90)	1:44.71 (0:28.67)	2:12.92 (0:28.21)	2:41.35 (0:28.43)				
8	8	CAPTAIN CONFETTI NZ	61.19	0:28.18	03.56	06.71	13.41	0:59.57	0:56.81	0:57.36	0:45.75 [5]	1:16.70 [6]	1:45.33 [5]	2:13.51 [6]	2:42.70 [8]	1:56.94	1:56.98	+1m	17.90m
		Jack Laugher	Lead	Q3			200m	805m	805m	805m		630m	402m	403m	402m				

Note: Timing is based on positional data

[ ] Indicates rank at the end of each section

-:--:-- No data available for this section

N/A Information not available

# Tabcorp Park Melton VIC - M-CLASS

## Race 6: DNR LOGISTICS PACE - 1720m

14 May 2022 - 7:33PM



HARNESS RACING VICTORIA

RANK	TAB	Horse/ Driver	Top Speed (Km/h)	Fastest Section	First 50m 03.14	First 100m 06.31	First 200m 12.82	First Half 1:04.99	Middle Half 1:33.67	Last Half 2:01.89	Lead Time 0:06.93	1st Quarter	2nd Quarter	3rd Quarter	4th Quarter	Last Mile	Mile Rate	Distance Travelled	Gross Time/ Margin
												0:35.00 (0:28.07)	1:04.99 (0:29.99)	1:33.67 (0:28.68)	2:01.89 (0:28.21)				
1	5	ALBY TWO CHAINS	59.08	0:27.53	03.23	06.63	14.11	0:58.71	0:57.95	0:55.83	0:07.34 [5]	0:36.40 [8] (0:29.06)	1:06.06 [8] (0:29.65)	1:34.35 [6] (0:28.30)	2:01.89 [1] (0:27.53)	1:54.54	1:54.14	+24m	2:01.89
		Michelle Phillips	Lead	Q4			202m	815m	815m	816m	109m	410m	406m	409m	408m				
2	9	EVA MATEO	59.31	0:27.88	03.52	06.80	13.38	0:57.79	0:58.56	0:56.67	0:07.47 [7]	0:35.35 [2] (0:27.88)	1:05.26 [3] (0:29.91)	1:33.93 [3] (0:28.66)	2:01.94 [2] (0:28.01)	1:54.47	1:54.23	+1m	0.68m
		Kerryn Manning	Lead	Q1			201m	804m	805m	805m	111m	402m	402m	404m	403m				
3	1	PRAY TELL	59.25	0:27.80	03.27	06.56	13.12	0:57.79	0:58.67	0:57.30	0:07.20 [4]	0:35.00 [1] (0:27.80)	1:04.99 [1] (0:29.99)	1:33.67 [1] (0:28.68)	2:02.28 [3] (0:28.62)	1:55.09	1:54.51	0m	5.41m
		Ellen Tormey	Lead	Q1			199m	803m	803m	804m	110m	402m	402m	402m	403m				
4	11	YANKEE GOLD NZ	59.15	0:28.34	03.53	06.85	13.82	0:57.98	0:58.28	0:57.00	0:07.54 [8]	0:35.89 [5] (0:28.35)	1:05.52 [5] (0:29.63)	1:34.18 [4] (0:28.66)	2:02.52 [4] (0:28.34)	1:54.98	1:54.70	+2m	8.44m
		Emmett Brosnan	Lead	Q4			203m	806m	804m	804m	112m	405m	402m	404m	401m				
5	6	ONE TWO MANY	57.57	0:28.09	03.39	06.88	14.42	0:58.27	0:58.11	0:56.70	0:07.61 [9]	0:36.39 [7] (0:28.77)	1:05.88 [7] (0:29.50)	1:34.49 [8] (0:28.61)	2:02.57 [5] (0:28.09)	1:54.97	1:54.79	+5m	9.39m
		Nathan Jack	Lead	Q4			203m	808m	804m	805m	111m	406m	402m	403m	403m				
6	10	SOEXTRA	60.02	0:28.67	03.42	06.67	13.37	0:57.87	0:57.81	0:57.43	0:07.34 [5]	0:36.07 [6] (0:28.73)	1:05.21 [2] (0:29.14)	1:33.88 [2] (0:28.67)	2:02.64 [6] (0:28.75)	1:55.30	1:54.88	+19m	9.86m
		Daryl Douglas	Lead	Q3			201m	816m	816m	811m	111m	408m	409m	407m	404m				
7	2	CELESTIAL TREKKER	60.13	0:28.51	03.16	06.40	12.99	0:58.71	0:58.71	0:57.22	0:07.07 [3]	0:35.78 [4] (0:28.70)	1:05.79 [6] (0:30.01)	1:34.49 [7] (0:28.71)	2:03.00 [7] (0:28.51)	1:55.93	1:55.16	+17m	14.71m
		Greg Sugars	Lead	Q4			200m	813m	814m	813m	108m	406m	408m	407m	407m				

Note: Timing is based on positional data

[ ] Indicates rank at the end of each section

-:--:- No data available for this section

N/A Information not available

# Tabcorp Park Melton VIC - M-CLASS

## Race 6: DNR LOGISTICS PACE - 1720m

14 May 2022 - 7:33PM



HARNESS RACING VICTORIA

RANK	TAB	Horse/ Driver	Top Speed (Km/h)	Fastest Section	First 50m	First 100m	First 200m	First Half	Middle Half	Last Half	Lead Time	1st Quarter	2nd Quarter	3rd Quarter	4th Quarter	Last Mile	Mile Rate	Distance Travelled	Gross Time/ Margin
					03.14	06.31	12.82	1:04.99	1:33.67	2:01.89	0:06.93	0:35.00 (0:28.07)	1:04.99 (0:29.99)	1:33.67 (0:28.68)	2:01.89 (0:28.21)				
8	7	KISSMELVIS	61.68	0:28.49	03.14	06.31	12.82	0:58.57	0:58.79	0:57.68	0:06.93 [1]	0:35.42 [3]	1:05.51 [4]	1:34.21 [5]	2:03.20 [8]	1:56.27	1:55.35	+22m	17.43m
		Jordan Leedham	Q1	Q1			201m	819m	813m	811m	109m	412m	407m	407m	405m				
9	3	OZZIE PLAYBOY	60.96	0:28.57	03.20	06.38	13.71	0:59.17	0:57.94	0:57.21	0:07.03 [2]	0:36.85 [9]	1:06.20 [9]	1:34.79 [9]	2:03.41 [9]	1:56.38	1:55.54	+18m	20.59m
		Jack Laugher	Q1	Q3			202m	815m	808m	810m	109m	412m	404m	405m	406m				

Scratched: TAY TAY (4), KOWALSKI ANALYSIS (8)

Note: Timing is based on positional data

[ ] Indicates rank at the end of each section

-:--:-- No data available for this section

N/A Information not available

# Tabcorp Park Melton VIC - M-CLASS

## Race 7: TAB YOUNG PEDRO FREE FOR ALL - 1720m

14 May 2022 - 8:04PM



HARNESS RACING VICTORIA


RANK	TAB	Horse/ Driver	Top Speed (Km/h)	Fastest Section	First 50m	First 100m	First 200m	First Half	Middle Half	Last Half	Lead Time	1st Quarter	2nd Quarter	3rd Quarter	4th Quarter	Last Mile	Mile Rate	Distance Travelled	Gross Time/ Margin
					03.09	06.23	12.95	1:07.49	1:36.27	2:03.62	0:06.89	0:36.31 (0:29.42)	1:07.49 (0:31.18)	1:36.27 (0:28.78)	2:03.62 (0:27.35)				
1	1	<b>KHAKI NUI NZ</b>	<b>61.66</b>	<b>0:27.35</b>	03.12	06.27	<b>12.95</b>	1:00.57	0:59.96	0:56.13	0:06.91 [2]	<b>0:36.31 [1]</b>	<b>1:07.49 [1]</b>	<b>1:36.27 [1]</b>	<b>2:03.62 [1]</b>	1:56.71	1:55.78	0m	2:03.62
		Ellen Tormey	Lead	Q4			200m	805m	807m	806m	109m	403m	403m	404m	403m				
2	10	<b>BULLETPROOF BOY</b>	<b>60.65</b>	<b>0:27.21</b>	03.50	06.73	<b>13.69</b>	1:01.27	0:59.04	0:55.08	0:07.42 [7]	<b>0:37.52 [8]</b>	<b>1:08.69 [8]</b>	<b>1:36.56 [3]</b>	<b>2:03.78 [2]</b>	1:56.36	1:55.87	+21m	2:09m
		Scott Ewen	Lead	Q4			203m	814m	816m	817m	111m	409m	406m	410m	408m				
3	9	<b>SHORTYS MATE NZ</b>	<b>60.41</b>	<b>0:26.86</b>	03.68	06.89	<b>13.63</b>	1:00.68	0:59.89	0:55.56	0:07.54 [9]	<b>0:37.03 [5]</b>	<b>1:08.22 [5]</b>	<b>1:36.92 [7]</b>	<b>2:03.78 [3]</b>	1:56.24	1:55.97	0m	2:17m
		Jack Laugher	Lead	Q4			200m	803m	804m	806m	112m	403m	401m	404m	404m				
4	8	<b>HULI NIEN</b>	<b>61.60</b>	<b>0:27.25</b>	03.47	06.59	<b>13.28</b>	1:00.61	0:59.91	0:56.01	0:07.24 [5]	<b>0:36.69 [3]</b>	<b>1:07.85 [3]</b>	<b>1:36.60 [4]</b>	<b>2:03.85 [4]</b>	1:56.61	1:55.97	0m	3:12m
		John Justice	Lead	Q4			202m	804m	805m	805m	113m	402m	403m	403m	403m				
5	3	<b>LOVE INA CHEVY NZ</b>	<b>61.69</b>	<b>0:27.30</b>	03.09	06.23	<b>12.98</b>	1:01.20	0:59.89	0:55.97	0:06.89 [1]	<b>0:36.88 [4]</b>	<b>1:08.10 [4]</b>	<b>1:36.77 [5]</b>	<b>2:04.07 [5]</b>	1:57.17	1:56.15	+14m	5:85m
		Lance Justice	Lead	Q4			200m	812m	812m	812m	110m	407m	406m	407m	406m				
6	6	<b>IM NO OUTLAW NZ</b>	<b>58.07</b>	<b>0:26.96</b>	03.32	06.76	<b>14.05</b>	1:01.03	0:59.83	0:55.62	0:07.49 [8]	<b>0:37.36 [7]</b>	<b>1:08.52 [7]</b>	<b>1:37.19 [9]</b>	<b>2:04.15 [6]</b>	1:56.65	1:56.25	+4m	7:39m
		Ryan Sanderson	Lead	Q4			203m	806m	805m	808m	110m	405m	401m	404m	405m				
7	7	<b>ALWAYS FAST</b>	<b>58.95</b>	<b>0:27.43</b>	03.28	06.62	<b>14.05</b>	1:01.66	0:59.03	0:55.28	0:07.33 [6]	<b>0:37.82 [9]</b>	<b>1:08.99 [9]</b>	<b>1:36.85 [6]</b>	<b>2:04.28 [7]</b>	1:56.94	1:56.34	+25m	8:60m
		Mark Pitt	Lead	Q4			203m	818m	816m	818m	110m	412m	407m	410m	408m				

Note: Timing is based on positional data

[ ] Indicates rank at the end of each section

-:--:- No data available for this section

N/A Information not available



# Tabcorp Park Melton VIC - M-CLASS

## Race 7: TAB YOUNG PEDRO FREE FOR ALL - 1720m

14 May 2022 - 8:04PM



HARNESS RACING VICTORIA

RANK	TAB	Horse/Driver	Top Speed (Km/h)	Fastest Section	First 50m	First 100m	First 200m	First Half	Middle Half	Last Half	Lead Time	1st Quarter	2nd Quarter	3rd Quarter	4th Quarter	Last Mile	Mile Rate	Distance Travelled	Gross Time/Margin
					03.09	06.23	12.95	1:07.49	1:36.27	2:03.62	0:06.89	0:36.31 (0:29.42)	1:07.49 (0:31.18)	1:36.27 (0:28.78)	2:03.62 (0:27.35)				
8	5	<b>SICARIO</b>	<b>60.85</b>	<b>0:27.81</b>	03.12	06.32	13.14	1:00.79	0:59.92	0:56.50	0:06.98 [3]	<b>0:36.56 [2]</b>	<b>1:07.78 [2]</b>	<b>1:36.47 [2]</b>	<b>2:04.28 [8]</b>	1:57.30	1:56.43	+18m	9.05m
		Chris Alford	Lead	Q4			201m	816m	812m	811m		109m	412m	406m	407m				
9	2	<b>DENIS WILLIAM</b>	<b>60.16</b>	<b>0:27.41</b>	03.26	06.51	13.36	1:01.23	0:59.90	0:56.10	0:07.18 [4]	<b>0:37.22 [6]</b>	<b>1:08.42 [6]</b>	<b>1:37.11 [8]</b>	<b>2:04.52 [9]</b>	1:57.33	1:56.62	+17m	11.94m
		Simone Walker	Lead	Q4			202m	812m	812m	816m		111m	407m	406m	407m				

Scratched: CODE BLACK NZ (4)

Note: Timing is based on positional data

[ ] Indicates rank at the end of each section

-:--:- No data available for this section

N/A Information not available

# Tabcorp Park Melton VIC - M-CLASS

## Race 8: IRT AUSTRALIA TROTTERS HANDICAP - 2760m

14 May 2022 - 8:34PM



HARNESS RACING VICTORIA

RANK	TAB	Horse/ Driver	Top Speed (Km/h)	Fastest Section	First 50m	First 100m	First 200m	First Half	Middle Half	Last Half	Lead Time	1st Quarter	2nd Quarter	3rd Quarter	4th Quarter	Last Mile	Mile Rate	Distance Travelled	Gross Time/ Margin
					05.62	09.53	16.75	2:30.17	2:59.10	3:29.49	1:27.57	1:59.45 (0:31.86)	2:30.17 (0:30.72)	2:59.10 (0:28.93)	3:29.49 (0:30.39)				
1	3	ULTIMATE STRIDE NZ	53.37	0:28.96	05.62	09.59	16.90	1:02.56	0:59.63	0:59.01	1:27.91 [2]	1:59.81 [2] (0:31.89)	2:30.49 [2] (0:30.68)	2:59.44 [3] (0:28.96)	3:29.49 [1] (0:30.04)	2:01.56	2:02.24	+6m	3:29.49
		Greg Sugars	Lead	Q3			202m	806m	806m	805m	1156m	403m	403m	404m	402m				
2	8	MUFASA METRO NZ	55.61	0:28.94	07.18	11.09	18.30	1:02.57	0:59.65	0:59.52	1:27.57 [1]	1:59.45 [1] (0:31.86)	2:30.17 [1] (0:30.72)	2:59.10 [1] (0:28.94)	3:29.68 [2] (0:30.57)	2:02.10	2:02.35	+4m	2.40m
		John Justice	Lead	Q3			201m	804m	804m	805m	1156m	403m	402m	403m	403m				
3	2	TRAVEL BUG	52.89	0:28.74	05.55	09.53	16.82	1:02.03	0:58.89	0:59.28	1:28.61 [4]	2:00.48 [4] (0:31.87)	2:30.64 [3] (0:30.15)	2:59.38 [2] (0:28.74)	3:29.93 [3] (0:30.55)	2:01.32	2:02.47	+8m	5.80m
		Ryan Sanderson	Lead	Q3			198m	808m	812m	811m	1148m	404m	406m	407m	405m				
4	7	ROBBIE ROYALE NZ	55.57	0:28.98	05.97	09.77	16.75	1:02.54	0:59.64	0:59.44	1:28.24 [3]	2:00.12 [3] (0:31.88)	2:30.78 [4] (0:30.66)	2:59.77 [4] (0:28.98)	3:30.23 [4] (0:30.46)	2:01.98	2:02.64	0m	9.80m
		Chris Alford	Lead	Q3			202m	804m	804m	805m	1153m	403m	402m	403m	402m				
5	10	C K SPUR NZ	52.48	0:28.88	07.69	11.62	18.96	1:01.34	0:58.63	0:59.45	1:29.59 [6]	2:01.19 [6] (0:31.59)	2:30.93 [5] (0:29.75)	2:59.82 [5] (0:28.88)	3:30.39 [5] (0:30.56)	2:00.79	2:02.70	+9m	12m
		Kate Gath	Lead	Q3			201m	809m	812m	811m	1150m	404m	406m	407m	405m				
6	4	IMPERIAL WHIZ NZ	52.50	0:29.10	05.89	09.88	17.36	1:01.89	0:59.34	0:59.67	1:29.20 [5]	2:00.84 [5] (0:31.64)	2:31.09 [6] (0:30.24)	3:00.18 [6] (0:29.10)	3:30.75 [6] (0:30.56)	2:01.55	2:02.94	+3m	16.90m
		John Caldwell	Lead	Q3			202m	806m	805m	805m	1153m	404m	402m	404m	402m				
7	6	ALDEBARAN TESS NZ	51.40	0:29.50	08.77	16.34	25.88	1:00.95	0:59.92	1:00.03	1:37.08 [7]	2:07.61 [7] (0:30.53)	2:38.04 [7] (0:30.42)	3:07.53 [7] (0:29.50)	3:38.06 [7] (0:30.52)	2:00.97	2:07.19	+9m	114.80m
		Matthew Craven	Lead	Q3			203m	808m	808m	807m	1156m	404m	404m	405m	403m				

Note: Timing is based on positional data

[ ] Indicates rank at the end of each section

-:--:- No data available for this section

N/A Information not available

# Tabcorp Park Melton VIC - M-CLASS

## Race 8: IRT AUSTRALIA TROTTERS HANDICAP - 2760m

14 May 2022 - 8:34PM



HARNESS RACING VICTORIA

RANK	TAB	Horse/ Driver	Top Speed (Km/h)	Fastest Section	First 50m	First 100m	First 200m	First Half	Middle Half	Last Half	Lead Time	1st Quarter	2nd Quarter	3rd Quarter	4th Quarter	Last Mile	Mile Rate	Distance Travelled	Gross Time/ Margin
					05.62	09.53	16.75	2:30.17	2:59.10	3:29.49	1:27.57	1:59.45 (0:31.86)	2:30.17 (0:30.72)	2:59.10 (0:28.93)	3:29.49 (0:30.39)				
8	5	ALEPPO MURPHY	51.11	0:30.01	12.71	18.70	27.01	1:00.94	1:00.39	1:00.77	1:37.39 [8]	2:07.95 [8]	2:38.33 [8]	3:08.34 [8]	3:39.10 [8]	2:01.71	2:07.83	+8m	128.70m
		Alex Ashwood	Lead	Q3			203m	806m	806m	806m	1157m	405m	402m	405m	402m				
9	9	ADELLE NZ	51.50	0:29.94	07.43	11.38	20.27	1:03.26	1:00.54	1:00.46	1:42.12 [9]	2:14.79 [9]	2:45.38 [9]	3:15.32 [9]	3:45.84 [9]	2:03.71	2:11.74	+8m	219.40m
		Kerryn Manning	Lead	Q3			203m	808m	806m	806m	1156m	405m	403m	404m	403m				

Scratched: GARSHAWAY (1)

Note: Timing is based on positional data

[ ] Indicates rank at the end of each section

-:--:-- No data available for this section

N/A Information not available

# Tabcorp Park Melton VIC - M-CLASS

## Race 9: APG VIC GOLD BULLION (3YO COLTS & GELDINGS) FINAL (GROUP 1) - 1720m



14 May 2022 - 9:02PM



HARNESS RACING VICTORIA

RANK	TAB	Horse/ Driver	Top Speed (Km/h)	Fastest Section	First 50m	First 100m	First 200m	First Half	Middle Half	Last Half	Lead Time	1st Quarter	2nd Quarter	3rd Quarter	4th Quarter	Last Mile	Mile Rate	Distance Travelled	Gross Time/ Margin
					03.20	06.24	12.57	1:03.54	1:31.44	2:01.24	0:06.86	0:34.34 (0:27.48)	1:03.54 (0:29.19)	1:31.44 (0:27.90)	2:01.24 (0:29.80)				
1	5	<b>CATCH A WAVE</b>	<b>63.58</b>	<b>0:27.48</b>	03.20	06.24	12.57	0:56.67	0:57.09	0:57.70	0:06.86 [1]	0:34.34 [1]	1:03.54 [1]	1:31.44 [1]	2:01.24 [1]	1:54.37	1:53.59	+4m	2:01.24
		Kate Gath	Q1	Q1				199m	809m	807m	806m	108m	406m	404m	404m				
2	11	<b>DISTRICT ATTORNEY</b>	<b>56.90</b>	<b>0:27.51</b>	03.77	07.19	14.43	0:57.23	0:55.77	0:56.48	0:07.92 [10]	0:36.88 [10]	1:05.15 [10]	1:32.65 [7]	2:01.62 [2]	1:53.70	1:53.87	+19m	5.10m
		Jodi Quinlan	Lead	Q3				202m	814m	815m	816m	111m	407m	408m	408m				
3	6	<b>MAJOR MAJOR</b>	<b>60.62</b>	<b>0:28.13</b>	03.36	06.55	13.21	0:56.98	0:56.56	0:58.12	0:07.19 [3]	0:35.76 [6]	1:04.17 [4]	1:32.31 [3]	2:02.30 [3]	1:55.10	1:54.52	+14m	14.30m
		Anthony Butt	Q1	Q3				202m	817m	812m	807m	110m	410m	408m	405m				
4	9	<b>LIGHTNING DAN</b>	<b>56.94</b>	<b>0:28.11</b>	03.69	07.11	13.82	0:56.72	0:56.56	0:58.01	0:07.79 [8]	0:36.06 [7]	1:04.52 [6]	1:32.63 [6]	2:02.53 [4]	1:54.74	1:54.71	+11m	17.50m
		Mark Pitt	Lead	Q3				202m	814m	813m	807m	112m	407m	409m	405m				
5	10	<b>LOCHINVAR JAG</b>	<b>57.87</b>	<b>0:27.56</b>	03.69	07.03	14.10	0:57.07	0:55.83	0:57.75	0:07.73 [7]	0:36.53 [9]	1:04.80 [8]	1:32.37 [5]	2:02.56 [5]	1:54.83	1:54.80	+17m	17.70m
		Nathan Jack	Lead	Q3				203m	815m	813m	813m	112m	408m	408m	407m				
6	7	<b>ANOTHERBIGMAN</b>	<b>55.29</b>	<b>0:28.28</b>	03.54	07.14	14.77	0:57.01	0:57.10	0:57.86	0:07.88 [9]	0:36.17 [8]	1:04.89 [9]	1:33.27 [8]	2:02.75 [6]	1:54.87	1:54.99	+10m	20.10m
		Greg Sugars	Lead	Q1				202m	809m	810m	812m	109m	407m	403m	407m				
7	1	<b>KHAFAJI</b>	<b>60.27</b>	<b>0:27.48</b>	03.32	06.53	12.96	0:56.67	0:57.37	0:59.18	0:07.16 [2]	0:34.64 [2]	1:03.83 [2]	1:32.01 [2]	2:03.01 [7]	1:55.85	1:55.18	+2m	23.80m
		Chris Alford	Q1	Q1				198m	808m	807m	805m	108m	404m	404m	404m				

Note: Timing is based on positional data

[ ] Indicates rank at the end of each section

-:--:- No data available for this section

N/A Information not available



# Tabcorp Park Melton VIC - M-CLASS

## Race 9: APG VIC GOLD BULLION (3YO COLTS & GELDINGS) FINAL (GROUP 1) - 1720m



14 May 2022 - 9:02PM



HARNESS RACING VICTORIA

RANK	TAB	Horse/Driver	Top Speed (Km/h)	Fastest Section	First 50m	First 100m	First 200m	First Half	Middle Half	Last Half	Lead Time	1st Quarter	2nd Quarter	3rd Quarter	4th Quarter	Last Mile	Mile Rate	Distance Travelled	Gross Time/Margin
					03.20	06.24	12.57	1:03.54	1:31.44	2:01.24	0:06.86	0:34.34 (0:27.48)	1:03.54 (0:29.19)	1:31.44 (0:27.90)	2:01.24 (0:29.80)				
8	3	FLASH JIMMY	59.63	0:28.25	03.32	06.56	13.19	0:56.65	0:56.88	0:59.68	0:07.21 [4]	0:35.46 [5]	1:03.86 [3]	1:32.34 [4]	2:03.54 [8]	1:56.33	1:55.74	+15m	30.70m
		Matthew Craven	Q1	Q1			200m	814m	814m	812m	109m	407m	408m	407m	406m				
9	8	RACING TIME	57.77	0:27.78	03.65	06.99	13.81	0:56.95	0:58.13	1:02.68	0:07.67 [6]	0:35.46 [4]	1:04.62 [7]	1:33.59 [9]	2:07.30 [9]	1:59.63	1:59.20	+1m	81.20m
		Ellen Tormey	Q1	Q1			201m	805m	807m	807m	111m	402m	404m	404m	404m				
10	2	BANKSOFTHEMURRAY	58.16	0:27.75	03.31	06.65	13.41	0:56.96	0:58.79	1:03.04	0:07.33 [5]	0:35.09 [3]	1:04.28 [5]	1:33.87 [10]	2:07.34 [10]	2:00.00	1:59.28	+3m	81.70m
		Glen Craven	Lead	Q1			199m	806m	805m	808m	109m	404m	403m	403m	405m				

Scratched: ALWAYS LOCKSLEY (4)

Note: Timing is based on positional data

[ ] Indicates rank at the end of each section

-:--:-- No data available for this section

N/A Information not available

# Tabcorp Park Melton VIC - M-CLASS

## Race 10: APG VIC GOLD BULLION (3YO FILLIES) FINAL (GROUP 1) - 1720m

14 May 2022 - 9:31PM



HARNESS RACING VICTORIA

RANK	TAB	Horse/ Driver	Top Speed (Km/h)	Fastest Section	First 50m	First 100m	First 200m	First Half	Middle Half	Last Half	Lead Time	1st Quarter	2nd Quarter	3rd Quarter	4th Quarter	Last Mile	Mile Rate	Distance Travelled	Gross Time/ Margin
												0:35.83 (0:28.86)	1:06.15 (0:30.32)	1:34.67 (0:28.52)	2:02.24 (0:27.56)				
1	1	JUST HOPE	61.44	0:27.57	03.22	06.41	12.68	1:06.15	1:34.67	2:02.24	0:06.97	0:35.83 [1]	1:06.15 [1]	1:34.67 [1]	2:02.24 [1]	1:55.19	1:54.49	+3m	2:02.24
		Nathan Jack	Q1	Q4			200m	805m	808m	808m	108m	403m	403m	406m	403m				
2	7	PETILLANTE	62.04	0:27.66	03.17	06.33	12.81	0:59.47	0:58.82	0:56.18	0:06.96 [1]	0:36.14 [2]	1:06.43 [2]	1:34.96 [3]	2:02.61 [2]	1:55.65	1:54.86	+6m	5.04m
		Jason Lee	Q1	Q4			200m	807m	808m	808m	109m	404m	403m	406m	403m				
3	5	HEAVENLY SIGN	57.49	0:27.52	03.33	06.77	14.12	0:59.28	0:57.75	0:55.86	0:07.53 [5]	0:37.42 [6]	1:06.83 [5]	1:35.16 [4]	2:02.69 [3]	1:55.15	1:54.86	+17m	6.04m
		Jodi Quinlan	Lead	Q4			201m	812m	815m	814m	109m	406m	407m	409m	406m				
4	3	PLAYING UP	58.08	0:28.08	03.30	06.65	13.62	0:59.17	0:58.09	0:56.42	0:07.37 [4]	0:36.80 [4]	1:06.54 [3]	1:34.88 [2]	2:02.96 [4]	1:55.59	1:55.14	+15m	9.66m
		Greg Sugars	Lead	Q4			199m	810m	815m	814m	109m	404m	407m	409m	406m				
5	6	OUR LITTLE JET	57.15	0:27.72	03.38	06.82	14.28	0:59.54	0:57.66	0:56.03	0:07.56 [6]	0:37.74 [7]	1:07.10 [7]	1:35.40 [6]	2:03.13 [5]	1:55.56	1:55.33	+18m	11.96m
		Mark Pitt	Lead	Q4			203m	813m	814m	814m	110m	407m	407m	408m	407m				
6	4	LARVOTTO BEACH	56.59	0:28.24	03.48	06.94	13.97	0:59.41	0:58.61	0:56.86	0:07.64 [7]	0:37.05 [5]	1:07.05 [6]	1:35.66 [7]	2:03.91 [6]	1:56.27	1:56.08	+5m	22.50m
		Kate Gath	Lead	Q4			201m	806m	806m	809m	110m	406m	401m	405m	404m				
7	2	CHAMPIONNE	59.25	0:28.60	03.35	06.63	13.16	0:59.43	0:58.88	0:57.52	0:07.31 [3]	0:36.49 [3]	1:06.75 [4]	1:35.36 [5]	2:04.28 [7]	1:56.96	1:56.36	0m	27.34m
		Chris Alford	Q1	Q3			200m	804m	806m	806m	110m	403m	402m	405m	402m				

Note: Timing is based on positional data

[ ] Indicates rank at the end of each section

-:--:- No data available for this section

N/A Information not available

# Tabcorp Park Melton VIC - M-CLASS

## Race 11: ALDEBARAN PARK VICBRED PLATINUM HOME GROWN CLASSIC (2YO TROTTING FILLIES) FINAL (GROUP 1) - 1720m



14 May 2022 - 10:02PM



HARNESS RACING VICTORIA

RANK	TAB	Horse/ Driver	Top Speed (Km/h)	Fastest Section	First 50m	First 100m	First 200m	First Half	Middle Half	Last Half	Lead Time	1st Quarter	2nd Quarter	3rd Quarter	4th Quarter	Last Mile	Mile Rate	Distance Travelled	Gross Time/ Margin
					03.56	07.20	14.86	1:11.49	1:41.61	2:10.74	0:07.95	0:40.10 (0:32.14)	1:11.49 (0:31.40)	1:41.61 (0:30.12)	2:10.74 (0:29.13)				
1	1	VALERIE LANE	54.14	0:29.14	03.56	07.20	14.86	1:03.54	1:01.52	0:59.24	0:07.95 [1]	0:40.10 [1]	1:11.49 [1]	1:41.61 [1]	2:10.74 [1]	2:02.79	2:02.44	0m	2:10.74
		Kerryn Manning	Lead	Q4			199m	806m	806m	806m		108m	404m	403m	404m				
2	7	DICHOTOMY	52.91	0:29.13	03.71	07.47	15.92	1:03.52	1:00.57	0:58.99	0:08.30 [4]	0:41.11 [4]	1:11.82 [2]	1:41.68 [2]	2:10.81 [2]	2:02.51	2:02.53	+20m	0.89m
		Bailey McDonough	Lead	Q4			203m	818m	814m	813m		110m	412m	407m	408m				
3	3	ALDEBARAN MILEY	52.68	0:28.55	03.71	07.48	15.59	1:04.28	0:59.75	0:58.36	0:08.28 [3]	0:42.63 [7]	1:12.57 [7]	1:42.39 [5]	2:10.94 [3]	2:02.66	2:02.63	+28m	2.67m
		Chris Svanosio	Lead	Q4			202m	823m	816m	815m		110m	416m	408m	408m				
4	6	ALDEBARAN BROOKE	51.74	0:28.77	04.22	08.10	16.19	1:03.63	1:01.49	0:58.97	0:08.91 [6]	0:41.26 [5]	1:12.54 [6]	1:42.75 [7]	2:11.52 [4]	2:02.61	2:03.19	+6m	10.54m
		Chris Alford	Q4	Q4			203m	806m	805m	811m		112m	405m	402m	404m				
5	2	COGNATI	53.34	0:30.14	03.63	07.36	15.23	1:03.71	1:01.55	1:00.48	0:08.14 [2]	0:40.45 [2]	1:11.85 [3]	1:41.100 [3]	2:12.34 [5]	2:04.19	2:03.94	+2m	21.09m
		Greg Sugars	Lead	Q3			199m	805m	806m	807m		109m	405m	401m	405m				
6	4	BULLION GIRL	51.11	0:30.22	03.99	07.85	15.60	1:03.55	1:01.54	1:00.56	0:08.64 [5]	0:40.88 [3]	1:12.19 [4]	1:42.42 [6]	2:12.75 [6]	2:04.11	2:04.31	+3m	26.80m
		Daryl Douglas	Lead	Q3			201m	807m	807m	807m		110m	405m	403m	405m				
7	5	BELLEZA	54.34	0:29.81	05.47	09.05	16.56	1:02.43	1:00.28	1:00.62	0:09.76 [7]	0:41.72 [6]	1:12.20 [5]	1:42.01 [4]	2:12.81 [7]	2:03.05	2:04.40	+12m	27.44m
		John Calow	Lead	Q3			200m	809m	815m	813m		111m	403m	408m	408m				

Note: Timing is based on positional data

[ ] Indicates rank at the end of each section

-:--:- No data available for this section

N/A Information not available

# Tabcorp Park Melton VIC - M-CLASS

Race 12: MIMOSA HOMES PACE - 1720m

14 May 2022 - 10:28PM



HARNESS RACING VICTORIA

RANK	TAB	Horse/ Driver	Top Speed (Km/h)	Fastest Section	First 50m	First 100m	First 200m	First Half	Middle Half	Last Half	Lead Time	1st Quarter	2nd Quarter	3rd Quarter	4th Quarter	Last Mile	Mile Rate	Distance Travelled	Gross Time/ Margin
					03.20	06.37	13.03	1:05.51	1:33.24	2:01.61	0:07.02	0:35.76 (0:28.74)	1:05.51 (0:29.75)	1:33.24 (0:27.73)	2:01.61 (0:28.38)				
1	10	THOMAS HEIGHTS	59.21	0:27.72	03.63	06.88	13.67	0:58.56	0:57.50	0:55.51	0:07.55 [6]	0:36.39 [5] (0:28.84)	1:06.11 [6] (0:29.72)	1:33.89 [5] (0:27.78)	2:01.61 [1] (0:27.72)	1:54.06	1:53.85	0m	2:01.61
		Kate Gath	Q1	Q4				201m	805m	805m	806m	111m	404m	402m	404m				
2	2	ALLSHOOKUP	59.33	0:27.65	03.25	06.51	13.28	0:58.63	0:57.35	0:55.83	0:07.18 [3]	0:36.11 [4] (0:28.93)	1:05.81 [4] (0:29.70)	1:33.47 [2] (0:27.65)	2:01.65 [2] (0:28.18)	1:54.46	1:53.95	+19m	0.39m
		Michelle Phillips	Q1	Q3				200m	813m	813m	815m	110m	408m	406m	408m				
3	1	HES UNDER WRAPS NZ	60.74	0:27.72	03.20	06.37	13.03	0:58.50	0:57.48	0:56.47	0:07.02 [1]	0:35.76 [1] (0:28.73)	1:05.53 [2] (0:29.77)	1:33.24 [1] (0:27.72)	2:01.99 [3] (0:28.74)	1:54.96	1:54.23	0m	4.68m
		Jordan Leedham	Q1	Q3				199m	805m	805m	806m	109m	403m	403m	403m				
4	9	ART OF SHENG LI	60.44	0:27.77	03.52	06.73	13.33	0:58.42	0:57.47	0:56.20	0:07.38 [5]	0:36.10 [3] (0:28.71)	1:05.81 [3] (0:29.71)	1:33.56 [4] (0:27.77)	2:02.00 [4] (0:28.43)	1:54.61	1:54.23	+1m	4.73m
		Ryan Sanderson	Q1	Q3				201m	805m	804m	806m	113m	403m	402m	402m				
5	5	FINAL PEACE	59.89	0:27.82	03.23	06.47	13.48	0:58.95	0:57.46	0:56.41	0:07.16 [2]	0:36.46 [6] (0:29.30)	1:06.11 [5] (0:29.64)	1:33.93 [6] (0:27.82)	2:02.52 [5] (0:28.59)	1:55.35	1:54.70	+22m	12.02m
		David Murphy	Lead	Q3				201m	817m	815m	816m	108m	411m	407m	408m				
6	7	ORBIE	55.72	0:27.94	03.49	07.09	14.48	0:58.86	0:57.56	0:56.10	0:07.84 [9]	0:37.10 [9] (0:29.25)	1:06.71 [9] (0:29.62)	1:34.66 [9] (0:27.94)	2:02.82 [6] (0:28.16)	1:54.97	1:54.98	+22m	16.04m
		Laura Crossland	Lead	Q3				202m	817m	813m	816m	110m	411m	406m	407m				
7	4	ITZAMAJOR SURPRISE	55.50	0:27.97	03.49	07.08	14.33	0:58.61	0:57.62	0:56.81	0:07.81 [8]	0:36.77 [7] (0:28.96)	1:06.42 [7] (0:29.65)	1:34.40 [7] (0:27.97)	2:03.23 [7] (0:28.84)	1:55.42	1:55.35	+1m	21.43m
		Matthew Craven	Lead	Q3				201m	805m	805m	806m	110m	404m	401m	405m				

Note: Timing is based on positional data

[ ] Indicates rank at the end of each section

-:--:- No data available for this section

N/A Information not available

# Tabcorp Park Melton VIC - M-CLASS

## Race 12: MIMOSA HOMES PACE - 1720m

14 May 2022 - 10:28PM



HARNESS RACING VICTORIA

RANK	TAB	Horse/ Driver	Top Speed (Km/h)	Fastest Section	First 50m	First 100m	First 200m	First Half	Middle Half	Last Half	Lead Time	1st Quarter	2nd Quarter	3rd Quarter	4th Quarter	Last Mile	Mile Rate	Distance Travelled	Gross Time/ Margin
					03.20	06.37	13.03	1:05.51	1:33.24	2:01.61	0:07.02	0:35.76 (0:28.74)	1:05.51 (0:29.75)	1:33.24 (0:27.73)	2:01.61 (0:28.38)				
8	11	ROCKASAKI	58.19	0:28.01	03.66	07.01	13.93	0:58.73	0:57.66	0:56.89	0:07.70 [7]	0:36.79 [8]	1:06.43 [8]	1:34.44 [8]	2:03.32 [8]	1:55.62	1:55.44	+16m	22.62m
		Anthony Butt	Lead	Q3			202m	814m	811m	812m		111m	409m	405m	407m				
9	3	MUSZTANG	59.75	0:28.01	03.28	06.51	13.15	0:58.33	0:57.74	0:57.82	0:07.18 [3]	0:35.79 [2]	1:05.51 [1]	1:33.52 [3]	2:03.33 [9]	1:56.15	1:55.54	+16m	22.65m
		John Caldwell	Q1	Q3			201m	816m	812m	811m		109m	411m	406m	407m				

Scratched: VINCENZINA (6), CELESTIAL TREKKER (8)

Note: Timing is based on positional data

[ ] Indicates rank at the end of each section

-:--:-- No data available for this section

N/A Information not available