

Tabcorp Park Melton VIC - M-CLASS

Race 1: IRT AUSTRALIA BREEDERS CROWN SERIES 25 (2YO COLTS & GELDINGS) (1ST SEMI-FINAL) - 2240m

12 November 2022 - 5:26PM



HARNESS RACING VICTORIA

RANK	TAB	Horse/ Driver	Top Speed (Km/h)	Fastest Section	First 50m	First 100m	First 200m	First Half	Middle Half	Last Half	Lead Time	1st Quarter	2nd Quarter	3rd Quarter	4th Quarter	Last Mile	Mile Rate	Distance Travelled	Gross Time/ Margin
					03.23	06.32	12.56	1:41.89	2:11.47	2:38.60	0:41.52	1:10.82 (0:29.30)	1:41.89 (0:31.07)	2:11.47 (0:29.57)	2:38.60 (0:27.13)				
1	5	THE LOST STORM	61.68	0:27.14	03.28	06.41	13.02	1:00.36	1:00.64	0:56.71	0:41.52 [1]	1:10.82 [1]	1:41.89 [1]	2:11.47 [1]	2:38.60 [1]	1:57.08	1:53.95	+14m	2:38.60
		Mark Pitt	Lead	Q4			203m	804m	803m	804m		642m	402m	402m	402m				
2	11	DOUGS PLATTER	58.45	0:26.48	03.91	07.23	13.98	0:59.33	0:59.98	0:55.73	0:43.57 [9]	1:12.19 [8]	1:42.92 [7]	2:12.16 [6]	2:38.64 [2]	1:55.05	1:53.98	+21m	0.48m
		Chris Alford	Lead	Q4			201m	811m	810m	814m		633m	407m	405m	406m				
3	6	DON HUGO	59.24	0:26.77	03.54	06.81	13.65	0:59.41	1:00.06	0:56.05	0:43.19 [7]	1:11.82 [6]	1:42.60 [5]	2:11.88 [4]	2:38.66 [3]	1:55.46	1:53.99	+24m	0.74m
		Jodi Quinlan	Lead	Q4			201m	811m	812m	813m		635m	406m	406m	407m				
4	9	CAPTAINS KNOCK	61.56	0:26.95	03.60	06.75	13.11	1:00.41	1:00.64	0:56.53	0:41.74 [2]	1:11.08 [2]	1:42.16 [2]	2:11.72 [3]	2:38.68 [4]	1:56.94	1:54.00	+4m	1.02m
		Brad Hewitt	Lead	Q4			201m	802m	803m	805m		633m	403m	401m	404m				
5	1	PERFECT CLASS	61.87	0:26.36	03.35	06.47	12.82	0:59.97	1:00.49	0:55.91	0:43.13 [6]	1:12.17 [7]	1:43.11 [8]	2:12.66 [9]	2:39.02 [5]	1:55.88	1:54.25	+7m	5.67m
		Kerryn Manning	Lead	Q4			200m	804m	806m	810m		629m	402m	403m	403m				
6	7	LITTLE LOUIE	60.03	0:26.56	03.39	06.67	13.81	0:59.25	0:59.98	0:55.86	0:43.97 [11]	1:12.54 [10]	1:43.23 [9]	2:12.51 [8]	2:39.09 [6]	1:55.11	1:54.30	+32m	6.53m
		Aaron Dunn	Lead	Q4			203m	814m	813m	815m		638m	409m	406m	408m				
7	10	OUR VINNIE	60.35	0:27.72	03.86	07.07	13.54	0:59.41	1:00.14	0:57.08	0:42.86 [5]	1:11.52 [4]	1:42.28 [3]	2:11.65 [2]	2:39.37 [7]	1:56.50	1:54.50	+18m	10.27m
		Allan McDonough	Lead	Q4			201m	812m	810m	809m		633m	407m	405m	405m				

Note: Timing is based on positional data

[] Indicates rank at the end of each section

-:--:- No data available for this section

N/A Information not available

Tabcorp Park Melton VIC - M-CLASS

Race 1: IRT AUSTRALIA BREEDERS CROWN SERIES 25 (2YO COLTS & GELDINGS) (1ST SEMI-FINAL) - 2240m



12 November 2022 - 5:26PM



HARNESS RACING VICTORIA

RANK	TAB	Horse/Driver	Top Speed (Km/h)	Fastest Section	First 50m	First 100m	First 200m	First Half	Middle Half	Last Half	Lead Time	1st Quarter	2nd Quarter	3rd Quarter	4th Quarter	Last Mile	Mile Rate	Distance Travelled	Gross Time/Margin
					03.23	06.32	12.56	1:41.89	2:11.47	2:38.60	0:41.52	1:10.82 (0:29.30)	1:41.89 (0:31.07)	2:11.47 (0:29.57)	2:38.60 (0:27.13)				
8	2	ANOTHER NIEN	62.64	0:27.21	03.23	06.34	12.56	1:00.04	1:00.64	0:56.79	0:42.69 [4]	1:11.67 [5]	1:42.74 [6]	2:12.30 [7]	2:39.52 [8]	1:56.82	1:54.61	+3m	12.19m
		John Justice	Lead	Q4			201m	803m	806m	807m	629m	401m	402m	404m	404m				
9	3	MAJOR CELEBRITY	63.27	0:27.82	03.24	06.32	12.56	1:00.35	1:00.64	0:57.41	0:42.09 [3]	1:11.38 [3]	1:42.45 [4]	2:12.02 [5]	2:39.85 [9]	1:57.75	1:54.84	+4m	16.56m
		David Moran	Lead	Q4			202m	803m	803m	805m	632m	404m	400m	403m	402m				
10	8	HESTHEONETOWATCH	61.64	0:27.28	03.70	06.81	13.15	0:59.93	1:00.44	0:56.76	0:43.53 [8]	1:12.51 [9]	1:43.47 [10]	2:12.95 [11]	2:40.23 [10]	1:56.69	1:55.12	0m	21.78m
		Nathan Jack	Lead	Q4			198m	803m	804m	806m	626m	402m	402m	404m	403m				
11	12	BE DAZZLED	58.71	0:27.14	03.76	07.15	14.16	0:59.92	1:00.34	0:56.52	0:43.82 [10]	1:12.78 [11]	1:43.74 [12]	2:13.12 [12]	2:40.26 [11]	1:56.44	1:55.14	+9m	22.18m
		Leigh Sutton	Lead	Q4			201m	804m	805m	809m	631m	403m	402m	405m	405m				
12	4	A REAL GENTLEMAN	61.57	0:27.89	03.30	06.42	12.94	0:59.16	1:00.02	0:57.19	0:44.37 [12]	1:12.81 [12]	1:43.53 [11]	2:12.83 [10]	2:40.72 [12]	1:56.35	1:55.47	+30m	28.39m
		James Herbertson	Lead	Q4			202m	813m	813m	815m	638m	408m	406m	408m	408m				

Scratched: NATURALLY GIFTED (13)

Note: Timing is based on positional data

[] Indicates rank at the end of each section

-:--:- No data available for this section

N/A Information not available

Tabcorp Park Melton VIC - M-CLASS

Race 2: IRT AUSTRALIA BREEDERS CROWN SERIES 25 (2YO COLTS & GELDINGS) (2ND SEMI-FINAL) - 2240m

12 November 2022 - 6:03PM



HARNESS RACING VICTORIA

RANK	TAB	Horse/ Driver	Top Speed (Km/h)	Fastest Section	First 50m	First 100m	First 200m	First Half	Middle Half	Last Half	Lead Time	1st Quarter	2nd Quarter	3rd Quarter	4th Quarter	Last Mile	Mile Rate	Distance Travelled	Gross Time/ Margin
					03.28	06.42	12.93	1:45.71	2:13.18	2:39.78	0:45.45	1:15.71 (0:30.27)	1:45.71 (0:30.00)	2:13.18 (0:27.47)	2:39.78 (0:26.60)				
1	2	TECHYS WATCHING	61.97	0:26.60	03.28	06.42	12.93	1:00.27	0:57.46	0:54.08	0:45.44 [1]	1:15.71 [1] (0:30.27)	1:45.71 [1] (0:29.99)	2:13.18 [1] (0:27.48)	2:39.78 [1] (0:26.60)	1:54.34	1:54.80	+3m	2:39.78
		Mark Pitt	Lead	Q4			200m	805m	805m	805m	628m	403m	403m	403m	403m				
2	1	LOUIE LOU I NZ	59.16	0:26.45	03.47	06.74	13.37	1:00.22	0:57.50	0:53.94	0:45.77 [2]	1:15.98 [2] (0:30.21)	1:45.99 [2] (0:30.01)	2:13.48 [3] (0:27.49)	2:39.93 [2] (0:26.45)	1:54.15	1:54.90	+2m	2:12m
		Chris Svanosio	Lead	Q4			200m	806m	804m	804m	627m	404m	403m	402m	403m				
3	13	SCHOOL CAPTAIN	59.79	0:26.64	03.61	06.88	13.62	1:00.26	0:57.28	0:53.93	0:45.83 [3]	1:16.09 [3] (0:30.26)	1:46.10 [3] (0:30.00)	2:13.38 [2] (0:27.28)	2:40.03 [3] (0:26.64)	1:54.19	1:54.97	+27m	3:21m
		Nathan Jack	Lead	Q4			201m	814m	811m	810m	637m	409m	406m	406m	406m				
4	12	MY ULTIMATE JACKO	59.40	0:27.53	03.94	07.23	14.12	1:00.09	0:57.67	0:55.25	0:46.44 [7]	1:16.57 [6] (0:30.13)	1:46.54 [6] (0:29.96)	2:14.25 [7] (0:27.72)	2:41.78 [4] (0:27.53)	1:55.33	1:56.23	+6m	26.81m
		Robert Walters	Lead	Q4			200m	805m	806m	807m	628m	403m	403m	404m	405m				
5	4	KEAYANG SANTIAGO	58.14	0:27.44	03.52	06.89	13.89	1:00.17	0:57.56	0:54.98	0:46.78 [9]	1:16.93 [9] (0:30.15)	1:46.95 [9] (0:30.02)	2:14.50 [8] (0:27.54)	2:41.94 [5] (0:27.44)	1:55.15	1:56.35	+26m	29.02m
		Jason Lee	Lead	Q4			200m	815m	814m	814m	631m	409m	407m	408m	407m				
6	3	HEATHBERN BRUCE	60.07	0:27.51	03.36	06.59	13.53	1:00.23	0:57.53	0:55.34	0:46.43 [6]	1:16.65 [7] (0:30.21)	1:46.66 [7] (0:30.02)	2:14.17 [6] (0:27.51)	2:42.00 [6] (0:27.83)	1:55.56	1:56.39	+27m	29.68m
		Jack Laugher	Lead	Q3			201m	815m	813m	814m	633m	409m	407m	407m	408m				
7	6	MOMENTUM SWING	57.59	0:27.57	03.62	07.14	14.78	1:00.05	0:57.66	0:55.28	0:46.76 [8]	1:16.87 [8] (0:30.10)	1:46.82 [8] (0:29.95)	2:14.53 [9] (0:27.71)	2:42.10 [7] (0:27.57)	1:55.34	1:56.46	+7m	31.31m
		Cameron Maggs	Lead	Q4			201m	806m	806m	807m	629m	403m	404m	404m	404m				

Note: Timing is based on positional data

[] Indicates rank at the end of each section

-:--:- No data available for this section

N/A Information not available

Tabcorp Park Melton VIC - M-CLASS

Race 2: IRT AUSTRALIA BREEDERS CROWN SERIES 25 (2YO COLTS & GELDINGS) (2ND SEMI-FINAL) - 2240m

12 November 2022 - 6:03PM



HARNESS RACING VICTORIA

RANK	TAB	Horse/ Driver	Top Speed (Km/h)	Fastest Section	First 50m	First 100m	First 200m	First Half	Middle Half	Last Half	Lead Time	1st Quarter	2nd Quarter	3rd Quarter	4th Quarter	Last Mile	Mile Rate	Distance Travelled	Gross Time/ Margin
												1:15.71 (0:30.27)	1:45.71 (0:30.00)	2:13.18 (0:27.47)	2:39.78 (0:26.60)				
8	5	CHEEKY EAGLE	61.89	0:27.49	03.28	06.42	13.21	1:00.22	0:57.49	0:56.32	0:46.13 [4]	1:16.37 [5]	1:46.36 [5]	2:13.85 [4]	2:42.68 [8]	1:56.54	1:56.88	+20m	38.87m
		Tayla French	Lead	Q3				201m	813m	812m	809m	632m	408m	406m	407m				
9	11	HUGO MAGUIRE NZ	57.75	0:27.26	04.05	07.43	14.46	1:00.20	0:57.28	0:55.52	0:47.10 [10]	1:17.26 [11]	1:47.28 [11]	2:14.55 [10]	2:42.81 [9]	1:55.71	1:56.97	+30m	40.72m
		Chris Alford	Lead	Q3				199m	814m	816m	819m	631m	409m	406m	411m				
10	10	GLENFERRIEMAN	57.10	0:27.80	03.90	07.57	15.46	0:59.99	0:57.71	0:55.75	0:47.13 [11]	1:17.19 [10]	1:47.12 [10]	2:14.91 [11]	2:42.86 [10]	1:55.73	1:57.01	+5m	41.23m
		Bernie Hewitt	Lead	Q3				199m	805m	806m	807m	627m	404m	402m	404m				
11	8	COOL NIGHT	58.22	0:27.78	03.84	07.19	13.90	1:00.13	0:57.73	0:56.65	0:46.16 [5]	1:16.32 [4]	1:46.28 [4]	2:14.06 [5]	2:42.93 [11]	1:56.77	1:57.06	0m	42.31m
		Kate Gath	Lead	Q3				199m	804m	804m	805m	625m	403m	401m	403m				
12	7	BUDDY	57.63	0:29.95	03.81	07.27	14.71	1:00.13	1:01.07	1:06.89	0:47.40 [12]	1:17.59 [12]	1:47.53 [12]	2:18.65 [12]	2:54.42 [12]	2:07.02	2:05.32	+17m	195.97m
		Bailey McDonough	Lead	Q2				203m	806m	805m	808m	637m	405m	402m	404m				

Scratched: NATURALLY GIFTED (9)

Note: Timing is based on positional data

[] Indicates rank at the end of each section

-:--:- No data available for this section

N/A Information not available

Tabcorp Park Melton VIC - M-CLASS



Race 3: ALABAR BREEDERS CROWN SERIES 25 (2YO FILLIES) (1ST SEMI-FINAL) - 2240m



12 November 2022 - 6:31PM

HARNESS RACING VICTORIA

RANK	TAB	Horse/ Driver	Top Speed (Km/h)	Fastest Section	First 50m	First 100m	First 200m	First Half	Middle Half	Last Half	Lead Time	1st Quarter	2nd Quarter	3rd Quarter	4th Quarter	Last Mile	Mile Rate	Distance Travelled	Gross Time/ Margin
					03.22	06.35	12.93	1:44.62	2:12.47	2:40.43	0:45.48	1:15.70 (0:30.22)	1:44.62 (0:28.91)	2:12.47 (0:27.85)	2:40.43 (0:27.97)				
1	10	TEMPTING TIGRESS NZ	59.58	0:26.96	03.76	07.05	14.00	0:58.94	0:55.67	0:54.86	0:46.63 [7]	1:16.86 [7]	1:45.56 [7]	2:12.53 [2]	2:40.43 [1]	1:53.80	1:55.27	+28m	2:40.43
		Mark Pitt	Lead	Q3			199m	815m	816m	817m	633m	410m	407m	410m	408m				
2	4	MATRIART	61.91	0:27.83	03.22	06.47	13.28	0:59.12	0:56.77	0:55.68	0:45.78 [2]	1:16.00 [2]	1:44.90 [2]	2:12.76 [4]	2:40.57 [2]	1:54.80	1:55.37	0m	2:19m
		David Miles	Lead	Q4			200m	807m	804m	805m	628m	405m	402m	403m	403m				
3	1	SOHO SERAPHINE	62.70	0:27.85	03.28	06.35	12.93	0:59.13	0:56.76	0:56.11	0:45.48 [1]	1:15.70 [1]	1:44.62 [1]	2:12.47 [1]	2:40.73 [3]	1:55.24	1:55.48	+1m	4:14m
		Michael Stanley	Lead	Q3			199m	806m	805m	806m	626m	405m	402m	403m	403m				
4	9	CLIVES GIRL	60.10	0:27.84	03.72	06.95	13.64	0:59.09	0:56.74	0:55.68	0:46.08 [4]	1:16.28 [4]	1:45.18 [4]	2:13.03 [6]	2:40.86 [4]	1:54.77	1:55.56	+1m	5:97m
		Charlene Gusman	Lead	Q4			200m	806m	806m	806m	627m	404m	403m	405m	402m				
5	6	LUDACROUS	57.06	0:27.27	03.76	07.32	14.73	0:58.82	0:55.92	0:54.82	0:47.34 [11]	1:17.52 [11]	1:46.16 [11]	2:13.43 [8]	2:40.98 [5]	1:53.64	1:55.66	+27m	7:43m
		Nathan Jack	Lead	Q3			201m	815m	814m	816m	634m	410m	406m	409m	408m				
6	7	JEWEL MELODY	62.06	0:27.57	03.28	06.45	13.28	0:58.98	0:56.28	0:56.04	0:45.97 [3]	1:16.26 [3]	1:44.96 [3]	2:12.54 [3]	2:41.00 [6]	1:55.02	1:55.67	+24m	7:64m
		Bernie Hewitt	Lead	Q3			201m	816m	813m	812m	634m	410m	407m	408m	405m				
7	2	OZZIE SWEET PEA	60.10	0:27.59	03.48	06.71	13.61	0:58.97	0:56.30	0:55.87	0:46.28 [5]	1:16.56 [5]	1:45.27 [5]	2:12.85 [5]	2:41.13 [7]	1:54.83	1:55.77	+25m	9:60m
		Jack Laugher	Lead	Q3			199m	817m	813m	813m	633m	411m	407m	408m	406m				


Note: Timing is based on positional data

[] Indicates rank at the end of each section

-:--:- No data available for this section

N/A Information not available

Tabcorp Park Melton VIC - M-CLASS



Race 3: ALABAR BREEDERS CROWN SERIES 25 (2YO FILLIES) (1ST SEMI-FINAL) - 2240m



12 November 2022 - 6:31PM

HARNESS RACING VICTORIA

RANK	TAB	Horse/Driver	Top Speed (Km/h)	Fastest Section	First 50m	First 100m	First 200m	First Half	Middle Half	Last Half	Lead Time	1st Quarter	2nd Quarter	3rd Quarter	4th Quarter	Last Mile	Mile Rate	Distance Travelled	Gross Time/Margin
												1:15.70 (0:30.22)	1:44.62 (0:28.91)	2:12.47 (0:27.85)	2:40.43 (0:27.97)				
8	11	FIRST DANCE NZ	58.88	0:27.79	04.06	07.36	14.12	0:59.09	0:56.69	0:55.76	0:46.37 [6]	1:16.56 [6]	1:45.46 [6]	2:13.25 [7]	2:41.23 [8]	1:54.85	1:55.83	+6m	10.68m
		Greg Sugars	Lead	Q3			200m	806m	808m	811m	626m	404m	403m	406m	406m				
9	3	PARADISE VALLEY	56.36	0:27.70	03.78	07.37	14.45	0:58.85	0:56.35	0:55.50	0:47.01 [10]	1:17.21 [9]	1:45.87 [9]	2:13.56 [10]	2:41.36 [9]	1:54.35	1:55.93	+25m	12.67m
		Chris Svanosio	Lead	Q3			200m	815m	812m	813m	634m	410m	406m	407m	407m				
10	12	DELIGHTFULL TAMMY	56.19	0:27.71	04.14	07.67	14.56	0:59.05	0:56.53	0:56.16	0:46.71 [8]	1:16.94 [8]	1:45.77 [8]	2:13.47 [9]	2:41.93 [10]	1:55.21	1:56.34	0m	20.18m
		Kerryn Manning	Lead	Q3			199m	805m	805m	805m	627m	404m	402m	403m	403m				
11	5	TIN TIN JO	58.38	0:27.75	03.51	06.96	14.79	0:58.56	0:56.52	0:56.24	0:47.85 [12]	1:17.64 [12]	1:46.41 [12]	2:14.16 [12]	2:42.65 [11]	1:54.80	1:56.86	+16m	29.84m
		Chris Alford	Lead	Q3			203m	806m	808m	811m	637m	404m	403m	406m	406m				
12	13	IVANA BYTHESEASIDE	56.44	0:27.93	04.14	07.73	14.74	0:59.06	0:56.74	0:58.19	0:47.01 [9]	1:17.24 [10]	1:46.07 [10]	2:13.99 [11]	2:44.26 [12]	1:57.24	1:58.01	0m	51.04m
		Neville Pangrazio	Lead	Q3			200m	804m	804m	805m	628m	403m	402m	403m	403m				

Scratched: LIZZIES LEGACY NZ (8)

Note: Timing is based on positional data

[] Indicates rank at the end of each section

-:--:- No data available for this section

N/A Information not available

Tabcorp Park Melton VIC - M-CLASS



Race 4: ALABAR BREEDERS CROWN SERIES 25 (2YO FILLIES) (2ND SEMI-FINAL) - 2240m



12 November 2022 - 7:05PM

HARNESS RACING VICTORIA

RANK	TAB	Horse/ Driver	Top Speed (Km/h)	Fastest Section	First 50m	First 100m	First 200m	First Half	Middle Half	Last Half	Lead Time	1st Quarter	2nd Quarter	3rd Quarter	4th Quarter	Last Mile	Mile Rate	Distance Travelled	Gross Time/ Margin
					03.32	06.55	13.25	1:44.35	2:12.46	2:39.46	0:44.20	1:13.60 (0:29.41)	1:44.35 (0:30.74)	2:12.46 (0:28.11)	2:39.46 (0:27.00)				
1	6	MAJOR DELIGHT	60.45	0:26.99	03.33	06.56	13.64	1:00.15	0:58.86	0:55.11	0:44.19 [1]	1:13.60 [1]	1:44.35 [1]	2:12.46 [1]	2:39.46 [1]	1:55.26	1:54.56	+12m	2:39.46
		Mark Pitt	Lead	Q4			202m	804m	805m	806m	638m	403m	402m	404m	404m				
2	1	AUREUS	61.07	0:27.27	03.38	06.57	13.25	1:00.14	0:58.85	0:55.38	0:44.49 [2]	1:13.90 [2]	1:44.63 [3]	2:12.75 [2]	2:40.01 [2]	1:55.52	1:54.96	+1m	7.54m
		Greg Sugars	Lead	Q4			198m	804m	805m	806m	627m	403m	402m	404m	404m				
3	4	PERFECT IN PINK	60.61	0:27.56	03.38	06.59	13.41	0:59.76	0:58.45	0:55.76	0:44.80 [3]	1:14.32 [4]	1:44.56 [2]	2:12.77 [3]	2:40.33 [3]	1:55.53	1:55.19	+25m	11.81m
		Kate Gath	Lead	Q4			202m	814m	813m	814m	635m	409m	406m	408m	407m				
4	2	SPRING BLUE	59.21	0:26.92	03.52	06.78	13.89	0:59.84	0:59.03	0:55.23	0:45.38 [6]	1:14.54 [5]	1:45.23 [7]	2:13.56 [6]	2:40.47 [4]	1:55.08	1:55.28	+3m	13.83m
		Allan McDonough	Lead	Q4			200m	804m	806m	808m	628m	402m	403m	404m	405m				
5	3	SAHARA BREEZE	60.82	0:27.70	03.32	06.55	13.61	0:59.63	0:58.49	0:55.95	0:45.24 [5]	1:14.63 [6]	1:44.87 [4]	2:13.12 [4]	2:40.82 [5]	1:55.57	1:55.54	+20m	18.41m
		Chris Alford	Lead	Q4			199m	815m	813m	810m	630m	409m	407m	407m	404m				
6	12	SOMETHIN BOUT EILY	55.94	0:27.18	04.43	08.05	15.03	0:59.31	0:58.71	0:55.57	0:46.52 [11]	1:15.53 [11]	1:45.84 [10]	2:14.23 [10]	2:41.41 [6]	1:54.89	1:55.97	+14m	26.42m
		Bailey McDonough	Q4	Q4			200m	809m	812m	814m	628m	404m	406m	407m	408m				
7	7	GODSGIFT	57.61	0:28.33	03.64	07.12	14.18	0:59.65	0:58.54	0:56.69	0:45.54 [7]	1:15.04 [8]	1:45.19 [6]	2:13.56 [7]	2:41.89 [7]	1:56.35	1:56.31	+23m	32.78m
		Jackie Barker	Lead	Q4			201m	815m	814m	813m	632m	409m	407m	408m	406m				


Note: Timing is based on positional data

[] Indicates rank at the end of each section

-:--:- No data available for this section

N/A Information not available

Tabcorp Park Melton VIC - M-CLASS



Race 4: ALABAR BREEDERS CROWN SERIES 25 (2YO FILLIES) (2ND SEMI-FINAL) - 2240m



12 November 2022 - 7:05PM

HARNESS RACING VICTORIA

RANK	TAB	Horse/Driver	Top Speed (Km/h)	Fastest Section	First 50m	First 100m	First 200m	First Half	Middle Half	Last Half	Lead Time	1st Quarter	2nd Quarter	3rd Quarter	4th Quarter	Last Mile	Mile Rate	Distance Travelled	Gross Time/Margin
					03.32	06.55	13.25	1:44.35	2:12.46	2:39.46	0:44.20	1:13.60 (0:29.41)	1:44.35 (0:30.74)	2:12.46 (0:28.11)	2:39.46 (0:27.00)				
8	8	KEAYANG LADYBUG	60.88	0:28.36	03.72	06.90	13.59	0:59.96	0:59.05	0:57.09	0:44.96 [4]	1:14.23 [3]	1:44.92 [5]	2:13.28 [5]	2:42.01 [8]	1:57.04	1:56.39	0m	34.17m
		Jason Lee	Lead	Q3			200m	804m	807m	806m	629m	402m	403m	405m	402m				
9	13	LIZZIES LEGACY NZ	56.45	0:28.21	04.19	07.77	14.76	0:59.57	0:58.54	0:56.64	0:45.94 [9]	1:15.40 [10]	1:45.52 [8]	2:13.95 [9]	2:42.16 [9]	1:56.22	1:56.50	+23m	36.36m
		Chris Svanosio	Lead	Q4			201m	815m	812m	812m	634m	409m	406m	407m	406m				
10	9	YARECKON IM SWEET	57.47	0:28.28	03.99	07.41	14.31	0:59.80	0:59.08	0:56.65	0:45.76 [8]	1:14.84 [7]	1:45.56 [9]	2:13.92 [8]	2:42.21 [10]	1:56.45	1:56.54	+1m	37.23m
		Jack Laugher	Lead	Q4			199m	805m	806m	807m	626m	403m	403m	405m	403m				
11	10	OUR PRINCESS DI	55.97	0:28.38	04.17	07.70	14.62	0:59.69	0:59.12	0:56.94	0:46.16 [10]	1:15.12 [9]	1:45.85 [11]	2:14.23 [10]	2:42.79 [11]	1:56.63	1:56.96	+1m	44.79m
		David Miles	Lead	Q3			199m	804m	806m	806m	628m	403m	402m	404m	403m				

Scratched: SURFINGMAKESCENTS (5), TIFFS LITTLE SISTER NZ (11)

Note: Timing is based on positional data

[] Indicates rank at the end of each section

-:--:-- No data available for this section

N/A Information not available

Tabcorp Park Melton VIC - M-CLASS

Race 5: MELTON CITY COUNCIL SPRINT - 1720m

12 November 2022 - 7:33PM



HARNESS RACING VICTORIA


RANK	TAB	Horse/ Driver	Top Speed (Km/h)	Fastest Section	First 50m	First 100m	First 200m	First Half	Middle Half	Last Half	Lead Time	1st Quarter	2nd Quarter	3rd Quarter	4th Quarter	Last Mile	Mile Rate	Distance Travelled	Gross Time/ Margin
					03.16	06.30	12.94	1:05.12	1:32.72	2:00.07	0:06.83	0:36.02 (0:29.18)	1:05.12 (0:29.10)	1:32.72 (0:27.60)	2:00.07 (0:27.35)				
1	3	BULLETPROOF BOY	62.13	0:26.89	03.16	06.30	13.06	0:58.76	0:56.74	0:54.48	0:06.83 [1]	0:36.44 [4]	1:05.59 [4]	1:33.18 [4]	2:00.07 [1]	1:53.24	1:52.35	+19m	2:00.07
		Scott Ewen	Q1	Q4			200m	816m	815m	814m	110m	408m	409m	407m	408m				
2	9	JILLIBY NITRO	60.93	0:26.86	03.54	06.72	13.56	0:58.37	0:56.62	0:54.46	0:07.28 [6]	0:36.63 [5]	1:05.65 [5]	1:33.25 [5]	2:00.12 [2]	1:52.83	1:52.39	0m	0.66m
		Jason Lee	Lead	Q4			200m	803m	805m	806m	111m	402m	402m	404m	403m				
3	8	JILLIBY SYLVESTER	61.50	0:27.17	03.48	06.61	13.24	0:58.20	0:56.68	0:54.78	0:07.16 [5]	0:36.28 [3]	1:05.36 [3]	1:32.97 [3]	2:00.15 [3]	1:52.98	1:52.42	+2m	0.99m
		Glen Craven	Lead	Q4			199m	805m	806m	807m	109m	404m	402m	405m	403m				
4	5	TORRID SAINT	60.24	0:27.34	03.25	06.54	13.59	0:58.16	0:56.72	0:55.00	0:07.11 [4]	0:36.21 [2]	1:05.27 [2]	1:32.93 [2]	2:00.27 [5]	1:53.16	1:52.53	+21m	2.60m
		Jack Laugher	Lead	Q4			203m	818m	812m	813m	111m	413m	406m	408m	407m				
5	6	MAX DELIGHT	58.04	0:26.86	03.42	06.89	13.77	0:58.60	0:56.36	0:54.17	0:07.47 [7]	0:37.04 [8]	1:06.08 [8]	1:33.40 [6]	2:00.25 [4]	1:52.78	1:52.52	+21m	2.71m
		Chris Alford	Lead	Q4			200m	813m	814m	818m	109m	409m	405m	410m	409m				
6	1	BONCEL BENJAMIN	61.69	0:27.60	03.24	06.40	12.94	0:58.20	0:56.70	0:55.21	0:06.91 [2]	0:36.02 [1]	1:05.12 [1]	1:32.72 [1]	2:00.32 [6]	1:53.40	1:52.57	+2m	3.38m
		Ryan Duffy	Q1	Q4			200m	805m	806m	807m	111m	403m	403m	404m	404m				
7	7	BERNIE WINKLE NZ	57.71	0:26.89	03.44	06.95	14.11	0:58.39	0:56.56	0:54.48	0:07.55 [8]	0:36.97 [7]	1:05.95 [7]	1:33.54 [8]	2:00.42 [7]	1:52.87	1:52.68	+4m	4.84m
		Ellen Tormey	Lead	Q4			202m	807m	805m	807m	109m	406m	402m	404m	404m				

Note: Timing is based on positional data

[] Indicates rank at the end of each section

-:--:- No data available for this section

N/A Information not available



Tabcorp Park Melton VIC - M-CLASS

Race 5: MELTON CITY COUNCIL SPRINT - 1720m

12 November 2022 - 7:33PM



HARNESS RACING VICTORIA

RANK	TAB	Horse/Driver	Top Speed (Km/h)	Fastest Section	First 50m	First 100m	First 200m	First Half	Middle Half	Last Half	Lead Time	1st Quarter	2nd Quarter	3rd Quarter	4th Quarter	Last Mile	Mile Rate	Distance Travelled	Gross Time/Margin
8	4	PETES SAID SO NZ KerryAnn Morris	60.11	0:27.00	03.16	06.30	12.94	1:05.12	1:32.72	2:00.07	0:06.83	0:36.02 (0:29.18)	1:05.12 (0:29.10)	1:32.72 (0:27.60)	2:00.07 (0:27.35)	1:53.39	1:52.73	+16m	5.43m
			Q1	Q4	03.31	06.54	13.39	0:58.73	0:56.72	0:54.64	0:07.09 [3]	0:36.78 [6] (0:29.68)	1:05.83 [6] (0:29.06)	1:33.49 [7] (0:27.65)	2:00.48 [8] (0:27.00)				
							202m	813m	812m	812m	111m	408m	406m	408m	405m	1627m			

Scratched: OZZIE BATTLER (2)

Note: Timing is based on positional data

[] Indicates rank at the end of each section

-:--:-- No data available for this section

N/A Information not available

Tabcorp Park Melton VIC - M-CLASS

Race 6: A ROCKNROLL DANCE BREEDERS CROWN SERIES 24 (3YO FILLIES) (1ST SEMI-FINAL) - 2240m



12 November 2022 - 8:08PM



HARNESS RACING VICTORIA

RANK	TAB	Horse/ Driver	Top Speed (Km/h)	Fastest Section	First 50m	First 100m	First 200m	First Half	Middle Half	Last Half	Lead Time	1st Quarter	2nd Quarter	3rd Quarter	4th Quarter	Last Mile	Mile Rate	Distance Travelled	Gross Time/ Margin
					03.21	06.28	12.85	1:46.02	2:12.52	2:39.72	0:44.66	1:14.92 (0:30.26)	1:46.02 (0:31.11)	2:12.52 (0:26.50)	2:39.72 (0:27.19)				
1	4	SOHO HISTORIA	63.04	0:26.50	03.23	06.31	12.87	1:01.37	0:57.61	0:53.69	0:44.65 [1]	1:14.92 [1]	1:46.02 [1]	2:12.52 [1]	2:39.72 [1]	1:55.06	1:54.75	+3m	2:39.72
		Mark Pitt	Lead	Q3			202m	803m	805m	806m	632m	402m	402m	403m	403m				
2	3	BEACH LIFE	63.55	0:26.50	03.21	06.28	12.85	1:01.35	0:57.61	0:54.25	0:44.94 [2]	1:15.18 [2]	1:46.28 [3]	2:12.80 [3]	2:40.54 [2]	1:55.60	1:55.34	0m	11.05m
		Kerryn Manning	Lead	Q3			200m	805m	805m	805m	628m	403m	402m	403m	403m				
3	2	MISS CHANTILLY NZ	60.02	0:26.52	03.39	06.64	13.30	1:01.27	0:57.56	0:54.10	0:45.25 [4]	1:15.51 [5]	1:46.53 [5]	2:13.06 [5]	2:40.64 [3]	1:55.38	1:55.41	+19m	12.50m
		Blake Jones	Lead	Q3			201m	812m	812m	810m	634m	407m	406m	407m	404m				
4	8	MISS EX	60.15	0:26.71	03.69	06.91	13.39	1:01.32	0:57.83	0:53.93	0:45.53 [6]	1:15.72 [6]	1:46.86 [7]	2:13.56 [9]	2:40.79 [4]	1:55.25	1:55.52	+3m	14.78m
		James Herbertson	Lead	Q3			200m	806m	806m	807m	628m	403m	403m	404m	404m				
5	6	TALK TIME	61.34	0:26.05	03.28	06.48	13.40	1:00.64	0:56.49	0:53.73	0:46.52 [12]	1:16.73 [12]	1:47.16 [11]	2:13.21 [6]	2:40.90 [5]	1:54.37	1:55.60	+37m	15.64m
		Jodi Quinlan	Lead	Q3			204m	816m	816m	817m	642m	409m	408m	409m	409m				
6	1	RICH BEAUTY	61.61	0:26.70	03.34	06.49	13.11	1:01.33	0:57.84	0:54.52	0:45.27 [5]	1:15.47 [4]	1:46.60 [6]	2:13.31 [7]	2:41.13 [7]	1:55.85	1:55.76	0m	18.70m
		Leigh Sutton	Lead	Q3			200m	804m	805m	805m	628m	403m	402m	404m	402m				
6	5	STAR CELEBRITY	61.84	0:26.48	03.28	06.41	13.07	1:01.30	0:57.51	0:54.86	0:44.95 [3]	1:15.22 [3]	1:46.25 [2]	2:12.73 [2]	2:41.12 [6]	1:56.17	1:55.76	+22m	18.70m
		Allan McDonough	Lead	Q3			203m	811m	811m	811m	637m	407m	405m	407m	406m				


Note: Timing is based on positional data

[] Indicates rank at the end of each section

-:--:- No data available for this section

N/A Information not available

Tabcorp Park Melton VIC - M-CLASS



HARNESS RACING VICTORIA

Race 6: A ROCKNROLL DANCE BREEDERS CROWN SERIES 24 (3YO FILLIES) (1ST SEMI-FINAL) - 2240m



12 November 2022 - 8:08PM

RANK	TAB	Horse/ Driver	Top Speed (Km/h)	Fastest Section	First 50m	First 100m	First 200m	First Half	Middle Half	Last Half	Lead Time	1st Quarter	2nd Quarter	3rd Quarter	4th Quarter	Last Mile	Mile Rate	Distance Travelled	Gross Time/ Margin
					03.21	06.28	12.85	1:46.02	2:12.52	2:39.72	0:44.66	1:14.92 (0:30.26)	1:46.02 (0:31.11)	2:12.52 (0:26.50)	2:39.72 (0:27.19)				
8	10	HEAVENLY SIGN	58.78	0:26.75	03.74	07.10	14.15	1:01.32	0:57.86	0:54.05	0:45.84 [8]	1:16.04 [8]	1:47.16 [10]	2:13.91 [11]	2:41.21 [8]	1:55.37	1:55.82	+4m	19.82m
		Greg Sugars	Lead	Q3			200m	806m	806m	806m	629m	404m	404m	403m	404m				
9	12	SOHO RHAPSODY	58.41	0:26.41	03.74	07.19	14.63	1:00.51	0:56.73	0:55.00	0:45.94 [9]	1:16.14 [9]	1:46.45 [4]	2:12.86 [4]	2:41.45 [10]	1:55.50	1:55.99	+30m	23.03m
		Rickie Alchin	Lead	Q3			202m	815m	818m	818m	635m	408m	407m	412m	407m				
10	13	LARVOTTO BEACH	58.15	0:26.56	03.88	07.34	15.00	1:00.65	0:57.02	0:54.54	0:46.24 [11]	1:16.42 [11]	1:46.89 [9]	2:13.45 [8]	2:41.43 [9]	1:55.18	1:55.98	+27m	23.05m
		Connor Clarke	Lead	Q3			204m	816m	815m	813m	637m	409m	408m	408m	405m				
11	11	SERGIOS ROCKET	58.14	0:26.71	03.79	07.22	14.45	1:01.28	0:57.81	0:54.08	0:46.13 [10]	1:16.31 [10]	1:47.41 [12]	2:14.13 [12]	2:41.50 [11]	1:55.37	1:56.03	+9m	24.02m
		Nathan Jack	Lead	Q3			201m	806m	809m	810m	630m	404m	403m	407m	405m				
12	9	AZELLIAS FAME	59.28	0:26.97	03.74	07.03	13.73	1:01.24	0:58.00	0:54.63	0:45.63 [7]	1:15.83 [7]	1:46.88 [8]	2:13.84 [10]	2:41.50 [12]	1:55.87	1:56.03	+23m	24.07m
		Chris Svanosio	Lead	Q3			200m	814m	812m	813m	633m	408m	407m	406m	408m				

Scratched: COCO MIA (7)

Note: Timing is based on positional data

[] Indicates rank at the end of each section

-:--:- No data available for this section


N/A Information not available

Tabcorp Park Melton VIC - M-CLASS

Race 7: A ROCKNROLL DANCE BREEDERS CROWN SERIES 24 (3YO FILLIES) (2ND SEMI-FINAL) - 2240m



12 November 2022 - 8:43PM



HARNESS RACING VICTORIA

RANK	TAB	Horse/ Driver	Top Speed (Km/h)	Fastest Section	First 50m	First 100m	First 200m	First Half	Middle Half	Last Half	Lead Time	1st Quarter	2nd Quarter	3rd Quarter	4th Quarter	Last Mile	Mile Rate	Distance Travelled	Gross Time/ Margin
					03.42	06.72	13.75	1:46.33	2:13.13	2:39.44	0:46.53	1:16.87 (0:30.34)	1:46.33 (0:29.46)	2:13.13 (0:26.80)	2:39.44 (0:26.31)				
1	3	ENCIPHER	59.52	0:26.32	03.42	06.72	13.75	0:59.80	0:56.25	0:53.11	0:46.53 [1]	1:16.87 [1]	1:46.33 [1]	2:13.13 [1]	2:39.44 [1]	1:52.91	1:54.55	0m	2:39.44
		Kate Gath	Lead	Q4			200m	804m	807m	807m	628m	403m	402m	405m	402m				
2	1	NONPARREIL	57.83	0:26.28	03.54	06.94	14.03	0:59.82	0:56.30	0:53.11	0:46.79 [3]	1:17.14 [3]	1:46.62 [3]	2:13.44 [3]	2:39.72 [2]	1:52.93	1:54.75	+2m	3.58m
		Greg Sugars	Lead	Q4			200m	806m	807m	808m	628m	405m	402m	406m	403m				
3	8	INTERJECT	57.82	0:26.05	03.83	07.22	14.30	0:59.78	0:56.28	0:52.86	0:47.08 [5]	1:17.40 [5]	1:46.87 [5]	2:13.69 [6]	2:39.73 [3]	1:52.64	1:54.76	+3m	4.05m
		Kerryn Manning	Lead	Q4			199m	807m	807m	808m	628m	404m	404m	404m	404m				
4	11	DIAMOND SHOOZ	56.70	0:26.46	04.21	07.80	14.78	0:59.75	0:56.28	0:53.28	0:47.38 [7]	1:17.68 [7]	1:47.14 [7]	2:13.96 [9]	2:40.42 [4]	1:53.04	1:55.26	+3m	13.26m
		James Herbertson	Q4	Q4			200m	807m	808m	807m	628m	404m	404m	405m	403m				
5	2	AMORE VITA NZ	58.59	0:26.31	03.71	07.21	14.44	0:59.76	0:55.68	0:53.27	0:47.56 [8]	1:17.96 [8]	1:47.33 [8]	2:13.64 [5]	2:40.60 [5]	1:53.03	1:55.38	+29m	15.53m
		Chris Alford	Q3	Q3			200m	816m	817m	819m	633m	410m	407m	412m	408m				
6	9	PETILLANTE	56.71	0:26.79	04.01	07.48	14.72	0:59.73	0:56.22	0:54.41	0:46.74 [2]	1:17.05 [2]	1:46.47 [2]	2:13.26 [2]	2:40.88 [6]	1:54.14	1:55.59	+22m	19.25m
		Mark Pitt	Q3	Q3			200m	814m	813m	813m	635m	408m	406m	408m	406m				
7	5	OUR LITTLE JET	57.78	0:26.85	03.56	06.96	14.15	0:59.77	0:56.25	0:54.17	0:47.26 [6]	1:17.63 [6]	1:47.03 [6]	2:13.89 [7]	2:41.21 [7]	1:53.95	1:55.82	+24m	23.70m
		Jackie Barker	Lead	Q3			200m	815m	813m	815m	633m	409m	407m	407m	409m				

Note: Timing is based on positional data

[] Indicates rank at the end of each section

-:--:- No data available for this section

N/A Information not available

Tabcorp Park Melton VIC - M-CLASS

Race 7: A ROCKNROLL DANCE BREEDERS CROWN SERIES 24 (3YO FILLIES) (2ND SEMI-FINAL) - 2240m



12 November 2022 - 8:43PM



HARNESS RACING VICTORIA

RANK	TAB	Horse/ Driver	Top Speed (Km/h)	Fastest Section	First 50m	First 100m	First 200m	First Half	Middle Half	Last Half	Lead Time	1st Quarter	2nd Quarter	3rd Quarter	4th Quarter	Last Mile	Mile Rate	Distance Travelled	Gross Time/ Margin
					03.42	06.72	13.75	1:46.33	2:13.13	2:39.44	0:46.53	1:16.87 (0:30.34)	1:46.33 (0:29.46)	2:13.13 (0:26.80)	2:39.44 (0:26.31)				
8	6	JO AN JO	57.61	0:26.60	04.01	07.87	15.65	0:59.64	0:56.03	0:53.62	0:48.12 [11]	1:18.33 [11] (0:30.21)	1:47.76 [11] (0:29.43)	2:14.36 [12] (0:26.60)	2:41.39 [8] (0:27.02)	1:53.27	1:55.95	+8m	26.18m
		Nathan Jack	Q3	Q3			202m	807m	807m	807m	632m	405m	403m	405m	403m	1616m			
9	12	LEAVE YOUR HAT ON	57.06	0:26.76	04.26	08.03	15.28	0:59.71	0:56.22	0:54.27	0:47.73 [9]	1:17.98 [9] (0:30.25)	1:47.44 [9] (0:29.46)	2:14.20 [10] (0:26.76)	2:41.71 [9] (0:27.51)	1:53.98	1:56.18	+9m	30.40m
		Rebecca Bartley	Q3	Q3			200m	807m	809m	813m	629m	404m	404m	406m	407m	1621m			
10	7	BE MY GIRL	57.00	0:26.89	03.78	07.34	14.31	0:59.78	0:56.28	0:55.07	0:46.97 [4]	1:17.34 [4] (0:30.37)	1:46.76 [4] (0:29.41)	2:13.64 [4] (0:26.89)	2:41.82 [10] (0:28.18)	1:54.85	1:56.26	+25m	31.78m
		Blake Jones	Q3	Q3			202m	815m	814m	812m	637m	409m	407m	408m	405m	1629m			
11	4	STENO	58.37	0:26.34	03.97	07.75	14.99	0:59.74	0:55.72	0:54.41	0:47.87 [10]	1:18.24 [10] (0:30.36)	1:47.61 [10] (0:29.38)	2:13.95 [8] (0:26.34)	2:42.02 [11] (0:28.07)	1:54.14	1:56.41	+30m	34.41m
		Anthony Butt	Q3	Q3			200m	815m	817m	821m	633m	410m	406m	411m	411m	1638m			
12	13	BEACH MEMORIES	58.67	0:26.31	04.56	08.22	15.65	0:59.70	0:55.69	0:54.15	0:48.21 [12]	1:18.53 [12] (0:30.32)	1:47.91 [12] (0:29.38)	2:14.23 [11] (0:26.31)	2:42.06 [12] (0:27.84)	1:53.85	1:56.44	+32m	35.06m
		David Moran	Q3	Q3			200m	816m	816m	822m	632m	411m	407m	411m	412m	1641m			

Scratched: SOHO RHAPSODY (10)

Note: Timing is based on positional data

[] Indicates rank at the end of each section

-:--:- No data available for this section

N/A Information not available

Tabcorp Park Melton VIC - M-CLASS

Race 8: WOODLANDS STUD AUSTRALIA BREEDERS CROWN SERIES 24 (3YO COLTS & GELDINGS) (1ST SEMI-FINAL) - 2240m



12 November 2022 - 9:15PM



HARNESS RACING VICTORIA

RANK	TAB	Horse/ Driver	Top Speed (Km/h)	Fastest Section	First 50m	First 100m	First 200m	First Half	Middle Half	Last Half	Lead Time	1st Quarter	2nd Quarter	3rd Quarter	4th Quarter	Last Mile	Mile Rate	Distance Travelled	Gross Time/ Margin
					03.28	06.43	13.05	1:46.92	2:15.68	2:42.63	0:45.12	1:15.00 (0:29.87)	1:46.92 (0:31.92)	2:15.68 (0:28.76)	2:42.63 (0:26.95)				
1	4	MAJOR PERRY NZ	62.30	0:26.96	03.28	06.43	13.05	1:01.79	1:00.68	0:55.71	0:45.12 [1]	1:15.00 [1]	1:46.92 [1]	2:15.68 [1]	2:42.63 [1]	1:57.50	1:56.84	+3m	2:42.63
		Josh Dickie	Lead	Q4			200m	805m	805m	805m	630m	403m	402m	404m	402m				
2	8	KHAFAJI	55.83	0:26.87	04.16	07.70	14.82	1:01.74	1:00.00	0:55.00	0:46.16 [8]	1:16.04 [8]	1:47.91 [8]	2:16.03 [4]	2:42.91 [2]	1:56.74	1:57.04	+27m	3.73m
		David Moran	Lead	Q4			201m	815m	815m	816m	634m	409m	407m	409m	408m				
3	5	ROARFORROSCOE	61.68	0:26.88	03.31	06.47	13.27	1:01.95	1:00.71	0:55.69	0:45.38 [2]	1:15.44 [4]	1:47.34 [4]	2:16.15 [5]	2:43.03 [3]	1:57.65	1:57.13	+23m	5.46m
		Juanita Breen	Lead	Q4			202m	813m	811m	811m	637m	408m	406m	406m	406m				
4	10	INTEREST FREE	56.94	0:27.31	03.78	07.35	14.44	1:01.64	1:00.75	0:56.16	0:45.38 [2]	1:15.13 [2]	1:47.02 [2]	2:15.88 [2]	2:43.19 [4]	1:57.81	1:57.24	+23m	7.36m
		Daryl Douglas	Lead	Q4			200m	813m	812m	811m	635m	408m	406m	407m	405m				
5	1	COMMANDER BUZZ	60.22	0:27.25	03.47	06.68	13.40	1:01.82	1:00.63	0:55.95	0:45.41 [4]	1:15.32 [3]	1:47.24 [3]	2:15.94 [3]	2:43.20 [5]	1:57.78	1:57.25	0m	7.51m
		Glenn Hunter	Lead	Q4			200m	804m	804m	805m	628m	402m	402m	403m	403m				
6	9	REPELLING	59.07	0:26.95	03.83	07.11	13.77	1:01.83	1:00.70	0:55.76	0:45.71 [5]	1:15.63 [5]	1:47.55 [5]	2:16.34 [7]	2:43.30 [6]	1:57.57	1:57.32	0m	9.01m
		Leigh Sutton	Lead	Q4			199m	804m	805m	805m	629m	402m	402m	403m	403m				
7	3	OFFYAROCKA CROCKER	59.32	0:26.88	03.39	06.71	13.66	1:01.89	1:00.72	0:55.72	0:45.74 [6]	1:15.75 [6]	1:47.64 [6]	2:16.48 [8]	2:43.35 [7]	1:57.61	1:57.36	+22m	9.80m
		Mark Pitt	Lead	Q4			199m	814m	811m	812m	633m	408m	406m	406m	407m				

Note: Timing is based on positional data

[] Indicates rank at the end of each section

-:--:- No data available for this section

N/A Information not available

Tabcorp Park Melton VIC - M-CLASS



Race 8: WOODLANDS STUD AUSTRALIA BREEDERS CROWN SERIES 24 (3YO COLTS & GELDINGS) (1ST SEMI-FINAL) - 2240m



12 November 2022 - 9:15PM

HARNESS RACING VICTORIA

RANK	TAB	Horse/ Driver	Top Speed (Km/h)	Fastest Section	First 50m	First 100m	First 200m	First Half	Middle Half	Last Half	Lead Time	1st Quarter	2nd Quarter	3rd Quarter	4th Quarter	Last Mile	Mile Rate	Distance Travelled	Gross Time/ Margin
					03.28	06.43	13.05	1:46.92	2:15.68	2:42.63	0:45.12	1:15.00 (0:29.87)	1:46.92 (0:31.92)	2:15.68 (0:28.76)	2:42.63 (0:26.95)				
8	11	BRUTALLY HANDSOME	55.42	0:27.09	04.12	07.85	15.22	1:01.73	0:59.97	0:55.21	0:46.48 [9]	1:16.36 [9]	1:48.21 [9]	2:16.33 [6]	2:43.43 [8]	1:56.95	1:57.42	+28m	10.74m
		Ryan Duffy	Lead	Q4			201m	814m	815m	816m	635m	407m	407m	409m	408m				
9	7	MAJOR MAJOR	55.88	0:26.91	03.76	07.65	15.59	1:01.73	1:00.41	0:55.48	0:46.49 [10]	1:16.38 [10]	1:48.22 [10]	2:16.80 [10]	2:43.70 [9]	1:57.21	1:57.62	+12m	14.51m
		Geoff Webster	Q4	Q4			202m	805m	807m	812m	632m	404m	402m	406m	407m				
10	2	VICTORY GEORGE	57.09	0:26.93	03.57	07.06	14.15	1:01.84	1:00.84	0:55.86	0:46.03 [7]	1:15.95 [7]	1:47.87 [7]	2:16.79 [9]	2:43.73 [10]	1:57.69	1:57.63	+2m	14.85m
		Chris Alford	Lead	Q4			200m	803m	805m	806m	629m	402m	402m	404m	403m				

Scratched: IDEALROCKIDEALROLL (6)

Note: Timing is based on positional data

[] Indicates rank at the end of each section

-:--:- No data available for this section

N/A Information not available

Tabcorp Park Melton VIC - M-CLASS

Race 9: WOODLANDS STUD AUSTRALIA BREEDERS CROWN SERIES 24 (3YO COLTS & GELDINGS) (2ND SEMI-FINAL) - 2240m



12 November 2022 - 9:48PM



HARNESS RACING VICTORIA

RANK	TAB	Horse/ Driver	Top Speed (Km/h)	Fastest Section	First 50m	First 100m	First 200m	First Half	Middle Half	Last Half	Lead Time	1st Quarter	2nd Quarter	3rd Quarter	4th Quarter	Last Mile	Mile Rate	Distance Travelled	Gross Time/ Margin
					03.40	06.66	13.62	1:45.11	2:12.27	2:38.18	0:44.85	1:14.84 (0:30.00)	1:45.11 (0:30.27)	2:12.27 (0:27.16)	2:38.18 (0:25.92)				
1	6	CAPTAIN RAVISHING	58.05	0:25.92	03.50	06.87	13.82	1:00.27	0:57.43	0:53.07	0:44.84 [1]	1:14.84 [1]	1:45.11 [1]	2:12.27 [1]	2:38.18 [1]	1:53.34	1:53.65	+8m	2:38.18
		Mark Pitt	Lead	Q4				202m	804m	806m	807m	635m	403m	402m	405m				
2	8	RIPP	59.18	0:26.93	03.80	07.08	13.93	1:00.25	0:57.51	0:54.20	0:45.41 [3]	1:15.42 [3]	1:45.66 [3]	2:12.93 [4]	2:39.86 [2]	1:54.45	1:54.86	+7m	22.37m
		Doug Hewitt	Lead	Q4				200m	806m	807m	810m	629m	404m	403m	405m				
3	5	HES CHARLIES ANGEL	58.44	0:26.20	03.85	07.65	15.33	0:59.37	0:56.04	0:53.53	0:47.05 [10]	1:16.59 [9]	1:46.42 [8]	2:12.63 [2]	2:39.96 [3]	1:52.91	1:54.92	+19m	23.62m
		Charlene Gusman	Q3	Q3				201m	813m	813m	811m	632m	407m	407m	407m				
4	3	RED HOT ASSASSIN	58.15	0:26.80	03.56	06.93	14.01	1:00.11	0:57.51	0:54.14	0:46.15 [5]	1:16.08 [6]	1:46.26 [7]	2:13.59 [8]	2:40.39 [4]	1:54.24	1:55.23	+5m	29.50m
		David Moran	Lead	Q4				201m	805m	805m	805m	632m	403m	403m	403m				
5	4	FLASH JIMMY	56.43	0:27.06	03.89	07.59	15.05	0:59.37	0:57.10	0:54.33	0:46.78 [8]	1:16.32 [7]	1:46.15 [6]	2:13.42 [6]	2:40.48 [5]	1:53.70	1:55.30	+21m	30.55m
		James Herbertson	Q3	Q4				200m	814m	814m	815m	630m	409m	406m	409m				
6	9	MACH ASSASSIN	57.87	0:27.25	04.01	07.39	14.33	1:00.19	0:57.50	0:54.52	0:45.78 [4]	1:15.75 [4]	1:45.97 [5]	2:13.25 [5]	2:40.49 [6]	1:54.71	1:55.31	0m	30.78m
		Bernie Hewitt	Lead	Q4				199m	806m	805m	805m	626m	404m	402m	404m				
7	1	BEACH VILLA	59.70	0:27.27	03.40	06.66	13.62	1:00.27	0:57.51	0:55.78	0:45.10 [2]	1:15.13 [2]	1:45.37 [2]	2:12.64 [3]	2:41.15 [7]	1:56.05	1:55.78	+1m	39.52m
		Kate Gath	Lead	Q3				199m	806m	806m	805m	627m	404m	403m	404m				

Note: Timing is based on positional data

[] Indicates rank at the end of each section

-:--:- No data available for this section

N/A Information not available

Tabcorp Park Melton VIC - M-CLASS

Race 9: WOODLANDS STUD AUSTRALIA BREEDERS CROWN SERIES 24 (3YO COLTS & GELDINGS) (2ND SEMI-FINAL) - 2240m



12 November 2022 - 9:48PM



HARNESS RACING VICTORIA

RANK	TAB	Horse/Driver	Top Speed (Km/h)	Fastest Section	First 50m	First 100m	First 200m	First Half	Middle Half	Last Half	Lead Time	1st Quarter	2nd Quarter	3rd Quarter	4th Quarter	Last Mile	Mile Rate	Distance Travelled	Gross Time/Margin
					03.40	06.66	13.62	1:45.11	2:12.27	2:38.18	0:44.85	1:14.84 (0:30.00)	1:45.11 (0:30.27)	2:12.27 (0:27.16)	2:38.18 (0:25.92)				
8	10	ALWAYS LOCKSLEY	56.84	0:27.61	03.99	07.42	14.70	1:00.07	0:57.79	0:55.32	0:46.48 [7]	1:16.37 [8]	1:46.56 [9]	2:14.16 [10]	2:41.88 [8]	1:55.39	1:56.30	+2m	49.16m
		Rebecca Bartley	Lead	Q3			199m	804m	805m	809m	627m	402m	402m	404m	406m				
9	7	DENNY ROCKS	55.56	0:27.09	03.97	07.85	15.82	0:59.90	0:57.08	0:55.72	0:46.78 [9]	1:16.67 [10]	1:46.68 [10]	2:13.76 [9]	2:42.39 [9]	1:55.61	1:56.67	+8m	56.16m
		Ryan Duffy	Q3	Q3			202m	807m	811m	808m	630m	403m	405m	407m	403m				
10	2	JET ROCK	57.10	0:27.62	03.64	07.08	14.33	0:59.47	0:57.53	0:56.87	0:46.39 [6]	1:15.98 [5]	1:45.87 [4]	2:13.50 [7]	2:42.75 [10]	1:56.35	1:56.93	+19m	60.72m
		Kerryn Manning	Lead	Q3			200m	814m	812m	811m	631m	409m	406m	406m	406m				

Note: Timing is based on positional data

[] Indicates rank at the end of each section

-:--:- No data available for this section

N/A Information not available

Tabcorp Park Melton VIC - M-CLASS

Race 10: ALDEBARAN PARK R C FREESTONE TROTTERS FREE FOR ALL (GROUP 3) - 2240m

12 November 2022 - 10:22PM



HARNESS RACING VICTORIA

RANK	TAB	Horse/Driver	Top Speed (Km/h)	Fastest Section	First 50m	First 100m	First 200m	First Half	Middle Half	Last Half	Lead Time	1st Quarter	2nd Quarter	3rd Quarter	4th Quarter	Last Mile	Mile Rate	Distance Travelled	Gross Time/Margin
					03.56	07.07	14.31	1:50.01	2:19.02	2:46.62	0:47.69	1:19.56 (0:31.88)	1:50.01 (0:30.44)	2:19.02 (0:29.01)	2:46.62 (0:27.60)				
1	4	ALDEBARAN ZEUS	56.26	0:27.60	03.67	07.15	14.31	1:02.32	0:59.45	0:56.61	0:47.68 [1]	1:19.56 [1]	1:50.01 [1]	2:19.02 [1]	2:46.62 [1]	1:58.93	1:59.71	+2m	2:46.62
		Chris Alford	Lead	Q4			200m	805m	807m	806m	630m	402m	404m	404m	403m				
2	2	SUNDONS COURAGE	56.50	0:27.46	03.56	07.07	14.43	1:02.32	0:59.45	0:56.45	0:47.98 [2]	1:19.86 [2]	1:50.30 [2]	2:19.31 [3]	2:46.76 [2]	1:58.78	1:59.81	+1m	1.88m
		Ryan Duffy	Lead	Q4			200m	806m	808m	807m	629m	402m	404m	404m	403m				
3	7	MAJESTUOSO NZ	55.11	0:27.30	03.83	07.67	15.98	1:02.27	0:58.26	0:55.22	0:49.28 [6]	1:21.23 [6]	1:51.56 [6]	2:19.50 [4]	2:46.79 [3]	1:57.50	1:59.83	+11m	2.54m
		Kate Gath	Q3	Q4			202m	805m	810m	814m	631m	403m	403m	408m	407m				
4	8	ALWAYS READY	56.17	0:28.16	03.92	07.46	14.79	1:02.31	0:59.41	0:57.17	0:48.28 [3]	1:20.19 [3]	1:50.60 [3]	2:19.60 [5]	2:47.76 [4]	1:59.48	2:00.53	0m	15.09m
		Nathan Jack	Lead	Q4			200m	805m	806m	806m	629m	403m	403m	404m	403m				
5	6	POWDERKEG	55.39	0:27.98	04.77	09.67	18.67	1:00.57	0:57.98	0:56.06	0:51.28 [7]	1:21.97 [7]	1:51.87 [7]	2:19.94 [7]	2:47.93 [5]	1:56.64	2:00.65	+13m	17.53m
		Lisa Miles	Q4	Q4			201m	804m	809m	815m	632m	403m	403m	407m	409m				
6	3	PHOEBE ONYX NZ	54.54	0:28.28	03.74	07.44	15.14	1:02.35	0:58.75	0:57.36	0:48.59 [4]	1:20.50 [4]	1:50.95 [4]	2:19.24 [2]	2:48.31 [6]	1:59.71	2:00.92	+5m	22.62m
		KerryAnn Morris	Lead	Q3			199m	805m	808m	811m	628m	403m	402m	406m	406m				
7	5	RULES DONT APPLY	54.84	0:28.60	03.83	07.61	15.56	1:02.28	0:58.97	0:59.20	0:48.98 [5]	1:20.91 [5]	1:51.27 [5]	2:19.87 [6]	2:50.48 [7]	2:01.49	2:02.48	+9m	51.42m
		Anthony Crossland	Q4	Q3			200m	806m	807m	811m	631m	404m	403m	405m	407m				

Note: Timing is based on positional data

[] Indicates rank at the end of each section


-:--:- No data available for this section

N/A Information not available

Tabcorp Park Melton VIC - M-CLASS

Race 10: ALDEBARAN PARK R C FREESTONE TROTTERS FREE FOR ALL
(GROUP 3) - 2240m

12 November 2022 - 10:22PM



HARNESS RACING VICTORIA

Scratched: ALDEBARAN CRESCENT (1)

Note: Timing is based on positional data

[] Indicates rank at the end of each section

:-:-- No data available for this section

N/A Information not available

Data processed by  TRIPLESDATA

Tabcorp Park Melton VIC - M-CLASS



Race 11: TAB BREEDERS CROWN GRADUATE MARES FREE FOR ALL (GROUP 3) - 1720m



12 November 2022 - 10:50PM

HARNESS RACING VICTORIA

RANK	TAB	Horse/ Driver	Top Speed (Km/h)	Fastest Section	First 50m	First 100m	First 200m	First Half	Middle Half	Last Half	Lead Time	1st Quarter	2nd Quarter	3rd Quarter	4th Quarter	Last Mile	Mile Rate	Distance Travelled	Gross Time/ Margin
					03.22	06.28	12.54	1:06.53	1:34.63	2:01.64	0:06.78	0:34.23 (0:27.45)	1:06.53 (0:32.31)	1:34.63 (0:28.09)	2:01.64 (0:27.02)				
1	6	TOUGH TILLY	62.91	0:26.65	03.22	06.31	12.83	1:00.23	1:00.30	0:54.56	0:06.83 [2]	0:34.70 [4]	1:07.07 [4]	1:34.99 [4]	2:01.64 [1]	1:54.80	1:53.82	+26m	2:01.64
		Kate Gath	Q1	Q4			202m	822m	815m	815m	109m	415m	408m	408m	408m				
2	5	TAY TAY	63.56	0:26.92	03.21	06.28	12.71	1:00.02	1:00.33	0:54.86	0:06.78 [1]	0:34.40 [2]	1:06.80 [2]	1:34.73 [2]	2:01.65 [2]	1:54.87	1:53.83	+24m	0.03m
		Alex Ashwood	Q1	Q4			201m	819m	815m	815m	110m	412m	408m	408m	408m				
3	3	ITS EBONYNIVORY	62.27	0:26.81	03.24	06.37	12.63	0:59.93	1:00.35	0:54.85	0:06.90 [4]	0:34.52 [3]	1:06.83 [3]	1:34.88 [3]	2:01.68 [3]	1:54.78	1:53.85	+3m	0.60m
		Rebecca Bartley	Q1	Q4			199m	807m	807m	808m	109m	404m	403m	405m	403m				
4	4	DOUGS BABE	62.96	0:27.11	03.22	06.32	12.54	0:59.69	1:00.40	0:55.20	0:06.84 [3]	0:34.23 [1]	1:06.53 [1]	1:34.63 [1]	2:01.74 [4]	1:54.89	1:53.91	+5m	1.21m
		Michael Bellman	Q1	Q4			199m	809m	806m	807m	109m	408m	403m	404m	403m				
5	1	ROCKINGWITHSIERRA	61.29	0:27.84	03.33	06.50	12.88	1:00.12	1:00.30	0:55.90	0:07.04 [5]	0:34.88 [5]	1:07.16 [5]	1:35.19 [5]	2:03.05 [5]	1:56.01	1:55.13	+4m	18.87m
		John Caldow	Q1	Q1			199m	808m	807m	808m	109m	405m	404m	404m	404m				

Scratched: ITS BEAUJOLAIS (2)

Note: Timing is based on positional data

[] Indicates rank at the end of each section

-:--:-- No data available for this section

N/A Information not available