


# Geelong VIC - M-CLASS

## Race 1: GORDON ROTHACKER MEMORIAL CHAMPIONSHIP (1ST HEAT) - 2100m

03 December 2022 - 5:43PM



HARNESS RACING VICTORIA



RANK	TAB	Horse/ Driver	Top Speed (Km/h)	Fastest Section	First 50m 03.44	First 100m 06.49	First 200m 12.65	First Half 1:31.92	Middle Half 2:00.81	Last Half 2:30.45	Lead Time 0:33.10	1st Quarter	2nd Quarter	3rd Quarter	4th Quarter	Last Mile	Mile Rate	Distance Travelled	Gross Time/ Margin
												1:02.20 (0:29.10)	0:58.90 (0:29.80)	0:58.70 (0:28.90)	0:58.40 (0:29.50)				
1	4	JULIUS SHADOW	62.43	0:28.72	03.44	06.52	13.19	0:58.65	0:58.36	0:58.28	0:33.51 [4]	1:02.52 [4]	1:32.16 [2]	2:00.88 [2]	2:30.45 [1]	1:56.94	1:55.30	+24m	2:30.45
		Michelle Phillips	Lead	Q3				196m	814m	809m	813m	490m	410m	405m	405m				
2	7	JEAN LUC NZ	55.88	0:28.97	03.79	07.32	14.31	0:58.48	0:58.55	0:58.23	0:34.33 [8]	1:03.30 [8]	1:32.81 [6]	2:01.85 [5]	2:31.04 [2]	1:56.71	1:55.75	+29m	7.59m
		Shannon O'Sullivan	Lead	Q1				198m	816m	813m	819m	489m	410m	406m	408m				
3	2	POLLY PUT KETTLEON	62.38	0:28.89	03.49	06.63	12.88	0:58.75	0:58.56	1:00.07	0:33.16 [2]	1:02.25 [2]	1:31.92 [1]	2:00.81 [1]	2:31.99 [3]	1:58.82	1:56.48	+13m	20.18m
		Mark Pitt	Lead	Q3				197m	812m	804m	805m	490m	410m	403m	402m				
4	6	DUKE OF DUNDEE NZ	57.73	0:29.06	03.73	07.19	13.87	0:58.67	0:58.44	0:59.68	0:33.84 [7]	1:03.13 [7]	1:32.52 [4]	2:01.56 [4]	2:32.20 [4]	1:58.35	1:56.64	+7m	23.17m
		Ellen Tormey	Lead	Q3				197m	807m	804m	810m	484m	406m	402m	402m				
5	1	OUR UNCLE JIM	61.19	0:29.19	03.55	06.71	13.06	0:58.93	0:58.98	1:01.68	0:33.27 [3]	1:02.47 [3]	1:32.21 [3]	2:01.45 [3]	2:33.88 [5]	2:00.60	1:57.93	0m	45.61m
		Jordan Leedham	Lead	Q1				199m	805m	803m	806m	486m	404m	401m	402m				
6	8	IM SHADOW BOXER	60.62	0:29.28	03.87	07.07	13.48	0:58.99	0:59.18	1:02.34	0:33.54 [5]	1:02.83 [5]	1:32.53 [5]	2:02.02 [6]	2:34.87 [6]	2:01.33	1:58.68	+8m	58.82m
		Codi Rauchenberger	Lead	Q1				200m	810m	809m	808m	487m	405m	405m	405m				
7	3	MAJOR MANBAR	58.91	0:29.15	03.57	06.89	13.49	1:12.92	1:27.59	1:18.92	0:33.79 [6]	1:02.95 [6]	1:46.72 [8]	2:30.54 [7]	3:05.63 [7]	2:31.83	2:22.26	+50m	470.95m
		Chris Alford	Lead	Q1				196m	829m	838m	826m	489m	411m	419m	420m				

Note: Timing is based on positional data

[ ] Indicates rank at the end of each section

-:--:- No data available for this section

N/A Information not available



HARNESS RACING VICTORIA

# Geelong VIC - M-CLASS

Race 1: GORDON ROTHACKER MEMORIAL CHAMPIONSHIP (1ST HEAT) - 2100m

03 December 2022 - 5:43PM



RANK	TAB	Horse/ Driver	Top Speed (Km/h)	Fastest Section	First 50m	First 100m	First 200m	First Half	Middle Half	Last Half	Lead Time	1st Quarter	2nd Quarter	3rd Quarter	4th Quarter	Last Mile	Mile Rate	Distance Travelled	Gross Time/ Margin
					03.44	06.49	12.65	1:31.92	2:00.81	2:30.45	0:33.10	1:02.20 (0:29.10)	0:58.90 (0:29.80)	0:58.70 (0:28.90)	0:58.40 (0:29.50)				
8	5	FEAR CRUISIN NZ	63.92	0:29.21			12.65	1:04.87	1:33.65	1:44.20	0:33.10 [1]	1:02.22 [1]	1:37.88 [7]	2:35.86 [8]	3:22.08 [8]	2:49.08	2:34.87	+19m	688.82m
		Ryan Sanderson	Lead	Q1	03.44	06.49	197m	808m	813m	817m	487m	405m	403m	410m	408m				

Note: Timing is based on positional data

[ ] Indicates rank at the end of each section

-:--:-- No data available for this section

N/A Information not available



HARNESS RACING VICTORIA

# Geelong VIC - M-CLASS

## Race 2: DEVCON PROPERTIES PACE - 1609m

03 December 2022 - 6:08PM



RANK	TAB	Horse/ Driver	Top Speed (Km/h)	Fastest Section	First 50m	First 100m	First 200m	First Half	Middle Half	Last Half	1st Quarter	2nd Quarter	3rd Quarter	4th Quarter	Last Mile	Mile Rate	Distance Travelled	Gross Time/ Margin
					03.59	06.74	13.25	0:57.95	1:25.46	1:53.84	0:27.60	0:58.10 (0:30.50)	0:58.10 (0:27.60)	0:55.80 (0:28.20)				
1	1	ULTIMATE VINNIE	60.96	0:27.51	03.56	06.74	13.25	0:57.95	0:57.91	0:55.89	0:27.55 [1]	0:57.95 [1]	1:25.46 [1]	1:53.84 [1]	1:53.83	1:53.80	+1m	1:53.84
		Bailey McDonough	Q1	Q3							201m	802m	804m	807m				
2	7	HURRICANE HUSSLER	59.84	0:27.12	03.59	06.85	13.59	0:59.24	0:57.51	0:55.27	0:28.85 [8]	0:59.24 [9]	1:26.36 [8]	1:54.51 [2]	1:54.51	1:54.53	+34m	9.03m
		Jodi Quinlan	Q1	Q3							200m	817m	817m	824m				
3	6	SASSYOLA	56.48	0:27.11	03.72	07.18	14.17	0:58.97	0:57.10	0:55.56	0:28.99 [9]	0:58.97 [7]	1:26.09 [5]	1:54.54 [3]	1:54.54	1:54.56	+26m	9.49m
		Jackie Barker	Q1	Q3							200m	814m	815m	820m				
4	10	LOMBO HEAVEN	58.80	0:27.37	03.88	07.17	13.85	0:58.39	0:57.56	0:56.35	0:28.20 [4]	0:58.39 [4]	1:25.77 [2]	1:54.74 [4]	1:54.74	1:54.77	+20m	12.12m
		James Herbertson	Q1	Q3							200m	809m	813m	817m				
5	8	GOTTAHAVEAHOBBIE	60.53	0:27.55	03.91	07.11	13.62	0:58.25	0:57.85	0:56.52	0:27.94 [3]	0:58.26 [3]	1:25.80 [4]	1:54.77 [5]	1:54.77	1:54.80	0m	12.45m
		Matthew Craven	Q1	Q3							199m	802m	804m	805m				
6	9	OUR MADIBA NZ	58.39	0:27.63	03.94	07.30	13.99	0:58.55	0:57.88	0:56.35	0:28.31 [5]	0:58.56 [5]	1:26.19 [7]	1:54.90 [6]	1:54.89	1:54.93	+1m	14.20m
		Jeremy Quinlan	Q1	Q3							200m	803m	805m	806m				
7	11	MAJOR WATSON NZ	57.64	0:27.42	04.10	07.53	14.20	0:58.69	0:57.47	0:56.28	0:28.64 [7]	0:58.69 [6]	1:26.12 [6]	1:54.97 [7]	1:54.97	1:55.00	+18m	15.19m
		Daryl Douglas	Q1	Q3							200m	810m	812m	815m				

Note: Timing is based on positional data

[ ] Indicates rank at the end of each section

-:--:- No data available for this section

N/A Information not available



HARNESS RACING VICTORIA

# Geelong VIC - M-CLASS

## Race 2: DEVCON PROPERTIES PACE - 1609m

03 December 2022 - 6:08PM



RANK	TAB	Horse/Driver	Top Speed (Km/h)	Fastest Section	First 50m	First 100m	First 200m	First Half	Middle Half	Last Half	1st Quarter	2nd Quarter	3rd Quarter	4th Quarter	Last Mile	Mile Rate	Distance Travelled	Gross Time/Margin
					03.59	06.74	13.25	0:57.95	1:25.46	1:53.84	0:27.60	0:58.10 (0:30.50)	0:58.10 (0:27.60)	0:55.80 (0:28.20)				
8	3	OVER THE ODDS NZ	59.13	0:27.68	03.59	06.89	13.50	0:58.10	0:57.93	0:57.04	0:27.86 [2]	0:58.10 [2]	1:25.79 [3]	1:55.14 [8]	1:55.14	1:55.17	+14m	17.50m
		Lance Justice	Q1	Q3			200m	809m	810m	812m	(0:27.86)	(0:30.24)	(0:27.68)	(0:29.36)				
9	4	BYALLA BOY	58.68	0:27.46	03.60	06.92	13.61	0:59.10	0:58.14	0:56.41	0:28.43 [6]	0:59.10 [8]	1:26.56 [9]	1:55.51 [9]	1:55.50	1:55.53	+11m	22.30m
		Ryan Duffy	Q1	Q3			200m	812m	808m	806m	(0:28.42)	(0:30.68)	(0:27.46)	(0:28.94)				

Scratched: STAG PARTY NZ (2), ZUBERI (5)

Note: Timing is based on positional data

[ ] Indicates rank at the end of each section

-:--:- No data available for this section

N/A Information not available

# Geelong VIC - M-CLASS

## Race 3: SENTrack INTER DOMINION TROTTING CHAMPIONSHIP (3RD ROUND QUALIFYING HEAT 1) (GROUP 3) - 2570m

03 December 2022 - 6:34PM



HARNESS RACING VICTORIA




RANK	TAB	Horse/ Driver	Top Speed (Km/h)	Fastest Section	First 50m	First 100m	First 200m	First Half	Middle Half	Last Half	Lead Time	1st Quarter	2nd Quarter	3rd Quarter	4th Quarter	Last Mile	Mile Rate	Distance Travelled	Gross Time/ Margin
												1:44.50 (0:30.60)	1:02.10 (0:31.50)	1:00.20 (0:28.70)	0:57.00 (0:28.30)				
1	1	JUST BELIEVE	58.68	0:28.22	03.47	06.81	13.56	1:02.17	1:00.10	0:56.89	1:13.90 [1]	1:44.68 [1]	2:16.12 [1]	2:44.77 [1]	3:13.00 [1]	1:59.05	2:00.90	+3m	3:13.00
		Greg Sugars	Lead	Q4								0:30.73	0:31.44	0:28.66	0:28.22				
2	2	BOLT FOR BRILLIANCE NZ	57.70	0:27.97	03.44	06.85	13.97	1:02.15	1:00.06	0:56.62	1:14.28 [2]	1:45.00 [3]	2:16.44 [3]	2:45.07 [3]	3:13.05 [2]	1:58.76	2:00.89	+2m	0.71m
		Josh Dickie	Lead	Q4								0:30.72	0:31.43	0:28.64	0:27.97				
3	9	SWISS MISS NZ	56.51	0:28.65	03.93	07.42	14.41	1:02.15	1:00.10	0:57.39	1:14.60 [4]	1:45.31 [5]	2:16.75 [5]	2:45.41 [6]	3:14.15 [3]	1:59.55	2:01.57	+1m	15.30m
		Anthony Butt	Lead	Q3								0:30.71	0:31.44	0:28.65	0:28.74				
4	8	PARISIAN ARTISTE	55.22	0:28.62	04.17	07.70	14.83	1:02.16	1:00.14	0:57.32	1:14.89 [6]	1:45.61 [7]	2:17.06 [8]	2:45.76 [9]	3:14.38 [4]	1:59.49	2:01.72	0m	18.39m
		Tayla French	Lead	Q4								0:30.72	0:31.44	0:28.70	0:28.62				
5	7	ROBBIE ROYALE NZ	54.16	0:28.30	03.69	07.63	15.57	1:01.73	0:59.31	0:57.14	1:15.50 [10]	1:46.24 [10]	2:17.24 [9]	2:45.54 [7]	3:14.38 [5]	1:58.87	2:01.72	+20m	18.40m
		Daryl Douglas	Q3	Q3								0:30.73	0:31.01	0:28.30	0:28.84				
6	10	ADELLE NZ	54.47	0:28.37	04.06	07.69	14.90	1:01.69	0:59.48	0:57.67	1:15.21 [9]	1:45.80 [8]	2:16.91 [6]	2:45.28 [4]	3:14.57 [6]	1:59.36	2:01.84	+35m	20.99m
		Kerryn Manning	Lead	Q3								0:30.57	0:31.11	0:28.37	0:29.30				
7	4	VACATION HILL NZ	59.31	0:28.54	03.39	06.66	13.57	1:02.00	0:59.95	0:58.28	1:14.30 [3]	1:44.89 [2]	2:16.31 [2]	2:44.85 [2]	3:14.59 [7]	2:00.28	2:01.86	+30m	21.12m
		Kate Gath	Lead	Q3								0:30.59	0:31.41	0:28.54	0:29.75				

Note: Timing is based on positional data

[ ] Indicates rank at the end of each section

-:--:- No data available for this section

N/A Information not available



HARNESS RACING VICTORIA

# Geelong VIC - M-CLASS

## Race 3: SENTrack INTER DOMINION TROTTING CHAMPIONSHIP (3RD ROUND QUALIFYING HEAT 1) (GROUP 3) - 2570m

03 December 2022 - 6:34PM



RANK	TAB	Horse/Driver	Top Speed (Km/h)	Fastest Section	First 50m	First 100m	First 200m	First Half	Middle Half	Last Half	Lead Time	1st Quarter	2nd Quarter	3rd Quarter	4th Quarter	Last Mile	Mile Rate	Distance Travelled	Gross Time/Margin
												1:44.50 (0:30.60)	1:02.10 (0:31.50)	1:00.20 (0:28.70)	0:57.00 (0:28.30)				
8	6	HATCHBACK	54.54	0:28.44	03.74	07.74	15.28	1:02.17	0:59.90	0:57.30	1:15.18 [8]	1:45.90 [9]	2:17.35 [10]	2:45.80 [10]	3:14.66 [8]	1:59.47	2:01.90	+16m	22.05m
		John Justice	Q3	Q3			196m	806m	809m	819m	956m	405m	402m	407m	412m				
9	5	PHOEBE ONYX NZ	54.22	0:28.70	03.78	07.44	14.60	1:02.03	1:00.17	0:57.78	1:14.92 [7]	1:45.48 [6]	2:16.95 [7]	2:45.66 [8]	3:14.74 [9]	1:59.82	2:01.95	+27m	23.09m
		Robert Morris	Lead	Q3			198m	814m	810m	813m	967m	410m	405m	406m	408m				
10	3	CUCHULAINN NZ	56.00	0:28.74	03.62	07.10	14.30	1:02.01	1:00.20	1:02.00	1:14.63 [5]	1:45.18 [4]	2:16.64 [4]	2:45.38 [5]	3:18.64 [10]	2:04.01	2:04.39	+29m	75.68m
		Chris Svanosio	Lead	Q3			197m	815m	811m	815m	966m	410m	406m	407m	409m				

Note: Timing is based on positional data

[ ] Indicates rank at the end of each section


-:--:- No data available for this section

N/A Information not available

# Geelong VIC - M-CLASS

## Race 4: SENTrack INTER DOMINION TROTTING CHAMPIONSHIP (3RD ROUND QUALIFYING HEAT 2) (GROUP 3) - 2570m

03 December 2022 - 7:00PM



HARNESS RACING VICTORIA



RANK	TAB	Horse/ Driver	Top Speed (Km/h)	Fastest Section	First 50m	First 100m	First 200m	First Half	Middle Half	Last Half	Lead Time	1st Quarter	2nd Quarter	3rd Quarter	4th Quarter	Last Mile	Mile Rate	Distance Travelled	Gross Time/ Margin
												1:46.60 (0:30.50)	1:00.90 (0:30.40)	0:58.30 (0:27.90)	0:57.00 (0:29.10)				
1	3	MUFASA METRO NZ	57.42	0:27.86	03.84	07.25	14.01	1:00.92	0:58.18	0:56.89	1:16.10 [1]	1:46.79 [1]	2:17.11 [1]	2:44.97 [1]	3:14.01 [1]	1:57.81	2:01.50	+1m	3:14.01
		John Justice	Lead	Q3			200m	807m	805m	808m	957m	405m	403m	403m	406m				
2	7	QUEEN ELIDA NZ	54.86	0:27.61	04.02	07.79	15.07	1:00.61	0:57.97	0:56.62	1:16.78 [4]	1:47.04 [2]	2:17.39 [2]	2:45.01 [2]	3:14.02 [2]	1:57.23	2:01.50	+30m	0.36m
		Chris Alford	Q3	Q3			201m	814m	812m	815m	971m	409m	407m	406m	410m				
3	1	LOTAMUSCLE NZ	55.74	0:27.89	03.88	07.40	14.39	1:00.88	0:58.19	0:56.70	1:16.52 [2]	1:47.11 [3]	2:17.40 [3]	2:45.28 [3]	3:14.11 [3]	1:57.57	2:01.55	+2m	1.57m
		Matthew Craven	Lead	Q3			201m	807m	805m	808m	957m	405m	403m	403m	406m				
4	9	ALWAYS READY	57.74	0:27.63	04.22	07.63	14.44	1:01.10	0:58.00	0:56.85	1:16.59 [3]	1:47.33 [4]	2:17.69 [4]	2:45.32 [4]	3:14.54 [4]	1:57.94	2:01.82	+30m	7.23m
		Nathan Jack	Lead	Q3			201m	815m	811m	814m	970m	409m	407m	406m	410m				
5	5	ZAREM	55.09	0:27.60	04.28	08.16	15.21	1:00.83	0:57.82	0:57.13	1:17.18 [7]	1:47.79 [7]	2:18.01 [6]	2:45.62 [5]	3:15.15 [5]	1:57.97	2:02.20	+5m	15.26m
		Ellen Tormey	Lead	Q3			200m	806m	805m	813m	956m	404m	402m	404m	410m				
6	11	CHINESE WHISPER NZ	55.76	0:27.39	04.60	08.31	15.63	1:00.62	0:57.43	0:57.08	1:17.71 [9]	1:48.30 [9]	2:18.33 [8]	2:45.73 [7]	3:15.42 [6]	1:57.71	2:02.37	+34m	19.03m
		Kate Gath	Q3	Q3			199m	816m	817m	823m	964m	409m	407m	410m	414m				
7	8	ANYWHERE HUGO	54.60	0:27.92	04.24	07.84	14.89	1:00.87	0:58.18	0:57.79	1:16.84 [5]	1:47.46 [5]	2:17.71 [5]	2:45.64 [6]	3:15.51 [7]	1:58.66	2:02.43	0m	20.14m
		Chris Svanosio	Lead	Q3			199m	806m	804m	807m	956m	405m	402m	402m	406m				

Note: Timing is based on positional data

[ ] Indicates rank at the end of each section

-:--:- No data available for this section

N/A Information not available



HARNESS RACING VICTORIA

# Geelong VIC - M-CLASS

## Race 4: SENTrack INTER DOMINION TROTTING CHAMPIONSHIP (3RD ROUND QUALIFYING HEAT 2) (GROUP 3) - 2570m

03 December 2022 - 7:00PM



RANK	TAB	Horse/Driver	Top Speed (Km/h)	Fastest Section	First 50m	First 100m	First 200m	First Half	Middle Half	Last Half	Lead Time	1st Quarter	2nd Quarter	3rd Quarter	4th Quarter	Last Mile	Mile Rate	Distance Travelled	Gross Time/Margin
					03.77	07.19	14.01	2:17.11	2:44.97	3:14.01	1:16.10	1:46.60 (0:30.50)	1:00.90 (0:30.40)	0:58.30 (0:27.90)	0:57.00 (0:29.10)				
8	6	<b>OFORTUNA</b>	<b>54.53</b>	<b>0:28.21</b>	03.77	07.38	<b>14.56</b>	1:00.28	0:57.95	0:59.22	1:18.49 [11]	<b>1:49.03 [11]</b>	<b>2:18.77 [11]</b>	<b>2:46.98 [10]</b>	<b>3:17.99 [8]</b>	1:59.50	2:03.98	+26m	53.40m
		Jodi Quinlan	Lead	Q3			200m	810m	809m	811m	974m	405m	406m	404m	408m				
9	2	<b>TEETREETOMMY</b>	<b>54.37</b>	<b>0:28.08</b>	03.96	07.56	<b>14.77</b>	1:01.09	0:58.35	1:00.02	1:17.33 [8]	<b>1:48.17 [8]</b>	<b>2:18.43 [9]</b>	<b>2:46.51 [9]</b>	<b>3:18.45 [9]</b>	2:01.11	2:04.27	+9m	59.40m
		Anne-Maree Conroy	Lead	Q3			201m	808m	803m	806m	967m	407m	402m	402m	405m				
10	10	<b>SUNDONS COURAGE</b>	<b>56.18</b>	<b>0:27.37</b>	05.22	08.71	<b>15.93</b>	1:00.59	0:57.35	0:59.94	1:18.06 [10]	<b>1:48.68 [10]</b>	<b>2:18.66 [10]</b>	<b>2:46.02 [8]</b>	<b>3:18.59 [10]</b>	2:00.52	2:04.36	+27m	61.95m
		Ryan Duffy	Lead	Q3			200m	816m	814m	814m	967m	409m	408m	407m	408m				
11	4	<b>ROYAL CHARLOTTE</b>	<b>57.22</b>	<b>0:30.34</b>	03.78	07.19	<b>14.08</b>	1:01.14	1:02.28	1:04.71	1:16.93 [6]	<b>1:47.73 [6]</b>	<b>2:18.08 [7]</b>	<b>2:50.01 [11]</b>	<b>3:22.78 [11]</b>	2:05.85	2:06.98	+28m	117.57m
		Paul Males	Lead	Q2			200m	814m	814m	816m	968m	408m	407m	408m	408m				

Note: Timing is based on positional data

[ ] Indicates rank at the end of each section

-:--:- No data available for this section

N/A Information not available





HARNESS RACING VICTORIA

# Geelong VIC - M-CLASS

## Race 5: SENTrack INTER DOMINION TROTTING CHAMPIONSHIP (3RD ROUND QUALIFYING HEAT 3) (GROUP 3) - 2570m

03 December 2022 - 7:37PM



RANK	TAB	Horse/ Driver	Top Speed (Km/h)	Fastest Section	First 50m	First 100m	First 200m	First Half	Middle Half	Last Half	Lead Time	1st Quarter	2nd Quarter	3rd Quarter	4th Quarter	Last Mile	Mile Rate	Distance Travelled	Gross Time/ Margin
					03.56	06.77	13.20	2:16.37	2:44.56	3:13.61	1:14.40	1:45.60 (0:31.20)	1:01.80 (0:30.60)	0:58.90 (0:28.30)	0:57.40 (0:29.10)				
1	5	MAJESTUOSO NZ	60.12	0:28.19	03.56	06.81	13.57	1:01.87	0:58.69	0:57.23	1:14.40 [1]	1:45.88 [1]	2:16.37 [1]	2:44.56 [1]	3:13.61 [1]	1:59.11	2:01.20	+9m	3:13.61
		Kate Gath	Lead	Q3			201m	807m	804m	807m	963m	406m	403m	403m	405m				
2	11	POWDERKEG	55.31	0:27.50	04.59	08.34	15.40	1:01.26	0:57.76	0:56.49	1:16.43 [10]	1:47.45 [11]	2:17.70 [10]	2:45.20 [5]	3:14.19 [2]	1:57.76	2:01.60	+33m	7.86m
		Lisa Miles	Q3	Q3			201m	814m	812m	819m	969m	409m	405m	407m	412m				
3	10	SLEEPEE	55.34	0:27.43	04.35	07.88	15.05	1:01.37	0:57.77	0:57.05	1:16.10 [9]	1:47.13 [9]	2:17.47 [8]	2:44.90 [2]	3:14.52 [3]	1:58.42	2:01.81	+34m	12.27m
		Josh Duggan	Q3	Q3			200m	816m	814m	817m	968m	411m	407m	408m	410m				
4	1	ONE OVER ALL NZ	57.45	0:28.39	03.88	07.27	14.03	1:01.88	0:58.91	0:57.61	1:15.07 [3]	1:46.43 [5]	2:16.96 [5]	2:45.35 [6]	3:14.56 [4]	1:59.50	2:01.84	+3m	12.96m
		Greg Sugars	Lead	Q3			200m	807m	803m	806m	958m	406m	402m	402m	405m				
5	7	MAJESTIC HARRY NZ	60.93	0:28.36	03.56	06.77	13.20	1:01.90	0:58.89	0:57.92	1:14.78 [2]	1:46.16 [3]	2:16.69 [3]	2:45.05 [3]	3:14.60 [5]	1:59.81	2:01.86	+4m	13.26m
		Brittany Graham	Lead	Q3			201m	807m	803m	806m	961m	405m	402m	402m	404m				
6	2	LEANNE LEEANN	57.29	0:28.57	03.85	07.25	14.16	1:01.67	0:59.14	0:57.85	1:15.61 [7]	1:46.73 [7]	2:17.28 [7]	2:45.87 [9]	3:15.13 [6]	1:59.52	2:02.19	+31m	20.52m
		Bob Kuchenmeister	Lead	Q3			200m	813m	811m	818m	968m	409m	405m	407m	412m				
7	9	NEPHEW OF SONOKO	56.20	0:28.56	04.31	07.78	14.79	1:01.14	0:59.02	0:58.77	1:15.41 [6]	1:46.10 [2]	2:16.56 [2]	2:45.13 [4]	3:15.32 [7]	1:59.91	2:02.31	+30m	23m
		James Herbertson	Lead	Q3			199m	813m	811m	813m	972m	408m	406m	405m	408m				

Note: Timing is based on positional data

[ ] Indicates rank at the end of each section

-:--:- No data available for this section

N/A Information not available



HARNESS RACING VICTORIA

# Geelong VIC - M-CLASS

## Race 5: SENTrack INTER DOMINION TROTTING CHAMPIONSHIP (3RD ROUND QUALIFYING HEAT 3) (GROUP 3) - 2570m

03 December 2022 - 7:37PM



RANK	TAB	Horse/ Driver	Top Speed (Km/h)	Fastest Section	First 50m	First 100m	First 200m	First Half	Middle Half	Last Half	Lead Time	1st Quarter	2nd Quarter	3rd Quarter	4th Quarter	Last Mile	Mile Rate	Distance Travelled	Gross Time/ Margin
					03.56	06.77	13.20	2:16.37	2:44.56	3:13.61	1:14.40	1:45.60 (0:31.20)	2:01.80 (0:30.60)	3:05.90 (0:28.30)	4:05.70 (0:29.10)				
8	4	<b>BRANDLO PRINCE</b>	<b>56.86</b>	<b>0:28.70</b>	<b>03.68</b>	<b>07.38</b>	<b>18.90</b>	1:01.33	0:59.20	0:57.51	1:16.55 [11]	<b>1:47.38 [10]</b>	<b>2:17.89 [11]</b>	<b>2:46.57 [11]</b>	<b>3:15.40 [8]</b>	1:58.85	2:02.36	<b>+10m</b>	<b>24.09m</b>
		Chris Svanosio	Lead	Q3			201m	806m	804m	809m	963m	405m	402m	403m	<b>408m</b>				
9	6	<b>PINK GALAHS</b>	<b>56.29</b>	<b>0:28.44</b>	<b>03.70</b>	<b>07.19</b>	<b>14.48</b>	1:01.88	0:58.95	0:58.35	1:15.35 [5]	<b>1:46.72 [6]</b>	<b>2:17.23 [6]</b>	<b>2:45.67 [8]</b>	<b>3:15.57 [9]</b>	2:00.23	2:02.47	<b>+3m</b>	<b>26.30m</b>
		Matthew Craven	Lead	Q3			200m	807m	803m	805m	958m	405m	402m	401m	405m				
10	3	<b>ILLAWONG STARDUST</b>	<b>58.00</b>	<b>0:28.59</b>	<b>03.79</b>	<b>07.16</b>	<b>13.93</b>	1:01.69	0:59.10	0:58.86	1:15.25 [4]	<b>1:46.41 [4]</b>	<b>2:16.94 [4]</b>	<b>2:45.52 [7]</b>	<b>3:15.79 [10]</b>	2:00.54	2:02.61	<b>+27m</b>	<b>29.11m</b>
		Brian Gath	Lead	Q3			200m	815m	811m	812m	968m	409m	407m	405m	407m				
11	8	<b>KYVALLEY CHIEF NZ</b>	<b>54.75</b>	<b>0:28.66</b>	<b>04.38</b>	<b>07.98</b>	<b>14.97</b>	1:01.88	0:59.17	0:59.04	1:15.66 [8]	<b>1:47.03 [8]</b>	<b>2:17.55 [9]</b>	<b>2:46.20 [10]</b>	<b>3:16.59 [11]</b>	2:00.92	2:03.10	<b>0m</b>	<b>39.80m</b>
		Chris Alford	Lead	Q3			200m	806m	802m	807m	956m	405m	402m	401m	406m				

Note: Timing is based on positional data

[ ] Indicates rank at the end of each section


-:--:-- No data available for this section

N/A Information not available

# Geelong VIC - M-CLASS

## Race 6: SENTrack INTER DOMINION PACING CHAMPIONSHIP (3RD ROUND QUALIFYING HEAT 1) (GROUP 3) - 2570m

03 December 2022 - 8:14PM



HARNESS RACING VICTORIA



RANK	TAB	Horse/ Driver	Top Speed (Km/h)	Fastest Section	First 50m	First 100m	First 200m	First Half	Middle Half	Last Half	Lead Time	1st Quarter	2nd Quarter	3rd Quarter	4th Quarter	Last Mile	Mile Rate	Distance Travelled	Gross Time/ Margin
					03.28	06.38	12.81	2:14.79	2:42.17	3:09.18	1:11.50	1:44.00 (0:32.50)	1:03.20 (0:30.70)	0:58.20 (0:27.50)	0:54.50 (0:27.00)				
1	5	HONOLUA BAY	60.92	0:27.00	03.36	06.60	13.24	1:03.31	0:58.05	0:54.40	1:11.50 [1]	1:44.12 [1]	2:14.79 [1]	2:42.17 [1]	3:09.18 [1]	1:57.70	1:58.50	+10m	3:09.18
		David Moran	Lead	Q4			197m	807m	805m	807m	962m	405m	403m	403m	405m				
2	2	PERFECT STRIDE NZ	60.76	0:26.65	03.42	06.64	13.07	1:03.28	0:57.97	0:54.00	1:12.07 [3]	1:44.72 [4]	2:15.35 [5]	2:42.69 [5]	3:09.35 [2]	1:57.28	1:58.56	+2m	2.52m
		Jack Trainor	Lead	Q4			196m	808m	805m	806m	955m	404m	404m	402m	405m				
3	6	ZEUSS BROMAC NZ	58.37	0:27.18	03.42	06.86	13.55	1:02.63	0:57.76	0:54.46	1:12.38 [5]	1:44.54 [3]	2:15.02 [2]	2:42.28 [2]	3:09.47 [3]	1:57.09	1:58.65	+30m	4.13m
		Gavin Fitzpatrick	Lead	Q4			196m	815m	812m	815m	966m	409m	407m	406m	409m				
4	1	TORRID SAINT	62.97	0:27.10	03.34	06.47	12.81	1:03.28	0:58.01	0:54.47	1:11.79 [2]	1:44.44 [2]	2:15.08 [3]	2:42.45 [3]	3:09.55 [4]	1:57.75	1:58.70	+4m	5.22m
		Jack Laugher	Lead	Q4			195m	808m	806m	807m	955m	405m	404m	403m	405m				
5	4	ALTA ORLANDO NZ	63.09	0:26.41	03.28	06.38	12.89	1:03.27	0:57.89	0:53.70	1:12.66 [6]	1:45.34 [8]	2:15.93 [9]	2:43.23 [9]	3:09.63 [5]	1:56.96	1:58.75	+10m	6.50m
		Jack Callaghan	Lead	Q4			195m	807m	805m	809m	960m	404m	403m	403m	407m				
6	8	JILLIBY SYLVESTER	61.82	0:26.79	03.73	06.89	13.28	1:03.27	0:57.93	0:54.12	1:12.37 [4]	1:45.03 [6]	2:15.65 [7]	2:42.96 [7]	3:09.76 [6]	1:57.38	1:58.83	+4m	7.93m
		Glen Craven	Lead	Q4			200m	807m	806m	808m	960m	405m	403m	404m	405m				
7	9	BETTOR CALL ME NZ	59.41	0:27.22	03.87	07.20	13.89	1:02.62	0:57.74	0:54.50	1:12.67 [7]	1:44.83 [5]	2:15.28 [4]	2:42.56 [4]	3:09.79 [7]	1:57.12	1:58.85	+29m	8.39m
		Matthew Craven	Lead	Q4			200m	815m	813m	815m	970m	409m	407m	407m	409m				

Note: Timing is based on positional data

[ ] Indicates rank at the end of each section

-:--:-- No data available for this section

N/A Information not available



HARNESS RACING VICTORIA

# Geelong VIC - M-CLASS

## Race 6: SENTrack INTER DOMINION PACING CHAMPIONSHIP (3RD ROUND QUALIFYING HEAT 1) (GROUP 3) - 2570m

03 December 2022 - 8:14PM




RANK	TAB	Horse/ Driver	Top Speed (Km/h)	Fastest Section	First 50m	First 100m	First 200m	First Half	Middle Half	Last Half	Lead Time	1st Quarter	2nd Quarter	3rd Quarter	4th Quarter	Last Mile	Mile Rate	Distance Travelled	Gross Time/ Margin
					03.28	06.38	12.81	2:14.79	2:42.17	3:09.18	1:11.50	1:44.00 (0:32.50)	1:03.20 (0:30.70)	0:58.20 (0:27.50)	0:54.50 (0:27.00)				
8	10	<b>BULLETPROOF BOY</b>	<b>58.93</b>	<b>0:26.48</b>	<b>04.02</b>	<b>07.36</b>	<b>14.20</b>	1:03.19	0:57.69	0:53.73	1:12.94 [8]	<b>1:45.69 [10]</b>	<b>2:16.14 [10]</b>	<b>2:43.38 [10]</b>	<b>3:09.87 [8]</b>	1:56.93	1:58.89	<b>+17m</b>	<b>9.52m</b>
		Scott Ewen	Lead	Q4			201m	809m	812m	818m	960m	405m	405m	407m	412m				
9	11	<b>MAX DELIGHT</b>	<b>57.01</b>	<b>0:27.06</b>	<b>04.07</b>	<b>07.52</b>	<b>14.48</b>	1:02.61	0:57.70	0:54.30	1:12.97 [9]	<b>1:45.14 [7]</b>	<b>2:15.59 [6]</b>	<b>2:42.83 [6]</b>	<b>3:09.89 [9]</b>	1:56.91	1:58.91	<b>+29m</b>	<b>9.72m</b>
		Chris Alford	Lead	Q4			201m	815m	811m	815m	970m	409m	407m	405m	411m				
10	7	<b>LONGFELLOW</b>	<b>57.18</b>	<b>0:26.84</b>	<b>03.56</b>	<b>07.05</b>	<b>13.87</b>	<b>1:02.59</b>	<b>0:57.68</b>	0:54.11	1:13.28 [10]	<b>1:45.45 [9]</b>	<b>2:15.87 [8]</b>	<b>2:43.13 [8]</b>	<b>3:09.98 [10]</b>	1:56.70	1:58.96	<b>+35m</b>	<b>10.92m</b>
		Rebecca Bartley	Lead	Q4			197m	815m	812m	815m	972m	409m	407m	405m	410m				
11	3	<b>BETTER ECLIPSE</b>	<b>54.84</b>	<b>0:33.67</b>	<b>03.73</b>	<b>07.46</b>	<b>16.92</b>	1:08.64	1:10.98	1:14.96	1:16.28 [11]	<b>1:49.96 [11]</b>	<b>2:24.92 [11]</b>	<b>3:00.94 [11]</b>	<b>3:39.88 [11]</b>	2:23.60	2:17.69	<b>+5m</b>	<b>410.80m</b>
		Greg Sugars	Lead	Q1			197m	806m	804m	808m	958m	405m	402m	402m	406m				

Note: Timing is based on positional data

[ ] Indicates rank at the end of each section

-:--:-- No data available for this section

N/A Information not available



HARNESS RACING VICTORIA

# Geelong VIC - M-CLASS

## Race 7: SENTrack INTER DOMINION PACING CHAMPIONSHIP (3RD ROUND QUALIFYING HEAT 2) (GROUP 3) - 2570m

03 December 2022 - 8:51PM




RANK	TAB	Horse/ Driver	Top Speed (Km/h)	Fastest Section	First 50m	First 100m	First 200m	First Half	Middle Half	Last Half	Lead Time	1st Quarter	2nd Quarter	3rd Quarter	4th Quarter	Last Mile	Mile Rate	Distance Travelled	Gross Time/ Margin
					03.25	06.40	12.90	2:07.99	2:35.31	3:03.45	1:10.10	1:39.10 (0:29.00)	0:57.90 (0:28.90)	0:56.30 (0:27.40)	0:55.50 (0:28.10)				
1	1	<b>ACT NOW</b>	<b>61.62</b>	<b>0:27.32</b>	03.37	06.55	<b>12.90</b>	0:57.95	0:56.15	0:55.46	1:10.10 [1]	<b>1:39.16 [1]</b>	<b>2:07.99 [1]</b>	<b>2:35.31 [1]</b>	<b>3:03.46 [2]</b>	1:53.41	1:54.90	+4m	3:03.46
		Jodi Quinlan	Lead	Q3			194m	808m	805m	808m	954m	406m	403m	402m	406m				
2	6	<b>BUNDORAN NZ</b>	<b>60.30</b>	<b>0:27.22</b>	03.27	06.55	<b>13.18</b>	0:58.24	0:56.11	0:54.63	1:10.56 [5]	<b>1:39.94 [6]</b>	<b>2:08.82 [6]</b>	<b>2:36.04 [6]</b>	<b>3:03.45 [1]</b>	1:52.87	1:54.88	+32m	0.09m
		Amanda Turnbull	Lead	Q3			194m	815m	813m	817m	964m	409m	407m	407m	410m				
3	5	<b>EXPENSIVE EGO</b>	<b>58.94</b>	<b>0:27.28</b>	03.47	06.81	<b>13.62</b>	0:57.76	0:56.16	0:55.51	1:10.46 [4]	<b>1:39.34 [2]</b>	<b>2:08.22 [2]</b>	<b>2:35.50 [2]</b>	<b>3:03.74 [3]</b>	1:53.28	1:55.06	+31m	3.69m
		Luke McCarthy	Lead	Q3			195m	816m	811m	815m	966m	411m	406m	407m	409m				
4	2	<b>THE BLACK PRINCE NZ</b>	<b>61.85</b>	<b>0:27.28</b>	03.25	06.40	<b>13.34</b>	0:57.97	0:56.13	0:55.19	1:10.57 [6]	<b>1:39.71 [5]</b>	<b>2:08.56 [5]</b>	<b>2:35.84 [5]</b>	<b>3:03.74 [4]</b>	1:53.16	1:55.06	+3m	3.97m
		Robert Morris	Lead	Q3			195m	808m	806m	807m	953m	405m	404m	403m	405m				
5	3	<b>BEYOND DELIGHT</b>	<b>61.57</b>	<b>0:27.27</b>	03.28	06.44	<b>12.98</b>	0:58.24	0:56.17	0:55.28	1:10.28 [2]	<b>1:39.66 [4]</b>	<b>2:08.54 [4]</b>	<b>2:35.81 [4]</b>	<b>3:03.82 [5]</b>	1:53.53	1:55.11	+29m	5.00m
		Mark Pitt	Lead	Q3			195m	816m	811m	815m	963m	410m	407m	405m	411m				
6	8	<b>TO FAST TO SERIOUS</b>	<b>61.46</b>	<b>0:27.31</b>	03.62	06.80	<b>13.22</b>	0:57.96	0:56.14	0:55.79	1:10.30 [3]	<b>1:39.43 [3]</b>	<b>2:08.26 [3]</b>	<b>2:35.56 [3]</b>	<b>3:04.05 [6]</b>	1:53.75	1:55.25	+3m	8.01m
		Dylan Egerton-Green	Lead	Q3			200m	809m	806m	807m	958m	406m	404m	403m	405m				
7	10	<b>MAJESTIC CRUISER</b>	<b>58.59</b>	<b>0:27.13</b>	03.70	07.09	<b>14.23</b>	0:57.64	0:55.56	0:54.73	1:11.96 [12]	<b>1:41.16 [12]</b>	<b>2:09.60 [11]</b>	<b>2:36.73 [12]</b>	<b>3:04.32 [7]</b>	1:52.36	1:55.42	+26m	11.86m
		Cameron Hart	Lead	Q3			202m	814m	806m	811m	972m	411m	404m	403m	410m				

Note: Timing is based on positional data

[ ] Indicates rank at the end of each section

-:--:- No data available for this section

N/A Information not available



HARNESS RACING VICTORIA

# Geelong VIC - M-CLASS

## Race 7: SENTrack INTER DOMINION PACING CHAMPIONSHIP (3RD ROUND QUALIFYING HEAT 2) (GROUP 3) - 2570m

03 December 2022 - 8:51PM




RANK	TAB	Horse/Driver	Top Speed (Km/h)	Fastest Section	First 50m	First 100m	First 200m	First Half	Middle Half	Last Half	Lead Time	1st Quarter	2nd Quarter	3rd Quarter	4th Quarter	Last Mile	Mile Rate	Distance Travelled	Gross Time/Margin
					03.25	06.40	12.90	2:07.99	2:35.31	3:03.45	1:10.10	1:39.10 (0:29.00)	0:57.90 (0:28.90)	0:56.30 (0:27.40)	0:55.50 (0:28.10)				
8	9	WOLF STRIDE	59.58	0:27.13	03.76	07.01	13.94	0:58.21	0:56.01	0:55.26	1:10.87 [8]	1:40.22 [8]	2:09.09 [8]	2:36.22 [8]	3:04.35 [8]	1:53.47	1:55.44	+34m	12.06m
		Jack Trainor	Lead	Q3			200m	816m	813m	819m	969m	410m	407m	407m	413m				
9	11	JILLIBY NITRO	59.43	0:27.27	04.01	07.35	13.85	0:57.99	0:56.13	0:55.56	1:10.87 [7]	1:40.01 [7]	2:08.87 [7]	2:36.14 [7]	3:04.44 [9]	1:53.56	1:55.50	+1m	13.09m
		Jason Lee	Lead	Q3			201m	807m	804m	807m	958m	405m	403m	402m	406m				
10	4	LIKE A WILDFIRE NZ	56.94	0:26.82	03.62	07.16	14.54	0:58.19	0:55.64	0:54.79	1:11.49 [10]	1:40.86 [11]	2:09.68 [12]	2:36.50 [11]	3:04.47 [10]	1:52.98	1:55.52	+39m	13.72m
		David Moran	Q3	Q3			201m	816m	812m	820m	974m	410m	406m	407m	414m				
11	7	SICARIO	54.92	0:27.26	03.72	07.45	14.76	0:57.64	0:56.01	0:56.10	1:11.55 [11]	1:40.47 [9]	2:09.20 [9]	2:36.47 [10]	3:05.31 [11]	1:53.75	1:56.04	+1m	24.70m
		Chris Alford	Q3	Q3			196m	806m	804m	806m	954m	405m	402m	403m	405m				
12	12	MONA MIA	58.19	0:27.03	04.34	07.70	14.35	0:58.17	0:55.91	0:56.10	1:11.19 [9]	1:40.51 [10]	2:09.37 [10]	2:36.41 [9]	3:05.47 [12]	1:54.28	1:56.15	+15m	26.93m
		Ryan Sanderson	Lead	Q3			200m	816m	811m	813m	956m	410m	407m	406m	409m				

Note: Timing is based on positional data

[ ] Indicates rank at the end of each section

-:--:- No data available for this section

N/A Information not available



HARNESS RACING VICTORIA

# Geelong VIC - M-CLASS

## Race 8: SENTrack INTER DOMINION PACING CHAMPIONSHIP (3RD ROUND QUALIFYING HEAT3) (GROUP 3) - 2570m

03 December 2022 - 9:27PM



RANK	TAB	Horse/ Driver	Top Speed (Km/h)	Fastest Section	First 50m	First 100m	First 200m	First Half	Middle Half	Last Half	Lead Time	1st Quarter	2nd Quarter	3rd Quarter	4th Quarter	Last Mile	Mile Rate	Distance Travelled	Gross Time/ Margin
					03.25	06.39	12.85	2:09.28	2:36.84	3:04.17	1:08.90	1:38.20 (0:29.30)	1:00.30 (0:31.00)	0:58.60 (0:27.60)	0:55.00 (0:27.40)				
1	7	<b>MACH DAN</b>	<b>60.33</b>	<b>0:27.32</b>	03.30	06.52	12.97	1:00.42	0:58.54	0:54.89	1:08.90 [1]	<b>1:38.31 [1]</b>	<b>2:09.28 [1]</b>	<b>2:36.84 [1]</b>	<b>3:04.17 [1]</b>	1:55.30	1:55.30	+8m	3:04.17
		Mark Pitt	Lead	Q4								(0:29.44)	(0:30.98)	(0:27.56)	(0:27.32)				
2	4	<b>PETES SAID SO NZ</b>	<b>61.84</b>	<b>0:26.97</b>	03.25	06.39	12.93	1:00.44	0:58.47	0:54.48	1:09.40 [4]	<b>1:38.88 [4]</b>	<b>2:09.85 [4]</b>	<b>2:37.35 [4]</b>	<b>3:04.33 [2]</b>	1:54.92	1:55.43	+2m	2:02m
		Robert Morris	Lead	Q4								(0:29.47)	(0:30.97)	(0:27.51)	(0:26.97)				
3	6	<b>I CAST NO SHADOW NZ</b>	<b>61.08</b>	<b>0:27.26</b>	03.30	06.49	12.85	1:00.42	0:58.50	0:54.79	1:09.13 [2]	<b>1:38.57 [2]</b>	<b>2:09.56 [2]</b>	<b>2:37.09 [2]</b>	<b>3:04.34 [3]</b>	1:55.21	1:55.43	+5m	2:29m
		Cameron Hart	Lead	Q4								(0:29.45)	(0:30.97)	(0:27.53)	(0:27.26)				
4	1	<b>PITCH PERFECT NZ</b>	<b>60.98</b>	<b>0:27.47</b>	03.41	06.57	13.24	1:00.45	0:58.46	0:55.24	1:09.69 [6]	<b>1:39.15 [6]</b>	<b>2:10.15 [6]</b>	<b>2:37.62 [6]</b>	<b>3:05.39 [4]</b>	1:55.69	1:56.09	0m	16:36m
		Jack Trainor	Lead	Q3								(0:29.46)	(0:30.99)	(0:27.47)	(0:27.77)				
5	5	<b>TRIPLE EIGHT NZ</b>	<b>58.98</b>	<b>0:27.27</b>	03.47	06.75	13.59	1:00.53	0:58.07	0:54.72	1:10.17 [10]	<b>1:39.89 [11]</b>	<b>2:10.70 [10]</b>	<b>2:37.97 [10]</b>	<b>3:05.41 [5]</b>	1:55.24	1:56.11	+34m	16:72m
		Greg Sugars	Lead	Q3								(0:29.72)	(0:30.80)	(0:27.27)	(0:27.45)				
6	3	<b>CRIME WRITER</b>	<b>58.65</b>	<b>0:27.32</b>	03.48	06.78	13.64	1:00.48	0:58.43	0:54.76	1:10.30 [11]	<b>1:39.79 [10]</b>	<b>2:10.78 [11]</b>	<b>2:38.22 [11]</b>	<b>3:05.54 [6]</b>	1:55.24	1:56.19	+4m	18:39m
		Matthew Craven	Lead	Q4								(0:29.49)	(0:30.99)	(0:27.44)	(0:27.32)				
7	8	<b>HULI NIEN</b>	<b>60.75</b>	<b>0:27.45</b>	03.71	06.90	13.51	1:00.46	0:58.45	0:55.13	1:10.00 [9]	<b>1:39.47 [8]</b>	<b>2:10.46 [9]</b>	<b>2:37.92 [8]</b>	<b>3:05.60 [7]</b>	1:55.60	1:56.22	+2m	19:08m
		John Justice	Lead	Q3								(0:29.47)	(0:30.99)	(0:27.45)	(0:27.69)				

Note: Timing is based on positional data

[ ] Indicates rank at the end of each section

-:--:- No data available for this section

N/A Information not available



HARNESS RACING VICTORIA

# Geelong VIC - M-CLASS

## Race 8: SENTrack INTER DOMINION PACING CHAMPIONSHIP (3RD ROUND QUALIFYING HEAT3) (GROUP 3) - 2570m

03 December 2022 - 9:27PM



RANK	TAB	Horse/ Driver	Top Speed (Km/h)	Fastest Section	First 50m	First 100m	First 200m	First Half	Middle Half	Last Half	Lead Time	1st Quarter	2nd Quarter	3rd Quarter	4th Quarter	Last Mile	Mile Rate	Distance Travelled	Gross Time/ Margin
					03.25	06.39	12.85	2:09.28	2:36.84	3:04.17	1:08.90	1:38.20 (0:29.30)	1:00.30 (0:31.00)	0:58.60 (0:27.60)	0:55.00 (0:27.40)				
8	9	<b>NARUTAC PRINCE</b>	58.73	0:27.56	03.70	07.07	13.94	0:59.77	0:58.38	0:56.03	1:09.84 [8]	1:38.79 [3]	2:09.61 [3]	2:37.17 [3]	3:05.63 [8]	1:55.79	1:56.24	+32m	19.35m
		David Moran	Lead	Q3			200m	815m	811m	814m	972m	410m	406m	406m	409m				
9	10	<b>A GS WHITE SOCKS NZ</b>	57.57	0:27.22	03.88	07.28	14.18	1:00.43	0:58.04	0:54.89	1:10.57 [12]	1:40.19 [12]	2:11.01 [12]	2:38.24 [12]	3:05.90 [9]	1:55.32	1:56.41	+31m	23.24m
		Luke McCarthy	Lead	Q3			200m	814m	812m	815m	970m	410m	406m	408m	409m				
10	12	<b>SPIRIT OF ST LOUIS NZ</b>	61.45	0:27.54	03.75	07.03	13.33	1:00.49	0:58.36	0:56.06	1:09.37 [3]	1:39.04 [5]	2:09.87 [5]	2:37.41 [5]	3:05.92 [10]	1:56.55	1:56.43	+31m	23.38m
		Jack Callaghan	Lead	Q3			200m	815m	810m	815m	969m	410m	406m	405m	411m				
11	11	<b>BETTOR BE THE BOMB</b>	61.52	0:27.56	03.57	06.75	13.10	1:00.56	0:58.39	0:55.92	1:09.59 [5]	1:39.34 [7]	2:10.15 [7]	2:37.72 [7]	3:06.08 [11]	1:56.48	1:56.52	+29m	25.41m
		Anthony Butt	Lead	Q3			199m	815m	810m	814m	967m	410m	406m	405m	410m				
12	2	<b>BONCEL BENJAMIN</b>	60.06	0:27.53	03.35	06.60	13.18	1:00.59	0:58.34	0:59.35	1:09.81 [7]	1:39.60 [9]	2:10.41 [8]	2:37.94 [9]	3:09.76 [12]	1:59.94	1:58.83	+31m	74.43m
		Ryan Duffy	Lead	Q3			193m	815m	813m	819m	959m	410m	406m	408m	412m				

Note: Timing is based on positional data

[ ] Indicates rank at the end of each section

-:--:- No data available for this section

N/A Information not available





HARNESS RACING VICTORIA

# Geelong VIC - M-CLASS

## Race 9: SOUTHERN CROSS FEEDS 3YO PACE - 2100m

03 December 2022 - 10:01PM




RANK	TAB	Horse/ Driver	Top Speed (Km/h)	Fastest Section	First 50m	First 100m	First 200m	First Half	Middle Half	Last Half	Lead Time	1st Quarter	2nd Quarter	3rd Quarter	4th Quarter	Last Mile	Mile Rate	Distance Travelled	Gross Time/ Margin
					03.54	06.63	12.79	1:34.86	2:02.10	2:30.26	0:34.30	1:05.50 (0:31.20)	1:00.70 (0:29.50)	0:56.80 (0:27.30)	0:55.30 (0:28.00)				
1	8	INTEREST FREE	59.82	0:27.22	03.92	07.15	13.69	1:00.61	0:56.51	0:55.04	0:34.61 [4]	1:05.92 [4]	1:35.23 [4]	2:02.44 [3]	2:30.26 [1]	1:55.20	+23m	2:30.26	
		Daryl Douglas	Lead	Q3				199m	816m	812m	816m	491m	410m	406m	407m				410m
2	5	WHERE'S THE GOLD NZ	63.23	0:27.17	03.54	06.63	12.91	1:00.65	0:56.53	0:55.61	0:34.31 [2]	1:05.62 [2]	1:34.96 [2]	2:02.14 [2]	2:30.56 [2]	1:55.39	+26m	3.98m	
		Mark Pitt	Lead	Q3				198m	815m	812m	816m	492m	410m	406m	407m				411m
3	4	FLASH JIMMY	63.70	0:27.24	03.57	06.69	12.79	1:00.74	0:56.67	0:56.08	0:34.30 [1]	1:05.42 [1]	1:34.86 [1]	2:02.10 [1]	2:30.94 [3]	1:55.67	+6m	8.64m	
		James Herbertson	Lead	Q3				198m	808m	806m	809m	488m	406m	403m	404m				406m
4	7	HEZA SON OF AGUN	57.21	0:27.46	03.71	07.32	14.38	1:00.47	0:56.80	0:55.37	0:35.27 [7]	1:06.42 [7]	1:35.75 [7]	2:03.21 [8]	2:31.12 [4]	1:55.81	+8m	11.45m	
		Matthew Craven	Q3	Q3				198m	806m	806m	814m	486m	404m	402m	405m				410m
5	6	LIGHTNING DAN	58.16	0:27.15	03.79	07.17	14.16	1:00.39	0:56.37	0:55.64	0:35.41 [8]	1:06.59 [8]	1:35.81 [8]	2:02.96 [6]	2:31.45 [5]	1:56.07	+32m	15.92m	
		Cameron Hart	Lead	Q3				199m	816m	813m	820m	494m	411m	406m	407m				414m
6	2	MAJOR MAJOR	57.44	0:27.30	03.69	07.10	14.06	1:00.45	0:56.55	0:56.18	0:35.07 [6]	1:06.28 [6]	1:35.53 [6]	2:02.83 [4]	2:31.71 [6]	1:56.26	+21m	19.02m	
		Greg Sugars	Lead	Q3				199m	815m	811m	815m	490m	410m	406m	407m				409m
7	1	PESCI	59.54	0:27.67	03.63	06.91	13.61	1:00.71	0:57.04	0:56.87	0:34.78 [5]	1:06.13 [5]	1:35.49 [5]	2:03.17 [7]	2:32.37 [7]	1:56.77	+1m	28.00m	
		Tayla French	Lead	Q3				198m	806m	805m	808m	485m	404m	403m	403m				406m

Note: Timing is based on positional data

[ ] Indicates rank at the end of each section

-:--:- No data available for this section

N/A Information not available



HARNESS RACING VICTORIA

# Geelong VIC - M-CLASS

## Race 9: SOUTHERN CROSS FEEDS 3YO PACE - 2100m

03 December 2022 - 10:01PM




RANK	TAB	Horse/Driver	Top Speed (Km/h)	Fastest Section	First 50m	First 100m	First 200m	First Half	Middle Half	Last Half	Lead Time	1st Quarter	2nd Quarter	3rd Quarter	4th Quarter	Last Mile	Mile Rate	Distance Travelled	Gross Time/Margin
					03.54	06.63	12.79	1:34.86	2:02.10	2:30.26	0:34.30	1:05.50 (0:31.20)	1:00.70 (0:29.50)	0:56.80 (0:27.30)	0:55.30 (0:28.00)				
8	3	SUNSTAR	62.92	0:27.66	03.54	06.70	12.93	1:00.75	0:57.06	0:57.27	0:34.43 [3]	1:05.79 [3]	1:35.18 [3]	2:02.85 [5]	2:32.45 [8]	1:58.02	1:56.83	0m	29.05m
		Lance Justice	Lead	Q3			198m	808m	803m	806m	484m	406m	403m	401m	406m				

Note: Timing is based on positional data

[ ] Indicates rank at the end of each section

-:--:-- No data available for this section

N/A Information not available



HARNESS RACING VICTORIA

# Geelong VIC - M-CLASS

Race 10: TAB PACE - 2100m

03 December 2022 - 10:28PM



RANK	TAB	Horse/Driver	Top Speed (Km/h)	Fastest Section	First 50m	First 100m	First 200m	First Half	Middle Half	Last Half	Lead Time	1st Quarter	2nd Quarter	3rd Quarter	4th Quarter	Last Mile	Mile Rate	Distance Travelled	Gross Time/Margin
					03.64	06.75	13.04	1:36.82	2:03.51	2:31.41	0:35.30	1:07.20 (0:31.90)	1:01.50 (0:29.60)	0:56.40 (0:26.80)	0:54.60 (0:27.80)				
1	5	<b>FIRE FOX NZ</b>	<b>63.12</b>	<b>0:26.69</b>	<b>03.64</b>	<b>06.75</b>	<b>13.04</b>	1:01.63	0:56.25	0:54.60	0:35.30 [1]	<b>1:07.26 [1]</b>	<b>1:36.82 [1]</b>	<b>2:03.51 [1]</b>	<b>2:31.41 [1]</b>	1:56.23	1:56.00	<b>+1m</b>	<b>2:31.41</b>
		Cameron Hart	Lead	Q3				197m	806m	805m	808m	485m	404m	403m	403m				
2	6	<b>FIDES</b>	<b>57.41</b>	<b>0:26.54</b>	<b>04.20</b>	<b>07.81</b>	<b>14.50</b>	1:01.04	0:55.53	0:54.11	0:36.42 [5]	<b>1:08.48 [5]</b>	<b>1:37.46 [5]</b>	<b>2:04.00 [4]</b>	<b>2:31.56 [2]</b>	1:55.15	1:56.16	<b>+13m</b>	<b>2.27m</b>
		Matthew Craven	Lead	Q3				198m	809m	810m	817m	486m	406m	404m	407m				
3	7	<b>IDYLLIC</b>	<b>57.22</b>	<b>0:26.51</b>	<b>04.17</b>	<b>07.66</b>	<b>14.62</b>	1:00.99	0:55.48	0:54.28	0:36.78 [6]	<b>1:08.81 [6]</b>	<b>1:37.77 [6]</b>	<b>2:04.28 [6]</b>	<b>2:32.06 [3]</b>	1:55.27	1:56.53	<b>+15m</b>	<b>8.69m</b>
		Chris Alford	Lead	Q3				198m	810m	810m	816m	488m	405m	406m	406m				
4	3	<b>PACIFICO DREAM</b>	<b>59.37</b>	<b>0:26.56</b>	<b>03.80</b>	<b>07.06</b>	<b>13.66</b>	1:01.37	0:55.86	0:54.95	0:35.82 [3]	<b>1:07.90 [3]</b>	<b>1:37.20 [3]</b>	<b>2:03.76 [2]</b>	<b>2:32.14 [4]</b>	1:56.32	1:56.59	<b>+12m</b>	<b>9.75m</b>
		Kate Gath	Lead	Q3				198m	810m	810m	814m	485m	405m	406m	405m				
5	4	<b>BERNIE WINKLE NZ</b>	<b>59.04</b>	<b>0:26.76</b>	<b>04.01</b>	<b>07.44</b>	<b>14.03</b>	1:01.25	0:55.95	0:54.85	0:36.13 [4]	<b>1:08.19 [4]</b>	<b>1:37.39 [4]</b>	<b>2:04.15 [5]</b>	<b>2:32.24 [5]</b>	1:56.11	1:56.67	<b>+2m</b>	<b>11.19m</b>
		Ellen Tormey	Lead	Q3				198m	808m	804m	807m	486m	406m	403m	402m				
6	2	<b>OZZIE BATTLER</b>	<b>61.49</b>	<b>0:26.78</b>	<b>03.77</b>	<b>06.94</b>	<b>13.39</b>	1:01.60	0:56.31	0:56.11	0:35.51 [2]	<b>1:07.56 [2]</b>	<b>1:37.11 [2]</b>	<b>2:03.89 [3]</b>	<b>2:33.22 [6]</b>	1:57.71	1:57.42	<b>0m</b>	<b>23.86m</b>
		Jack Laugher	Lead	Q3				198m	807m	805m	807m	485m	404m	403m	403m				

Scratched: LETSROCKLETSROLL (1)

Note: Timing is based on positional data

[ ] Indicates rank at the end of each section

-:--:- No data available for this section

N/A Information not available

# Geelong VIC - M-CLASS

## Race 11: GORDON ROTHACKER MEMORIAL CHAMPIONSHIP (2ND HEAT) - 2100m

03 December 2022 - 10:59PM



HARNESS RACING VICTORIA



RANK	TAB	Horse/ Driver	Top Speed (Km/h)	Fastest Section	First 50m	First 100m	First 200m	First Half	Middle Half	Last Half	Lead Time	1st Quarter	2nd Quarter	3rd Quarter	4th Quarter	Last Mile	Mile Rate	Distance Travelled	Gross Time/ Margin
					03.68	06.86	13.38	1:34.56	2:02.07	2:30.26	0:34.60	1:05.40 (0:30.80)	1:00.10 (0:29.30)	0:56.90 (0:27.60)	0:55.60 (0:28.00)				
1	1	<b>SERG BLANCO NZ</b>	<b>59.47</b>	<b>0:27.47</b>	<b>03.68</b>	<b>06.92</b>	<b>13.65</b>	0:59.93	0:56.70	0:55.40	0:34.93 [2]	<b>1:05.62 [2]</b>	<b>1:34.87 [3]</b>	<b>2:02.33 [3]</b>	<b>2:30.26 [1]</b>	1:55.33	1:55.10	<b>+2m</b>	<b>2:30.26</b>
		Ryan Duffy	Lead	Q3				201m	807m	804m	807m	489m	405m	402m	403m				
2	7	<b>SEW WHAT</b>	<b>55.09</b>	<b>0:27.39</b>	<b>03.98</b>	<b>07.69</b>	<b>14.84</b>	0:59.56	0:56.37	0:55.04	0:35.75 [7]	<b>1:06.35 [7]</b>	<b>1:35.33 [6]</b>	<b>2:02.72 [6]</b>	<b>2:30.36 [2]</b>	1:54.61	1:55.23	<b>+28m</b>	<b>1.40m</b>
		Jackie Barker	Q4	Q3				200m	<b>816m</b>	<b>812m</b>	<b>818m</b>	495m	410m	<b>406m</b>	407m				
3	4	<b>JILLIBY DYNAMITE</b>	<b>56.23</b>	<b>0:27.42</b>	<b>03.76</b>	<b>07.28</b>	<b>14.21</b>	0:59.61	0:56.42	0:55.42	0:35.43 [5]	<b>1:06.03 [5]</b>	<b>1:35.04 [4]</b>	<b>2:02.46 [4]</b>	<b>2:30.46 [3]</b>	1:55.02	1:55.30	<b>+28m</b>	<b>2.58m</b>
		Jason Lee	Lead	Q3				200m	816m	812m	818m	494m	410m	406m	406m				
4	8	<b>SHORTYS MATE NZ</b>	<b>59.55</b>	<b>0:27.49</b>	<b>03.96</b>	<b>07.21</b>	<b>13.91</b>	0:59.93	0:56.72	0:55.53	0:35.21 [4]	<b>1:05.91 [4]</b>	<b>1:35.15 [5]</b>	<b>2:02.63 [5]</b>	<b>2:30.67 [4]</b>	1:55.46	1:55.47	<b>+3m</b>	<b>5.49m</b>
		Abby Sanderson	Lead	Q3				201m	807m	804m	807m	489m	406m	403m	403m				
5	3	<b>WOTDIDUSAAAY</b>	<b>58.08</b>	<b>0:27.44</b>	<b>03.69</b>	<b>07.05</b>	<b>13.87</b>	0:59.63	0:56.50	0:55.98	0:35.13 [3]	<b>1:05.71 [3]</b>	<b>1:34.77 [2]</b>	<b>2:02.21 [2]</b>	<b>2:30.75 [5]</b>	1:55.61	1:55.52	<b>+22m</b>	<b>6.40m</b>
		Codi Rauchenberger	Lead	Q3				200m	814m	811m	815m	494m	<b>409m</b>	407m	405m				
6	2	<b>STRAVINSKY</b>	<b>60.38</b>	<b>0:27.51</b>	<b>03.66</b>	<b>06.86</b>	<b>13.38</b>	0:59.92	0:56.74	0:56.24	0:34.60 [1]	<b>1:05.33 [1]</b>	<b>1:34.56 [1]</b>	<b>2:02.07 [1]</b>	<b>2:30.81 [6]</b>	1:56.17	1:55.56	<b>+1m</b>	<b>7.11m</b>
		Mark Pitt	Lead	Q3				199m	807m	803m	807m	488m	405m	402m	402m				
7	6	<b>SANDAY</b>	<b>55.22</b>	<b>0:27.26</b>	<b>04.08</b>	<b>07.82</b>	<b>14.89</b>	0:59.82	0:56.41	0:55.20	0:35.90 [8]	<b>1:06.57 [8]</b>	<b>1:35.73 [8]</b>	<b>2:02.98 [8]</b>	<b>2:30.92 [7]</b>	1:55.01	1:55.66	<b>+9m</b>	<b>8.92m</b>
		Jordan Leedham	Q3	Q3				201m	807m	806m	813m	490m	404m	403m	<b>404m</b>				

Note: Timing is based on positional data

[ ] Indicates rank at the end of each section

-:--:- No data available for this section

N/A Information not available



HARNESS RACING VICTORIA

# Geelong VIC - M-CLASS

Race 11: GORDON ROTHACKER MEMORIAL CHAMPIONSHIP (2ND HEAT) - 2100m

03 December 2022 - 10:59PM



RANK	TAB	Horse/Driver	Top Speed (Km/h)	Fastest Section	First 50m	First 100m	First 200m	First Half	Middle Half	Last Half	Lead Time	1st Quarter	2nd Quarter	3rd Quarter	4th Quarter	Last Mile	Mile Rate	Distance Travelled	Gross Time/Margin
					03.68	06.86	13.38	1:34.56	2:02.07	2:30.26	0:34.60	1:05.40 (0:30.80)	1:00.10 (0:29.30)	0:56.90 (0:27.60)	0:55.60 (0:28.00)				
8	5	MAGIC MIKE NZ	55.56	0:27.49	04.05	07.64	14.57	0:59.81	0:56.67	0:55.61	0:35.62 [6]	1:06.25 [6]	1:35.43 [7]	2:02.92 [7]	2:31.04 [8]	1:55.42	1:55.75	+1m	10.54m
		Jack Laugher	Lead	Q3			199m	806m	804m	807m		488m	404m	402m	402m				

Note: Timing is based on positional data

[ ] Indicates rank at the end of each section

-:--:-- No data available for this section

N/A Information not available