

HARNESS RACING VICTORIA

Cranbourne VIC - C-CLASS

Race 1: HYGAIN PACE (1ST HEAT) - 2080m

15 May 2022 - 4:52PM




RANK	TAB	Horse/ Driver	Top Speed (Km/h)	Fastest Section	First 50m	First 100m	First 200m	First Half	Middle Half	Last Half	Lead Time	1st Quarter	2nd Quarter	3rd Quarter	4th Quarter	Last Mile	Mile Rate	Distance Travelled	Gross Time/ Margin
					03.28	06.56	13.31	1:33.76	2:02.70	2:32.55	0:33.22	1:04.12 (0:30.90)	1:33.76 (0:29.64)	2:02.70 (0:28.94)	2:32.55 (0:29.85)				
1	10	IMPERIALS REASON	55.36	0:28.86	04.07	07.61	14.74	0:59.47	0:58.61	0:58.53	0:34.54 [9]	1:04.26 [2]	1:34.01 [2]	2:02.88 [2]	2:32.55 [1]	1:58.01	1:58.13	+25m	2:32.55
		Ryan Sanderson	Lead	Q3			202m	813m	809m	815m	473m	412m	402m	408m	407m				
2	12	NO WIN NO WORRIES	55.40	0:27.90	03.89	07.45	14.45	1:00.81	0:57.51	0:57.56	0:34.74 [10]	1:05.95 [11]	1:35.56 [11]	2:03.46 [7]	2:33.13 [2]	1:58.38	1:58.59	+31m	7.71m
		Greg Sugars	Lead	Q3			201m	812m	813m	823m	471m	411m	403m	411m	413m				
3	1	MEA CULPA	57.65	0:28.94	03.46	06.85	13.68	1:00.42	0:58.50	0:59.06	0:33.69 [2]	1:04.56 [3]	1:34.11 [3]	2:03.06 [3]	2:33.18 [3]	1:59.49	1:58.59	0m	8.17m
		Chris Alford	Lead	Q3			199m	803m	800m	808m	464m	405m	398m	403m	406m				
4	5	SPEEDIE EADIE	60.15	0:28.93	03.42	06.61	13.31	1:00.54	0:58.57	0:59.49	0:33.22 [1]	1:04.12 [1]	1:33.76 [1]	2:02.70 [1]	2:33.26 [4]	2:00.04	1:58.67	0m	9.33m
		James Herbertson	Lead	Q3			200m	802m	800m	808m	463m	406m	397m	404m	405m				
5	8	SPORTS WRACK	57.36	0:29.01	03.73	07.11	14.01	1:00.35	0:58.51	0:58.96	0:34.01 [5]	1:04.86 [5]	1:34.37 [4]	2:03.37 [6]	2:33.33 [5]	1:59.31	1:58.67	+3m	9.82m
		John Justice	Lead	Q3			201m	803m	802m	810m	466m	406m	398m	405m	406m				
6	6	LOLA MONTEZ	55.35	0:28.89	03.64	07.21	14.40	1:00.35	0:58.44	0:58.69	0:34.38 [7]	1:05.18 [7]	1:34.74 [7]	2:03.62 [8]	2:33.42 [6]	1:59.04	1:58.83	+7m	11.49m
		Charlene Gusman	Lead	Q3			201m	803m	801m	813m	465m	407m	397m	405m	409m				
7	4	LALIBELA NZ	58.05	0:28.46	03.46	06.82	13.65	1:00.82	0:58.15	0:58.94	0:33.85 [4]	1:04.99 [6]	1:34.68 [6]	2:03.14 [4]	2:33.62 [8]	1:59.76	1:58.98	+25m	13.41m
		Brad Chisholm	Lead	Q3			200m	811m	808m	820m	469m	412m	400m	409m	412m				

Note: Timing is based on positional data

[] Indicates rank at the end of each section

-:--:- No data available for this section

N/A Information not available



HARNESS RACING VICTORIA

Cranbourne VIC - C-CLASS

Race 1: HYGAIN PACE (1ST HEAT) - 2080m

15 May 2022 - 4:52PM



RANK	TAB	Horse/Driver	Top Speed (Km/h)	Fastest Section	First 50m	First 100m	First 200m	First Half	Middle Half	Last Half	Lead Time	1st Quarter	2nd Quarter	3rd Quarter	4th Quarter	Last Mile	Mile Rate	Distance Travelled	Gross Time/Margin
					03.28	06.56	13.31	1:33.76	2:02.70	2:32.55	0:33.22	1:04.12 (0:30.90)	1:33.76 (0:29.64)	2:02.70 (0:28.94)	2:32.55 (0:29.85)				
8	9	PLAYA BLANCA	57.56	0:29.00	03.77	07.12	14.07	1:00.82	0:58.70	0:58.26	0:34.46 [8]	1:05.59 [10]	1:35.28 [10]	2:04.28 [10]	2:33.55 [7]	1:59.08	1:58.90	+27m	13.68m
		Nathan Rothwell	Lead	Q3			202m	812m	811m	821m	472m	412m	401m	411m	411m				
9	11	ROMANY BROWN	53.43	0:28.86	04.10	07.77	15.15	1:00.11	0:58.43	0:58.91	0:35.00 [11]	1:05.54 [9]	1:35.11 [9]	2:03.97 [9]	2:34.02 [10]	1:59.02	1:59.28	0m	19.18m
		Connor Ronan	Lead	Q3			200m	803m	800m	808m	466m	406m	397m	403m	406m				
10	7	CARUSO STAR	59.49	0:28.90	03.28	06.56	13.41	1:00.62	0:58.66	0:59.63	0:33.75 [3]	1:04.62 [4]	1:34.38 [5]	2:03.28 [5]	2:34.01 [9]	2:00.25	1:59.21	+27m	19.30m
		Darby McGuigan	Lead	Q3			198m	811m	807m	815m	473m	411m	401m	408m	408m				
11	13	IM EUGENE	53.73	0:28.72	04.48	08.11	15.56	1:00.28	0:58.04	0:58.89	0:35.44 [12]	1:06.41 [12]	1:35.73 [12]	2:04.46 [12]	2:34.62 [11]	1:59.18	1:59.76	+11m	27.41m
		Ken Tippet	Lead	Q3			201m	808m	801m	810m	469m	411m	397m	405m	406m				
12	3	HOLD BACK THE RIVER NZ	57.30	0:29.33	03.51	06.88	13.84	1:00.83	0:59.03	1:02.93	0:34.16 [6]	1:05.28 [8]	1:34.99 [8]	2:04.32 [11]	2:37.92 [12]	2:03.75	2:02.23	+21m	70.97m
		Damon Watson	Lead	Q3			200m	813m	809m	814m	468m	412m	402m	408m	407m				

Scratched: SAYITAINTSO JOE (2)

Note: Timing is based on positional data

[] Indicates rank at the end of each section


-:--:- No data available for this section

N/A Information not available

Cranbourne VIC - C-CLASS

Race 2: DOWNBYTHESEASIDE STANDING @ WOODLANDS STUD PACE - 2080m

15 May 2022 - 5:30PM



HARNESS RACING VICTORIA



RANK	TAB	Horse/ Driver	Top Speed (Km/h)	Fastest Section	First 50m 04.05	First 100m 07.21	First 200m 13.95	First Half 1:37.18	Middle Half 2:05.95	Last Half 2:33.95	Lead Time 0:34.91	1st Quarter	2nd Quarter	3rd Quarter	4th Quarter	Last Mile	Mile Rate	Distance Travelled	Gross Time/ Margin
												1:06.96 (0:32.06)	1:37.18 (0:30.22)	2:05.95 (0:28.77)	2:33.95 (0:27.100)				
1	4	LA CAPTAIN	60.90	0:27.99	04.03	07.21	13.95	1:02.28	0:58.99	0:56.77	0:34.90 [1]	1:06.96 [1]	1:37.18 [1]	2:05.95 [1]	2:33.95 [1]	1:59.04	1:59.22	+1m	2:33.95
		Greg Sugars	Lead	Q4			200m	803m	803m	810m	467m	406m	399m	406m	406m				
2	5	HELLUVA NZ	54.80	0:27.75	04.46	08.04	15.16	1:02.02	0:58.89	0:56.50	0:35.74 [5]	1:07.63 [4]	1:37.76 [4]	2:06.52 [4]	2:34.27 [2]	1:58.53	1:59.45	+22m	4.28m
		John Justice	Lead	Q4			201m	811m	810m	819m	472m	411m	401m	410m	410m				
3	6	MISTER MACEDON	53.69	0:28.48	04.54	08.21	15.59	1:01.100	0:58.84	0:57.18	0:36.10 [7]	1:07.94 [6]	1:38.10 [6]	2:06.79 [6]	2:35.27 [3]	1:59.17	2:00.22	+26m	17.82m
		Brad Chisholm	Q4	Q4			202m	812m	811m	822m	473m	410m	402m	410m	414m				
4	7	THE CHANCER	54.12	0:28.33	04.36	08.19	15.88	1:01.95	0:58.79	0:56.96	0:36.48 [8]	1:08.31 [8]	1:38.44 [7]	2:07.09 [7]	2:35.41 [4]	1:58.93	2:00.30	+26m	19.63m
		Chris Alford	Q4	Q4			201m	814m	811m	821m	473m	412m	402m	410m	412m				
5	2	MALIBU JACK	55.91	0:28.77	04.16	07.63	14.67	1:02.31	0:58.95	0:57.62	0:35.64 [4]	1:07.77 [5]	1:37.95 [5]	2:06.73 [5]	2:35.57 [5]	1:59.93	2:00.46	+7m	22.13m
		Ryan Sanderson	Lead	Q3			199m	804m	804m	816m	467m	405m	399m	406m	411m				
6	3	BYALLA BOY	57.70	0:28.89	04.05	07.40	14.41	1:02.07	0:59.09	0:59.01	0:35.40 [3]	1:07.28 [2]	1:37.47 [2]	2:06.37 [2]	2:36.48 [6]	2:01.08	2:01.15	+20m	33.90m
		Darby McGuigan	Lead	Q3			200m	810m	809m	816m	473m	409m	402m	408m	409m				
7	1	BELLASTEEL	57.82	0:28.94	04.11	07.50	14.37	1:02.24	0:59.07	1:00.62	0:35.32 [2]	1:07.45 [3]	1:37.56 [3]	2:06.51 [3]	2:38.19 [7]	2:02.86	2:02.47	0m	57.05m
		Ken Tippet	Lead	Q3			199m	803m	804m	810m	466m	405m	398m	406m	404m				

Note: Timing is based on positional data

[] Indicates rank at the end of each section

-:--:- No data available for this section

N/A Information not available

Cranbourne VIC - C-CLASS

Race 2: DOWNBYTHESEASIDE STANDING @ WOODLANDS STUD PACE - 2080m

15 May 2022 - 5:30PM



HARNESS RACING VICTORIA



RANK	TAB	Horse/ Driver	Top Speed (Km/h)	Fastest Section	First 50m	First 100m	First 200m	First Half	Middle Half	Last Half	Lead Time	1st Quarter	2nd Quarter	3rd Quarter	4th Quarter	Last Mile	Mile Rate	Distance Travelled	Gross Time/ Margin
					04.05	07.21	13.95	1:37.18	2:05.95	2:33.95	0:34.91	1:06.96 (0:32.06)	1:37.18 (0:30.22)	2:05.95 (0:28.77)	2:33.95 (0:27.100)				
8	8	WATTLEBANK FLYER NZ	56.51	0:30.40	04.60	08.03	15.02	1:02.50	1:01.54	1:07.36	0:36.01 [6]	1:08.13 [7]	1:38.52 [8]	2:09.67 [8]	2:45.89 [8]	2:09.87	2:08.43	+1m	159.90m
		Graeme McIntosh	Lead	Q2			201m	804m	803m	808m		469m	406m	399m	404m				

Note: Timing is based on positional data

[] Indicates rank at the end of each section

-:--:-- No data available for this section

N/A Information not available



HARNESS RACING VICTORIA

Cranbourne VIC - C-CLASS

Race 3: GIRLS NIGHT OUT - SATURDAY 9 JULY PACE - 1609m

15 May 2022 - 6:07PM




RANK	TAB	Horse/ Driver	Top Speed (Km/h)	Fastest Section	First 50m	First 100m	First 200m	First Half	Middle Half	Last Half	1st Quarter	2nd Quarter	3rd Quarter	4th Quarter	Last Mile	Mile Rate	Distance Travelled	Gross Time/ Margin
					03.35	06.56	13.15	0:57.95	1:29.21	1:58.45	0:28.05	0:57.95 (0:29.90)	1:29.21 (0:31.26)	1:58.45 (0:29.24)				
1	4	BETTOR ROLL ON	59.25	0:28.80	03.48	06.73	13.77	0:58.01	1:00.60	1:00.43	0:28.81 [5]	0:58.02 [2]	1:29.41 [2]	1:58.45 [1]	1:58.44	1:58.56	+20m	1:58.45
		Greg Sugars	Q1	Q1				201m	812m	811m	816m	410m	403m	409m				
2	8	MODERN BLISS	56.74	0:28.52	04.02	07.47	14.46	0:58.66	1:00.79	0:59.85	0:29.17 [7]	0:58.66 [6]	1:29.97 [5]	1:58.50 [2]	1:58.50	1:58.66	+1m	0:51m
		Shannon O'Sullivan	Q1	Q4				202m	801m	803m	809m	403m	399m	405m				
3	5	HIGHCLERE	57.72	0:28.68	03.75	07.18	13.87	0:58.24	1:00.84	1:00.31	0:28.69 [3]	0:58.25 [3]	1:29.52 [3]	1:58.56 [3]	1:58.55	1:58.66	0m	1:37m
		Lisa Miles	Q1	Q1				201m	800m	802m	809m	402m	399m	404m				
4	1	MY SUPERANNUATION	60.13	0:28.04	03.49	06.70	13.15	0:57.94	1:01.16	1:00.65	0:28.05 [1]	0:57.95 [1]	1:29.21 [1]	1:58.60 [4]	1:58.60	1:58.76	+1m	1:65m
		Ryan Sanderson	Q1	Q1				201m	801m	802m	809m	403m	399m	404m				
5	3	DANCING WITH FLO	58.58	0:28.34	03.52	06.86	13.54	0:58.28	1:01.32	1:01.36	0:28.34 [2]	0:58.28 [4]	1:29.67 [4]	1:59.64 [5]	1:59.63	1:59.76	+9m	15:73m
		Chris Alford	Q1	Q1				201m	802m	809m	815m	402m	401m	409m				
6	6	LEXUS ON THE BEACH	55.62	0:29.47	03.70	07.23	14.42	0:59.01	1:00.85	1:00.89	0:29.54 [8]	0:59.01 [8]	1:30.40 [7]	1:59.91 [6]	1:59.90	2:00.06	+4m	19:34m
		Nathan Rothwell	Q1	Q2				199m	802m	803m	810m	405m	398m	406m				
7	7	GOBSMACKED	56.75	0:29.09	03.63	07.12	13.93	0:58.90	1:01.49	1:01.01	0:29.09 [6]	0:58.91 [7]	1:30.59 [8]	1:59.91 [7]	1:59.91	2:00.06	+19m	19:71m
		Declan Murphy	Q1	Q1				201m	806m	811m	820m	405m	402m	410m				

Note: Timing is based on positional data

[] Indicates rank at the end of each section

-:--:-- No data available for this section

N/A Information not available



HARNESS RACING VICTORIA

Cranbourne VIC - C-CLASS

Race 3: GIRLS NIGHT OUT - SATURDAY 9 JULY PACE - 1609m

15 May 2022 - 6:07PM




RANK	TAB	Horse/Driver	Top Speed (Km/h)	Fastest Section	First 50m	First 100m	First 200m	First Half	Middle Half	Last Half	1st Quarter	2nd Quarter	3rd Quarter	4th Quarter	Last Mile	Mile Rate	Distance Travelled	Gross Time/Margin
8	2	BLOOD MOON	60.34	0:28.78														
		Darby McGuigan	Q1	Q1	03.35	06.56	13.40	0:58.63	1:01.48	1:02.39	0:28.78 [4] (0:28.78)	0:58.63 [5] (0:29.85)	1:30.27 [6] (0:31.63)	2:01.03 [8] (0:30.77)	2:01.03	2:01.16	+16m	34.02m
						200m	807m	811m	816m		406m	402m	410m	408m	1623m			

Note: Timing is based on positional data

[] Indicates rank at the end of each section

-:--:-- No data available for this section

N/A Information not available



HARNESS RACING VICTORIA

Cranbourne VIC - C-CLASS

Race 4: BLUE HILLS RISE PACE - 1609m

15 May 2022 - 6:30PM



RANK	TAB	Horse/ Driver	Top Speed (Km/h)	Fastest Section	First 50m	First 100m	First 200m	First Half	Middle Half	Last Half	1st Quarter	2nd Quarter	3rd Quarter	4th Quarter	Last Mile	Mile Rate	Distance Travelled	Gross Time/ Margin
					03.44	06.79	13.63	0:59.36	1:29.49	1:59.07	0:28.50	0:59.36 (0:30.85)	1:29.49 (0:30.13)	1:59.07 (0:29.57)				
1	1	REALLY CAMPBELL	58.11	0:28.98	03.46	06.83	13.68	0:59.98	1:01.01	0:59.08	0:28.99 [3]	0:59.99 [4]	1:29.100 [5]	1:59.07 [1]	1:59.06	1:59.19	+2m	1:59.07
		Justin Campbell	Q1	Q1			200m	801m	805m	810m	401m	401m	405m	406m				
2	5	BLAZIN HEAVEN NZ	54.84	0:28.92	03.64	07.45	14.92	1:00.45	1:00.34	0:58.66	0:29.84 [8]	1:00.45 [7]	1:30.19 [6]	1:59.10 [2]	1:59.10	1:59.19	+20m	0.17m
		Scott Ewen	Q1	Q4			202m	809m	813m	820m	407m	403m	410m	411m				
3	2	OUR CHEEKY DEVIL	58.47	0:28.60	03.46	06.79	13.60	0:59.65	1:01.17	0:59.44	0:28.61 [2]	0:59.66 [2]	1:29.78 [3]	1:59.11 [3]	1:59.10	1:59.28	+2m	0.36m
		Greg Sugars	Q1	Q1			201m	802m	805m	809m	404m	399m	407m	404m				
4	3	IM THE MIGHTYGRAMPS	58.36	0:28.50	03.44	06.79	13.63	0:59.35	1:00.98	0:59.98	0:28.50 [1]	0:59.36 [1]	1:29.49 [1]	1:59.33 [4]	1:59.33	1:59.49	+9m	3.33m
		Rita Burnett	Q1	Q1			201m	808m	806m	809m	409m	401m	407m	404m				
5	9	DEFT TOUCH	57.93	0:29.10	03.79	07.16	14.21	1:00.28	1:00.92	0:59.12	0:29.38 [5]	1:00.28 [6]	1:30.30 [7]	1:59.41 [5]	1:59.41	1:59.49	+2m	4.16m
		Glenn Hunter	Q1	Q4			202m	803m	804m	809m	404m	400m	404m	406m				
6	6	FEEL THE BUZZ	53.59	0:29.01	03.81	07.60	15.22	1:00.73	1:00.33	0:58.72	0:30.09 [9]	1:00.73 [9]	1:30.42 [8]	1:59.44 [6]	1:59.44	1:59.59	+13m	4.57m
		Matthew Ablett	Q1	Q4			201m	804m	809m	818m	404m	401m	409m	410m				
7	10	SPORTS BOUNTY	56.39	0:29.38	03.85	07.41	14.27	1:00.10	1:00.47	0:59.46	0:29.38 [5]	1:00.10 [5]	1:29.86 [4]	1:59.55 [7]	1:59.55	1:59.69	+18m	6.26m
		Chris Watson	Q1	Q1			203m	811m	812m	818m	408m	404m	408m	411m				

Note: Timing is based on positional data

[] Indicates rank at the end of each section

-:--:- No data available for this section

N/A Information not available



HARNESS RACING VICTORIA

Cranbourne VIC - C-CLASS

Race 4: BLUE HILLS RISE PACE - 1609m

15 May 2022 - 6:30PM



RANK	TAB	Horse/Driver	Top Speed (Km/h)	Fastest Section	First 50m	First 100m	First 200m	First Half	Middle Half	Last Half	1st Quarter	2nd Quarter	3rd Quarter	4th Quarter	Last Mile	Mile Rate	Distance Travelled	Gross Time/Margin
8	4	PADDY MACH	54.34	0:29.16	03.76	07.46	14.68	1:00.64	1:00.86	0:59.18	0:29.80 [7]	1:00.64 [8]	1:30.66 [9]	1:59.82 [8]	1:59.82	1:59.99	+3m	9.63m
		Robert Walters	Q1	Q4				202m	802m	804m	811m	404m	399m	405m				
9	8	JAY BEE	59.26	0:29.12	03.74	07.06	13.98	0:59.85	1:00.49	1:00.37	0:29.12 [4]	0:59.85 [3]	1:29.61 [2]	2:00.23 [9]	2:00.22	2:00.39	+15m	14.95m
		Brad Chisholm	Q1	Q1				203m	809m	813m	817m	406m	404m	410m				


Scratched: TRENT FROM PUNCHY NZ (7), GOOD FEELINGS (11)

Note: Timing is based on positional data

[] Indicates rank at the end of each section

-:--:-- No data available for this section

N/A Information not available



HARNESS RACING VICTORIA

Cranbourne VIC - C-CLASS

Race 5: MARK GURRY & ASSOCIATES PACE - 1609m

15 May 2022 - 6:59PM




RANK	TAB	Horse/ Driver	Top Speed (Km/h)	Fastest Section	First 50m	First 100m	First 200m	First Half	Middle Half	Last Half	1st Quarter	2nd Quarter	3rd Quarter	4th Quarter	Last Mile	Mile Rate	Distance Travelled	Gross Time/ Margin
					03.31	06.46	13.06	0:58.86	1:27.71	1:57.82	0:28.53	0:58.86 (0:30.33)	1:27.71 (0:28.85)	1:57.82 (0:30.12)				
1	1	JUSLIKEROYALTY	58.98	0:28.87	03.46	06.72	13.45	0:59.57	0:59.40	0:58.23	0:29.07 [4]	0:59.59 [4]	1:28.46 [3]	1:57.82 [1]	1:57.81	1:57.99	+3m	1:57.82
		Greg Sugars	Q1	Q3				202m	801m	804m	811m	402m	400m	406m				
2	3	GROOM	59.23	0:28.53	03.31	06.59	13.26	0:58.86	0:59.18	0:59.15	0:28.53 [1]	0:58.86 [1]	1:27.71 [1]	1:58.01 [3]	1:58.01	1:58.19	+12m	2.23m
		Ryan Sanderson	Q1	Q1				201m	808m	803m	811m	409m	399m	405m				
3	5	CLASSY COUNTESS	61.53	0:28.72	03.33	06.46	13.06	0:59.31	0:59.40	0:58.69	0:28.73 [2]	0:59.32 [2]	1:28.12 [2]	1:58.01 [2]	1:57.100	1:58.19	+2m	2.33m
		Scott Ewen	Q1	Q1				201m	800m	804m	810m	401m	400m	405m				
4	9	TOP PLAY NZ	57.35	0:28.73	03.83	07.22	14.15	1:00.31	0:59.35	0:58.39	0:29.70 [7]	1:00.31 [8]	1:29.04 [7]	1:58.70 [4]	1:58.69	1:58.79	0m	11.64m
		James Herbertson	Q1	Q3				201m	800m	803m	809m	402m	399m	405m				
5	8	GIGIS GRINNER	58.39	0:28.81	03.79	07.09	13.82	0:59.93	0:59.36	0:59.03	0:29.37 [6]	0:59.93 [6]	1:28.74 [4]	1:58.96 [5]	1:58.95	1:59.09	+1m	15.03m
		Monique Burnett	Q1	Q3				201m	800m	803m	809m	402m	399m	405m				
6	11	KARALTA COURAGE	56.17	0:28.44	03.96	07.44	14.59	1:00.86	0:58.68	0:58.38	0:30.63 [10]	1:00.86 [10]	1:29.30 [10]	1:59.24 [6]	1:59.24	1:59.39	+13m	18.91m
		Jack Laugher	Q1	Q3				202m	810m	808m	811m	409m	402m	407m				
7	7	WHITE STAR VILLAGE	56.64	0:28.74	03.61	07.06	14.26	1:00.04	0:59.06	0:59.83	0:29.71 [8]	1:00.04 [7]	1:28.78 [6]	1:59.87 [7]	1:59.87	1:59.99	+21m	27.30m
		Kevin Jnr Weidenbach	Q1	Q3				201m	810m	813m	820m	407m	403m	411m				

Note: Timing is based on positional data

[] Indicates rank at the end of each section

-:--:- No data available for this section

N/A Information not available



HARNESS RACING VICTORIA

Cranbourne VIC - C-CLASS

Race 5: MARK GURRY & ASSOCIATES PACE - 1609m

15 May 2022 - 6:59PM



RANK	TAB	Horse/Driver	Top Speed (Km/h)	Fastest Section	First 50m	First 100m	First 200m	First Half	Middle Half	Last Half	1st Quarter	2nd Quarter	3rd Quarter	4th Quarter	Last Mile	Mile Rate	Distance Travelled	Gross Time/Margin
					03.31	06.46	13.06	0:58.86	1:27.71	1:57.82	0:28.53	0:58.86 (0:30.33)	1:27.71 (0:28.85)	1:57.82 (0:30.12)				
8	10	AIMFORTHESTARZZZ	56.20	0:28.72	03.93	07.43	14.50	1:00.47	0:58.96	0:59.86	0:30.24 [9]	1:00.47 [9]	1:29.20 [9]	2:00.34 [8]	2:00.34	2:00.49	+24m	33.47m
		Ken Tippett	Q1	Q3			201m	808m	814m	825m	405m	404m	411m	415m				
9	4	MAJOR COMMENT	57.36	0:29.28	03.46	06.89	13.85	0:59.74	0:59.82	1:00.67	0:29.28 [5]	0:59.74 [5]	1:29.10 [8]	2:00.42 [9]	2:00.41	2:00.59	+21m	34.52m
		Rita Burnett	Q1	Q1			201m	809m	812m	821m	407m	403m	410m	412m				
10	2	JUSTROLLINGAROUND	58.54	0:28.91	03.45	06.75	13.50	0:59.40	0:59.86	1:02.27	0:28.92 [3]	0:59.40 [3]	1:28.78 [5]	2:01.68 [10]	2:01.67	2:01.79	+16m	51.40m
		Damon Watson	Q1	Q1			201m	809m	812m	816m	407m	403m	409m	407m				

Scratched: GOOD FEELINGS (6)

Note: Timing is based on positional data

[] Indicates rank at the end of each section

-:--:-- No data available for this section

N/A Information not available



HARNESS RACING VICTORIA

Cranbourne VIC - C-CLASS

Race 6: DECRON MAIDEN PACE - 2080m

15 May 2022 - 7:34PM




RANK	TAB	Horse/ Driver	Top Speed (Km/h)	Fastest Section	First	First	First	First	Middle	Last	Lead	1st	2nd	3rd	4th	Last Mile	Mile Rate	Distance Travelled	Gross Time/ Margin
					50m	100m	200m	Half	Half	Half	Time	Quarter	Quarter	Quarter	Quarter				
1	12	BIGGERBETTERBEST	54.30	0:28.53	04.74	08.39	16.03	1:00.92	0:58.41	1:01.78	0:37.56 [10]	1:09.96 [10]	1:38.49 [2]	2:08.37 [1]	2:40.27 [1]	2:02.69	2:04.06	+36m	2:40.27
		Ken Tippett	Lead	Q2			201m	820m	818m	819m	478m	414m	407m	412m	409m				
2	8	ROCKNROLL UPTON	55.75	0:29.90	04.48	08.03	15.01	1:03.38	1:00.21	1:01.15	0:35.75 [4]	1:08.82 [4]	1:39.13 [6]	2:09.03 [5]	2:40.28 [2]	2:04.53	2:04.06	+3m	0.28m
		Michael Cole	Lead	Q3			201m	805m	805m	810m	470m	406m	400m	406m	405m				
3	1	GO ACCUSED	56.08	0:29.90	04.23	07.76	14.49	1:03.36	1:00.21	1:01.59	0:35.45 [2]	1:08.52 [2]	1:38.82 [4]	2:08.73 [3]	2:40.42 [3]	2:04.96	2:04.22	+8m	2.15m
		Ian McMahon	Lead	Q3			202m	805m	806m	815m	470m	406m	400m	407m	409m				
4	11	FIVE STAR SHARK	56.43	0:29.65	04.74	08.23	15.31	1:03.04	0:59.83	1:01.40	0:36.41 [7]	1:09.28 [7]	1:39.46 [7]	2:09.10 [6]	2:40.85 [4]	2:04.43	2:04.53	+28m	7.94m
		Chris Alford	Lead	Q3			201m	817m	816m	819m	473m	413m	405m	412m	408m				
5	5	OUR SAMMY JAE	55.39	0:29.87	04.23	07.79	14.87	1:03.39	1:00.20	1:01.34	0:36.14 [6]	1:09.20 [6]	1:39.53 [8]	2:09.40 [7]	2:40.87 [5]	2:04.72	2:04.53	+6m	8.19m
		Matthew Ablett	Lead	Q3			202m	805m	805m	810m	474m	406m	400m	406m	404m				
6	2	BILUM	58.92	0:30.00	04.12	07.44	13.99	1:03.36	1:00.28	1:02.52	0:35.12 [1]	1:08.22 [1]	1:38.49 [1]	2:08.50 [2]	2:41.01 [6]	2:05.89	2:04.68	+3m	10.03m
		Jack Laugher	Lead	Q3			202m	807m	806m	810m	469m	407m	400m	406m	404m				
7	9	BINNO MAJOR	57.39	0:29.74	04.44	07.81	14.57	1:03.09	0:59.86	1:03.16	0:35.95 [5]	1:08.92 [5]	1:39.05 [5]	2:08.78 [4]	2:42.20 [8]	2:06.24	2:05.61	+26m	25.75m
		Olivia Weidenbach	Lead	Q3			202m	813m	813m	821m	475m	410m	403m	411m	411m				

Note: Timing is based on positional data

[] Indicates rank at the end of each section

-:--:- No data available for this section

N/A Information not available



HARNESS RACING VICTORIA

Cranbourne VIC - C-CLASS

Race 6: DECRON MAIDEN PACE - 2080m

15 May 2022 - 7:34PM



RANK	TAB	Horse/ Driver	Top Speed (Km/h)	Fastest Section	First 50m	First 100m	First 200m	First Half	Middle Half	Last Half	Lead Time	1st Quarter	2nd Quarter	3rd Quarter	4th Quarter	Last Mile	Mile Rate	Distance Travelled	Gross Time/ Margin
					04.05	07.33	13.99	1:38.49	2:08.37	2:40.27	0:35.13	1:08.22 (0:33.09)	1:38.49 (0:30.28)	2:08.37 (0:29.88)	2:40.27 (0:31.90)				
8	7	SWISS LIGHTNING	56.08	0:30.01	04.17	07.65	14.96	1:02.74	1:00.34	1:02.30	0:37.13 [9]	1:09.54 [8]	1:39.87 [9]	2:09.88 [9]	2:42.17 [7]	2:05.04	2:05.53	+15m	25.80m
		Daryl Douglas	Lead	Q3			202m	809m	809m	810m	479m	406m	403m	406m	404m				
9	6	SON OF ZODIAC	54.34	0:30.27	04.27	07.97	15.56	1:03.12	1:00.57	1:04.99	0:36.75 [8]	1:09.57 [9]	1:39.88 [10]	2:10.16 [10]	2:44.87 [9]	2:08.11	2:07.62	+25m	61.49m
		Monique Burnett	Lead	Q3			203m	817m	816m	814m	476m	412m	406m	411m	404m				
10	4	IMA BAD MOLLY	59.54	0:30.17	04.05	07.33	14.10	1:03.12	1:01.12	1:12.40	0:35.62 [3]	1:08.56 [3]	1:38.74 [3]	2:09.70 [8]	2:51.15 [10]	2:15.52	2:12.50	+25m	144.61m
		Kevin Jnr Weidenbach	Lead	Q2			201m	813m	812m	819m	474m	411m	403m	410m	409m				


Scratched: A LIL BETTOR (3), DARKIES LAST (10)

Note: Timing is based on positional data

[] Indicates rank at the end of each section

-:--:-- No data available for this section

N/A Information not available



HARNESS RACING VICTORIA

Cranbourne VIC - C-CLASS

Race 7: ALDEBARAN PARK TROT - 2080m

15 May 2022 - 8:09PM




RANK	TAB	Horse/ Driver	Top Speed (Km/h)	Fastest Section	First 50m	First 100m	First 200m	First Half	Middle Half	Last Half	Lead Time	1st Quarter	2nd Quarter	3rd Quarter	4th Quarter	Last Mile	Mile Rate	Distance Travelled	Gross Time/ Margin
					03.87	07.21	14.28	1:39.28	2:10.41	2:40.38	0:35.44	1:07.31 (0:31.87)	1:39.28 (0:31.97)	2:10.41 (0:31.13)	2:40.38 (0:29.97)				
1	8	MAESTRO	52.26	0:29.75	04.77	08.52	15.85	1:03.63	1:01.92	0:59.87	0:36.87 [8]	1:08.71 [8] (0:31.83)	1:40.51 [8] (0:31.80)	2:10.62 [3] (0:30.12)	2:40.38 [1] (0:29.75)	2:03.50	2:04.17	+28m	2:40.38
		Chris Alford	Lead	Q4			201m	813m	813m	820m	472m	411m	403m	411m	409m				
2	7	SOVEREIGN TIGER	54.62	0:29.60	04.05	07.67	15.36	1:03.67	1:01.91	0:59.65	0:37.22 [9]	1:09.05 [9] (0:31.83)	1:40.89 [9] (0:31.84)	2:10.96 [6] (0:30.06)	2:40.55 [2] (0:29.60)	2:03.33	2:04.32	+38m	2:39m
		Glenn Hunter	Lead	Q4			202m	814m	814m	820m	480m	411m	405m	410m	410m				
3	2	OUR SAFARI SUN	54.84	0:29.93	04.04	07.63	15.04	1:03.69	1:02.90	1:01.01	0:36.07 [4]	1:07.94 [4] (0:31.87)	1:39.76 [4] (0:31.82)	2:10.85 [5] (0:31.08)	2:40.77 [3] (0:29.93)	2:04.70	2:04.48	+23m	5:24m
		James Herbertson	Lead	Q4			200m	812m	811m	816m	470m	411m	402m	409m	408m				
4	9	THE SARGENT	53.74	0:30.15	04.52	08.16	15.54	1:03.72	1:03.01	1:01.26	0:36.22 [5]	1:08.06 [5] (0:31.83)	1:39.95 [5] (0:31.90)	2:11.06 [7] (0:31.11)	2:41.21 [4] (0:30.15)	2:04.99	2:04.79	+3m	11.05m
		Greg Sugars	Lead	Q4			201m	803m	803m	810m	467m	405m	398m	406m	405m				
5	5	SAVVY KYVALLEY	54.28	0:30.26	04.13	07.76	15.39	1:03.67	1:02.85	1:01.33	0:36.42 [6]	1:08.31 [6] (0:31.89)	1:40.09 [6] (0:31.78)	2:11.16 [8] (0:31.07)	2:41.43 [5] (0:30.26)	2:05.00	2:05.02	+27m	14.10m
		Brent Murphy	Lead	Q4			202m	813m	811m	817m	473m	411m	403m	409m	410m				
6	1	THE GIRLS GOTFLAIR	54.77	0:30.93	04.20	07.73	14.94	1:03.79	1:03.05	1:02.06	0:35.82 [3]	1:07.70 [3] (0:31.87)	1:39.61 [3] (0:31.92)	2:10.74 [4] (0:31.13)	2:41.68 [6] (0:30.93)	2:05.85	2:05.17	+3m	17.29m
		Jeremy Quinlan	Lead	Q4			201m	803m	803m	808m	468m	406m	398m	405m	404m				
7	6	PETITE LOVE NZ	54.45	0:30.48	04.05	07.69	15.50	1:03.48	1:02.98	1:01.55	0:36.79 [7]	1:08.38 [7] (0:31.57)	1:40.28 [7] (0:31.91)	2:11.35 [9] (0:31.07)	2:41.83 [7] (0:30.48)	2:05.04	2:05.33	+11m	19.61m
		Rodney Petroff	Lead	Q4			202m	803m	804m	810m	474m	404m	399m	405m	406m				

Note: Timing is based on positional data

[] Indicates rank at the end of each section

-:--:- No data available for this section

N/A Information not available



HARNESS RACING VICTORIA

Cranbourne VIC - C-CLASS

Race 7: ALDEBARAN PARK TROT - 2080m

15 May 2022 - 8:09PM




RANK	TAB	Horse/ Driver	Top Speed (Km/h)	Fastest Section	First 50m	First 100m	First 200m	First Half	Middle Half	Last Half	Lead Time	1st Quarter	2nd Quarter	3rd Quarter	4th Quarter	Last Mile	Mile Rate	Distance Travelled	Gross Time/ Margin
					03.87	07.21	14.28	1:39.28	2:10.41	2:40.38	0:35.44	1:07.31 (0:31.87)	1:39.28 (0:31.97)	2:10.41 (0:31.13)	2:40.38 (0:29.97)				
8	3	ONE MUSCLE HILL NZ	58.10	0:31.13	03.86	07.21	14.28	1:03.84	1:03.10	1:02.68	0:35.44 [1]	1:07.31 [1]	1:39.28 [1]	2:10.41 [1]	2:41.96 [8]	2:06.52	2:05.41	0m	20.81m
		Monique Burnett	Lead	Q3			202m	803m	802m	806m	467m	405m	399m	405m	403m				
9	4	HURRICANE ED	56.10	0:31.14	03.87	07.33	14.51	1:03.85	1:03.06	1:05.15	0:35.56 [2]	1:07.49 [2]	1:39.41 [2]	2:10.55 [2]	2:44.56 [9]	2:08.99	2:07.42	+22m	56.49m
		Darby McGuigan	Lead	Q3			202m	810m	811m	814m	474m	410m	401m	410m	405m				

Note: Timing is based on positional data

[] Indicates rank at the end of each section

-:--:- No data available for this section

N/A Information not available



HARNESS RACING VICTORIA

Cranbourne VIC - C-CLASS

Race 8: CRANBOURNE FENCING PACE - 2080m

15 May 2022 - 8:45PM




RANK	TAB	Horse/ Driver	Top Speed (Km/h)	Fastest Section	First 50m	First 100m	First 200m	First Half	Middle Half	Last Half	Lead Time	1st Quarter	2nd Quarter	3rd Quarter	4th Quarter	Last Mile	Mile Rate	Distance Travelled	Gross Time/ Margin
					03.83	07.18	13.86	1:37.79	2:08.41	2:39.62	0:34.04	1:06.63 (0:32.59)	1:37.79 (0:31.16)	2:08.41 (0:30.62)	2:39.62 (0:31.21)				
1	8	TOMMY BLIGH	57.96	0:30.51	04.22	07.55	14.28	1:03.73	1:01.82	1:01.20	0:34.68 [4]	1:07.31 [5]	1:38.41 [5]	2:09.12 [5]	2:39.62 [1]	2:04.94	2:03.60	0m	2:39.62
		Nathan Rothwell	Lead	Q4			202m	802m	803m	808m	469m	404m	399m	405m	404m				
2	4	CROMPTON BAY	57.51	0:30.49	03.88	07.26	14.17	1:03.43	1:01.57	1:01.77	0:34.49 [3]	1:06.83 [2]	1:37.92 [2]	2:08.41 [1]	2:39.69 [2]	2:05.19	2:03.60	+26m	0.81m
		Chris Alford	Lead	Q3			202m	811m	811m	816m	478m	409m	403m	409m	408m				
3	9	MISTER FINNIGAN	56.04	0:30.67	04.41	07.88	14.75	1:03.68	1:01.77	1:01.37	0:35.01 [6]	1:07.64 [7]	1:38.70 [7]	2:09.40 [7]	2:40.07 [3]	2:05.06	2:03.91	0m	6.21m
		Monique Burnett	Lead	Q4			201m	803m	804m	809m	469m	405m	399m	405m	404m				
4	7	GEE HEE ROCKS	58.37	0:30.69	03.85	07.21	13.86	1:03.75	1:01.85	1:02.42	0:34.03 [1]	1:06.63 [1]	1:37.79 [1]	2:08.47 [2]	2:40.20 [4]	2:06.17	2:04.07	+2m	7.59m
		Greg Sugars	Lead	Q3			202m	803m	803m	808m	471m	404m	399m	405m	404m				
5	3	FAMOUS THREE	55.44	0:30.61	04.01	07.52	14.79	1:03.27	1:01.62	1:02.47	0:35.27 [7]	1:07.54 [6]	1:38.55 [6]	2:09.16 [6]	2:41.02 [5]	2:05.74	2:04.69	+20m	18.61m
		Chris Watson	Lead	Q3			201m	810m	811m	816m	473m	408m	402m	410m	408m				
6	11	EARS PONDER	55.00	0:30.71	04.30	07.87	15.14	1:03.25	1:01.72	1:02.31	0:35.61 [9]	1:07.85 [8]	1:38.87 [8]	2:09.56 [8]	2:41.17 [6]	2:05.56	2:04.77	+25m	20.88m
		Tony Xiriha	Lead	Q3			201m	813m	813m	820m	473m	410m	404m	410m	411m				
7	1	EASTBRO TEX	57.83	0:30.70	03.83	07.18	13.98	1:03.75	1:01.83	1:03.13	0:34.35 [2]	1:06.97 [3]	1:38.11 [3]	2:08.80 [3]	2:41.23 [7]	2:06.88	2:04.84	+1m	21.30m
		Damon Watson	Lead	Q3			203m	802m	803m	808m	470m	405m	398m	405m	404m				

Note: Timing is based on positional data

[] Indicates rank at the end of each section

-:--:-- No data available for this section

N/A Information not available



HARNESS RACING VICTORIA

Cranbourne VIC - C-CLASS

Race 8: CRANBOURNE FENCING PACE - 2080m

15 May 2022 - 8:45PM



RANK	TAB	Horse/ Driver	Top Speed (Km/h)	Fastest Section	First 50m	First 100m	First 200m	First Half	Middle Half	Last Half	Lead Time	1st Quarter	2nd Quarter	3rd Quarter	4th Quarter	Last Mile	Mile Rate	Distance Travelled	Gross Time/ Margin
					03.83	07.18	13.86	1:37.79	2:08.41	2:39.62	0:34.04	1:06.63 (0:32.59)	1:37.79 (0:31.16)	2:08.41 (0:30.62)	2:39.62 (0:31.21)				
8	5	RECKON IM SMART NZ	54.63	0:30.71	04.15	07.70	15.18	1:03.41	1:01.71	1:02.23	0:35.60 [8]	1:08.02 [9]	1:39.02 [9]	2:09.73 [9]	2:41.24 [8]	2:05.64	2:04.84	+6m	21.89m
		Kevin Jnr Weidenbach	Lead	Q3			202m	803m	804m	810m	472m	405m	399m	405m	405m				
9	6	FEISTY PHOEBE	56.59	0:30.56	03.89	07.38	14.56	1:03.21	1:01.55	1:02.61	0:35.98 [10]	1:08.22 [10]	1:39.19 [10]	2:09.77 [10]	2:41.80 [9]	2:05.82	2:05.31	+28m	29.24m
		Rita Burnett	Lead	Q3			203m	812m	812m	816m	480m	410m	403m	409m	407m				
10	2	NO CITY CHICK	56.31	0:30.59	03.92	07.41	14.39	1:03.38	1:01.61	1:04.01	0:34.83 [5]	1:07.19 [4]	1:38.21 [4]	2:08.81 [4]	2:42.23 [10]	2:07.40	2:05.62	+21m	34.80m
		George Schembri	Lead	Q3			201m	812m	810m	816m	473m	410m	402m	409m	408m				

Scratched: LOTAKEVI (10)

Note: Timing is based on positional data

[] Indicates rank at the end of each section

-:--:-- No data available for this section

N/A Information not available

Cranbourne VIC - C-CLASS

Race 9: NUTRIEN EQUINE 3YO & OLDER MAIDEN TROT - 2080m

15 May 2022 - 9:20PM



HARNESS RACING VICTORIA




RANK	TAB	Horse/ Driver	Top Speed (Km/h)	Fastest Section	First 50m	First 100m	First 200m	First Half	Middle Half	Last Half	Lead Time	1st Quarter	2nd Quarter	3rd Quarter	4th Quarter	Last Mile	Mile Rate	Distance Travelled	Gross Time/ Margin
					04.10	07.48	14.42	1:39.73	2:10.18	2:40.94	0:34.68	1:08.95 (0:34.28)	1:39.73 (0:30.77)	2:10.18 (0:30.45)	2:40.94 (0:30.76)				
1	6	IM ABOVE THE LAW	55.36	0:29.88	04.19	07.69	14.75	1:05.08	1:01.79	1:00.91	0:34.95 [2]	1:09.28 [3]	1:40.04 [3]	2:11.07 [4]	2:40.94 [1]	2:05.98	2:04.62	+10m	2:40.94
		(0:34.32)	(0:30.76)	(0:31.03)								(0:29.88)							
		James Herbertson	Lead	Q4			202m	804m	805m	812m	473m	407m	399m	407m	406m	1616m			
2	5	ALDEBARAN DEMI	54.21	0:30.35	04.28	07.86	15.11	1:04.40	1:00.97	1:02.02	0:35.81 [3]	1:09.59 [4]	1:40.22 [4]	2:10.56 [2]	2:42.23 [2]	2:06.41	2:05.62	+17m	17.23m
		(0:33.77)	(0:30.63)	(0:30.35)								(0:31.67)							
		Rodney Petroff	Lead	Q3			201m	812m	811m	812m	472m	410m	403m	409m	403m	1623m			
3	9	QUEEN OF QUEBEC	53.17	0:30.28	04.71	08.35	15.63	1:03.67	1:00.94	1:03.51	0:36.22 [6]	1:09.24 [2]	1:39.90 [2]	2:10.18 [1]	2:43.41 [3]	2:07.18	2:06.55	+21m	33.06m
		(0:33.01)	(0:30.66)	(0:30.28)				(0:33.23)											
		Chris Svanosio	Lead	Q3			201m	814m	812m	812m	473m	411m	404m	408m	405m	1626m			
4	8	BLANCO CANYON	52.68	0:30.59	04.82	08.49	15.76	1:04.28	1:01.77	1:04.28	0:36.32 [7]	1:10.01 [6]	1:40.60 [6]	2:11.78 [5]	2:44.88 [4]	2:08.56	2:07.63	+14m	52.62m
		(0:33.69)	(0:30.59)	(0:31.17)								(0:33.11)							
		Allan Lousada	Lead	Q2			201m	811m	812m	815m	467m	408m	403m	409m	407m	1625m			
5	4	ORPHAN ANDY	53.43	0:30.80	04.32	07.99	15.33	1:04.56	1:02.18	1:05.41	0:35.86 [4]	1:09.64 [5]	1:40.43 [5]	2:11.81 [6]	2:45.84 [5]	2:09.97	2:08.41	0m	65.15m
		(0:33.77)	(0:30.80)	(0:31.38)								(0:34.03)							
		John Justice	Lead	Q2			200m	803m	804m	808m	467m	405m	399m	406m	403m	1611m			
6	3	WISHINGNDREAMING	57.29	0:30.77	04.10	07.48	14.42	1:05.05	1:02.01	1:06.21	0:34.67 [1]	1:08.95 [1]	1:39.73 [1]	2:10.97 [3]	2:45.93 [6]	2:11.25	2:08.49	+3m	66.32m
		(0:34.28)	(0:30.77)	(0:31.25)								(0:34.95)							
		Chris Alford	Lead	Q2			201m	804m	805m	808m	469m	405m	400m	406m	403m	1612m			
7	1	LADY BE LUCKY	55.90	0:30.91	04.24	07.69	14.72	1:09.28	1:03.73	1:04.65	0:36.15 [5]	1:14.52 [8]	1:45.44 [8]	2:18.26 [8]	2:50.08 [7]	2:13.93	2:11.66	+3m	122.60m
		(0:38.37)	(0:30.91)	(0:32.82)								(0:31.83)							
		Daryl Douglas	Lead	Q2			201m	805m	804m	810m	467m	406m	399m	406m	405m	1614m			

Note: Timing is based on positional data

[] Indicates rank at the end of each section

-:--:- No data available for this section

N/A Information not available



HARNESS RACING VICTORIA

Cranbourne VIC - C-CLASS

Race 9: NUTRIEN EQUINE 3YO & OLDER MAIDEN TROT - 2080m

15 May 2022 - 9:20PM



RANK	TAB	Horse/ Driver	Top Speed (Km/h)	Fastest Section	First 50m	First 100m	First 200m	First Half	Middle Half	Last Half	Lead Time	1st Quarter	2nd Quarter	3rd Quarter	4th Quarter	Last Mile	Mile Rate	Distance Travelled	Gross Time/ Margin
					04.10	07.48	14.42	1:39.73	2:10.18	2:40.94	0:34.68	1:08.95 (0:34.28)	1:39.73 (0:30.77)	2:10.18 (0:30.45)	2:40.94 (0:30.76)				
8	7	IMA WALKERVILLE	52.45	0:30.96	04.36	08.11	15.69	1:04.20	1:05.60	1:10.10	0:37.14 [8]	1:10.39 [7]	1:41.35 [7]	2:15.98 [7]	2:51.44 [8]	2:14.28	2:12.74	+9m	140.38m
		Joe Attard	Lead	Q2			202m	806m	804m	809m	472m	408m	398m	406m	404m				
9	2	COULD DOWITHARAIN	50.47	0:31.40	08.21	12.01	19.45	1:05.32	1:04.39	1:06.27	0:41.06 [9]	1:14.99 [9]	1:46.39 [9]	2:19.38 [9]	2:52.65 [9]	2:11.59	2:13.67	+8m	156.73m
		Greg Sugars	Lead	Q2			200m	807m	806m	811m	468m	408m	400m	407m	405m				

Note: Timing is based on positional data

[] Indicates rank at the end of each section

-:--:-- No data available for this section

N/A Information not available