

# Tabcorp Park Melton VIC - M-CLASS

## Race 1: DNR LOGISTICS PACE - 1720m

02 April 2022 - 6:04PM



HARNESS RACING VICTORIA

RANK	TAB	Horse/ Driver	Top Speed (Km/h)	Fastest Section	First 50m 03.16	First 100m 06.32	First 200m 12.88	First Half 1:03.60	Middle Half 1:32.27	Last Half 2:01.63	Lead Time 0:06.94	1st Quarter	2nd Quarter	3rd Quarter	4th Quarter	Last Mile	Mile Rate	Distance Travelled	Gross Time/ Margin
												0:34.43 (0:27.49)	1:03.60 (0:29.17)	1:32.27 (0:28.66)	2:01.63 (0:29.36)				
1	3	PLATINUM STRIDE NZ	57.06	0:28.03	03.41	06.86	13.80	0:56.82	0:57.18	0:57.25	0:07.55 [5]	0:35.59 [6]	1:04.38 [6]	1:32.77 [6]	2:01.63 [1]	1:54.07	1:53.86	+21m	2:01.63
		Ryan Sanderson	Lead	Q1			201m	814m	814m	818m	109m	409m	406m	409m	410m				
2	5	POCKET THEDEAL NZ	56.11	0:28.08	03.47	07.03	14.80	0:57.10	0:56.69	0:57.02	0:07.80 [8]	0:36.28 [9]	1:04.91 [10]	1:32.98 [8]	2:01.92 [2]	1:54.12	1:54.14	+18m	4.00m
		Ellen Tormey	Lead	Q3			202m	814m	813m	814m	110m	408m	407m	406m	409m				
3	8	FIREROCKFIREROLL	61.44	0:27.39	03.56	06.72	13.22	0:56.52	0:57.79	0:58.11	0:07.37 [4]	0:34.77 [3]	1:03.90 [3]	1:32.55 [4]	2:02.00 [3]	1:54.62	1:54.24	+1m	4.81m
		Mark Pitt	Q1	Q1			202m	807m	806m	806m	111m	403m	404m	403m	403m				
4	11	TUPELO BEACH	57.75	0:27.84	03.78	07.17	14.14	0:56.76	0:56.53	0:57.45	0:07.85 [9]	0:35.91 [7]	1:04.61 [8]	1:32.44 [3]	2:02.05 [5]	1:54.20	1:54.33	+22m	5.57m
		Alex Ashwood	Lead	Q3			203m	816m	817m	818m	112m	409m	408m	410m	409m				
5	2	MISTER FORTUNIA NZ	59.39	0:27.89	03.26	06.52	13.48	0:56.86	0:57.52	0:57.97	0:07.22 [3]	0:35.11 [5]	1:04.08 [4]	1:32.64 [5]	2:02.05 [4]	1:54.83	1:54.33	+16m	5.70m
		Kate Gath	Lead	Q1			200m	813m	813m	813m	110m	408m	406m	407m	406m				
6	6	DRAIN THE SWAMP	60.98	0:27.50	03.16	06.40	13.03	0:56.65	0:57.80	0:58.51	0:07.05 [2]	0:34.55 [2]	1:03.70 [2]	1:32.36 [2]	2:02.21 [6]	1:55.16	1:54.42	+17m	7.63m
		Michael Stanley	Lead	Q1			200m	816m	813m	811m	109m	410m	408m	406m	406m				
7	10	CAPTAIN CONFETTI NZ	58.99	0:27.43	03.72	06.100	13.59	0:56.53	0:57.71	0:58.17	0:07.67 [7]	0:35.10 [4]	1:04.20 [5]	1:32.82 [7]	2:02.37 [7]	1:54.70	1:54.61	0m	10.04m
		Jack Laugher	Q1	Q1			202m	806m	805m	806m	111m	404m	403m	403m	403m				

Note: Timing is based on positional data

[ ] Indicates rank at the end of each section

-:--:- No data available for this section

N/A Information not available

# Tabcorp Park Melton VIC - M-CLASS

## Race 1: DNR LOGISTICS PACE - 1720m

02 April 2022 - 6:04PM



HARNESS RACING VICTORIA

RANK	TAB	Horse/ Driver	Top Speed (Km/h)	Fastest Section	First 50m	First 100m	First 200m	First Half	Middle Half	Last Half	Lead Time	1st Quarter	2nd Quarter	3rd Quarter	4th Quarter	Last Mile	Mile Rate	Distance Travelled	Gross Time/ Margin
					03.16	06.32	12.88	1:03.60	1:32.27	2:01.63	0:06.94	0:34.43 (0:27.49)	1:03.60 (0:29.17)	1:32.27 (0:28.66)	2:01.63 (0:29.36)				
8	4	ROSARITO MISS	57.33	0:28.40	03.41	06.93	14.48	0:56.85	0:56.98	0:57.87	0:07.66 [6]	0:36.13 [8]	1:04.52 [7]	1:33.10 [9]	2:02.39 [8]	1:54.72	1:54.61	+9m	10.10m
		Greg Sugars	Lead	Q2			201m	808m	807m	811m	110m	405m	403m	404m	408m				
9	1	MAJOR DELICO	61.55	0:27.48	03.15	06.32	12.88	0:56.65	0:57.84	0:58.88	0:06.94 [1]	0:34.43 [1]	1:03.60 [1]	1:32.27 [1]	2:02.48 [9]	1:55.53	1:54.70	+1m	11.25m
		Bailey McDonough	Q1	Q1			199m	807m	806m	806m	109m	404m	404m	403m	403m				
10	7	LAMANDIER	55.90	0:28.34	03.52	07.21	15.13	0:56.76	0:56.92	0:57.89	0:08.03 [10]	0:36.38 [10]	1:04.79 [9]	1:33.28 [10]	2:02.68 [10]	1:54.64	1:54.89	+11m	14.04m
		Matthew Craven	Lead	Q1			202m	808m	809m	814m	110m	404m	405m	405m	410m				

Scratched: SIMON NZ (9)

Note: Timing is based on positional data

[ ] Indicates rank at the end of each section

-:--:-- No data available for this section

N/A Information not available

# Tabcorp Park Melton VIC - M-CLASS

## Race 2: ALDEBARN PARK TROT - 2240m

02 April 2022 - 6:30PM



HARNESS RACING VICTORIA

RANK	TAB	Horse/ Driver	Top Speed (Km/h)	Fastest Section	First 50m	First 100m	First 200m	First Half	Middle Half	Last Half	Lead Time	1st Quarter	2nd Quarter	3rd Quarter	4th Quarter	Last Mile	Mile Rate	Distance Travelled	Gross Time/ Margin
					03.39	06.80	13.79	1:48.27	2:17.56	2:45.77	0:46.70	1:17.47 (0:30.78)	1:48.27 (0:30.79)	2:17.56 (0:29.30)	2:45.77 (0:28.21)				
1	6	HOPEFUL BEAUTY FRA	55.53	0:27.95	03.66	07.21	14.73	1:01.55	0:59.55	0:56.76	0:47.46 [6]	1:18.27 [6]	1:49.01 [6]	2:17.82 [3]	2:45.77 [1]	1:58.31	1:59.21	+31m	2:45.77
		Josh Duggan	Lead	Q4				203m	814m	815m	818m	635m	409m	407m	409m				
2	8	BALTICA NZ	57.16	0:28.05	03.81	07.22	14.14	1:01.56	1:00.07	0:57.33	0:47.01 [3]	1:17.78 [3]	1:48.57 [3]	2:17.84 [4]	2:45.90 [2]	1:58.88	1:59.28	+2m	1.76m
		Emmett Brosnan	Lead	Q4				202m	805m	806m	806m	628m	403m	403m	405m				
3	1	CLASSY SPIRIT	57.93	0:28.64	03.39	06.80	13.79	1:01.56	1:00.09	0:57.95	0:46.69 [1]	1:17.47 [1]	1:48.27 [1]	2:17.56 [1]	2:46.21 [3]	1:59.51	1:59.50	0m	5.57m
		Lisa Miles	Lead	Q4				200m	804m	806m	805m	627m	403m	403m	404m				
4	2	GOLDEN SUNSET	57.02	0:29.04	03.49	06.91	13.91	1:01.57	1:00.08	0:58.33	0:46.80 [2]	1:17.59 [2]	1:48.38 [2]	2:17.68 [2]	2:46.72 [4]	1:59.91	1:59.86	+22m	12.43m
		Juanita Breen	Lead	Q4				201m	814m	813m	812m	633m	408m	407m	407m				
5	7	ELECTROJET	57.23	0:28.87	03.45	06.90	14.39	1:01.52	0:59.61	0:57.89	0:47.78 [8]	1:18.56 [7]	1:49.30 [7]	2:18.18 [6]	2:47.20 [5]	1:59.41	2:00.22	+32m	19.04m
		Jack Laugher	Lead	Q3				203m	814m	815m	816m	638m	409m	407m	410m				
6	3	SULTAN SASS	56.06	0:29.13	03.51	07.06	14.28	1:01.57	1:00.14	0:58.49	0:47.13 [4]	1:17.94 [4]	1:48.71 [4]	2:18.08 [5]	2:47.20 [6]	2:00.07	2:00.22	+20m	19.10m
		Glen Craven	Lead	Q4				201m	813m	812m	811m	634m	408m	405m	407m				
7	4	IMAMAORIJET	54.04	0:29.31	03.69	07.37	14.57	1:01.56	1:00.09	0:58.66	0:47.32 [5]	1:18.11 [5]	1:48.90 [5]	2:18.21 [7]	2:47.55 [7]	2:00.23	2:00.43	+1m	23.75m
		Lochie Cook	Lead	Q3				201m	804m	806m	806m	630m	401m	403m	404m				

Note: Timing is based on positional data

[ ] Indicates rank at the end of each section


-:--:- No data available for this section

N/A Information not available

# Tabcorp Park Melton VIC - M-CLASS

## Race 2: ALDEBARN PARK TROT - 2240m

02 April 2022 - 6:30PM



HARNESS RACING VICTORIA

RANK	TAB	Horse/ Driver	Top Speed (Km/h)	Fastest Section	First 50m	First 100m	First 200m	First Half	Middle Half	Last Half	Lead Time	1st Quarter	2nd Quarter	3rd Quarter	4th Quarter	Last Mile	Mile Rate	Distance Travelled	Gross Time/ Margin
					03.39	06.80	13.79	1:48.27	2:17.56	2:45.77	0:46.70	1:17.47 (0:30.78)	1:48.27 (0:30.79)	2:17.56 (0:29.30)	2:45.77 (0:28.21)				
8	5	IONA SPIDER	52.57	0:30.48	03.88	07.77	15.09	1:01.65	1:01.25	1:02.38	0:47.74 [7]	1:18.64 [8]	1:49.39 [8]	2:19.88 [8]	2:51.77 [8]	2:04.03	2:03.52	+1m	79.97m
		Chris Alford	Lead	Q3			201m	803m	805m	807m		629m	403m	401m	404m				

Note: Timing is based on positional data

[ ] Indicates rank at the end of each section

-:--:-- No data available for this section

N/A Information not available

# Tabcorp Park Melton VIC - M-CLASS

## Race 3: COLIN REDWOOD MEMORIAL VICTORIAN SQUARE TROTTERS ASSOCIATION TROTTERS HANDICAP FINAL - 2240m



02 April 2022 - 7:03PM



HARNESS RACING VICTORIA

RANK	TAB	Horse/ Driver	Top Speed (Km/h)	Fastest Section	First	First	First	First	Middle	Last	Lead	1st	2nd	3rd	4th	Last Mile	Mile Rate	Distance Travelled	Gross Time/ Margin
					50m	100m	200m	Half	Half	Half	Time	Quarter	Quarter	Quarter	Quarter				
1	2	<b>COPACABANA</b>	<b>51.49</b>	<b>0:28.98</b>	05.16	09.28	16.83	1:01.77	0:59.55	0:58.65	0:50.28 [2]	<b>1:21.48 [2]</b>	<b>1:52.06 [2]</b>	<b>2:21.04 [2]</b>	<b>2:50.70 [1]</b>	2:00.42	2:02.71	+20m	2:50.70
		Greg Sugars	Q3	Q3								(0:31.20)	(0:30.56)	(0:28.98)	(0:29.67)				
2	1	<b>FLING IT RAINBOW</b>	<b>51.75</b>	<b>0:29.05</b>	05.18	09.13	16.56	1:01.72	0:59.55	0:59.01	0:50.08 [1]	<b>1:21.30 [1]</b>	<b>1:51.80 [1]</b>	<b>2:20.86 [1]</b>	<b>2:50.82 [2]</b>	2:00.74	2:02.78	+2m	1.85m
		Darby McGuigan	Lead	Q3							(0:31.22)	(0:30.50)	(0:29.05)	(0:29.97)	404m				
3	3	<b>DARING ANGEL</b>	<b>51.55</b>	<b>0:29.05</b>	05.30	09.49	17.04	1:01.74	0:59.60	0:58.71	0:50.59 [4]	<b>1:21.78 [4]</b>	<b>1:52.34 [4]</b>	<b>2:21.38 [5]</b>	<b>2:51.05 [3]</b>	2:00.45	2:02.100	+20m	4.76m
		Craig Demmler	Lead	Q3								(0:31.18)	(0:30.56)	(0:29.05)	(0:29.66)				
4	10	<b>ALDEBARAN BELLE NZ</b>	<b>51.84</b>	<b>0:29.26</b>	05.82	09.64	17.28	1:01.64	0:59.72	0:58.66	0:50.78 [5]	<b>1:21.96 [5]</b>	<b>1:52.42 [6]</b>	<b>2:21.68 [7]</b>	<b>2:51.08 [4]</b>	2:00.30	2:02.100	0m	5.36m
		Glenn Conroy	Lead	Q3								(0:31.18)	(0:30.46)	(0:29.26)	(0:29.39)				
5	9	<b>ONE MUSCLE HILL NZ</b>	<b>52.84</b>	<b>0:29.26</b>	05.90	09.70	<b>16.98</b>	1:01.69	0:59.73	0:59.06	0:50.41 [3]	<b>1:21.63 [3]</b>	<b>1:52.11 [3]</b>	<b>2:21.36 [4]</b>	<b>2:51.16 [5]</b>	2:00.74	2:03.07	+1m	6.16m
		Monique Burnett	Lead	Q3			199m					805m	805m	804m	629m				
6	6	<b>FLOATING MOUNTAIN</b>	<b>51.47</b>	<b>0:29.11</b>	05.49	09.57	<b>17.50</b>	1:00.64	0:59.14	<b>0:58.34</b>	0:52.30 [11]	<b>1:22.92 [10]</b>	<b>1:52.95 [9]</b>	<b>2:22.06 [10]</b>	<b>2:51.28 [6]</b>	1:58.98	2:03.14	+15m	8.18m
		Matthew Whittle	Q3	Q3			(0:30.61)			(0:30.03)		(0:29.11)	(0:29.23)	402m	403m				
7	8	<b>HIGH IN THE SKY NZ</b>	<b>51.72</b>	<b>0:29.04</b>	06.14	10.28	<b>17.98</b>	1:01.52	0:59.41	0:58.70	0:51.13 [7]	<b>1:22.28 [7]</b>	<b>1:52.65 [7]</b>	<b>2:21.70 [8]</b>	<b>2:51.36 [7]</b>	2:00.22	2:03.21	+10m	8.82m
		John Justice	Q3	Q3			(0:31.16)					(0:30.36)	(0:29.04)	(0:29.66)	403m				

Note: Timing is based on positional data

[ ] Indicates rank at the end of each section

-:--:- No data available for this section


N/A Information not available

# Tabcorp Park Melton VIC - M-CLASS

## Race 3: COLIN REDWOOD MEMORIAL VICTORIAN SQUARE TROTTERS ASSOCIATION TROTTERS HANDICAP FINAL - 2240m



02 April 2022 - 7:03PM



HARNESS RACING VICTORIA

RANK	TAB	Horse/Driver	Top Speed (Km/h)	Fastest Section	First 50m	First 100m	First 200m	First Half	Middle Half	Last Half	Lead Time	1st Quarter	2nd Quarter	3rd Quarter	4th Quarter	Last Mile	Mile Rate	Distance Travelled	Gross Time/Margin
					05.16	09.13	16.56	1:51.80	2:20.86	2:50.70	0:50.09	1:21.30 (0:31.21)	1:51.80 (0:30.50)	2:20.86 (0:29.05)	2:50.70 (0:29.84)				
8	13	IMPERIAL WHIZ NZ	52.68	0:28.87	06.27	10.02	17.64	1:01.46	0:59.15	0:59.04	0:50.94 [6]	1:22.13 [6]	1:52.40 [5]	2:21.27 [3]	2:51.44 [8]	2:00.49	2:03.21	+28m	9.96m
		John Caldwell	Lead	Q3			201m	816m	816m	816m	634m	408m	408m	409m	408m				
9	11	MADEAKILLIN NZ	52.09	0:28.92	05.99	10.02	17.83	1:01.20	0:58.99	0:58.60	0:52.00 [10]	1:23.12 [11]	1:53.21 [11]	2:22.12 [11]	2:51.80 [9]	1:59.79	2:03.50	+34m	14.86m
		Josh Duggan	Q3	Q3			203m	816m	817m	816m	639m	409m	408m	410m	407m				
10	7	CHICAGO H NZ	51.63	0:28.72	05.91	10.13	18.23	1:01.37	0:58.95	0:58.82	0:51.68 [9]	1:22.83 [9]	1:53.06 [10]	2:21.77 [9]	2:51.87 [10]	2:00.18	2:03.56	+33m	16.15m
		Kate Gath	Q3	Q3			203m	817m	818m	819m	634m	409m	409m	410m	410m				
11	4	LOVE GUN	53.15	0:28.65	05.88	09.95	17.92	1:01.41	0:58.90	0:59.55	0:51.37 [8]	1:22.54 [8]	1:52.79 [8]	2:21.43 [6]	2:52.33 [11]	2:00.95	2:03.86	+33m	21.98m
		Chris Alford	Q4	Q3			201m	816m	819m	819m	633m	409m	408m	412m	409m				

Scratched: SARAHLEONIE BOW (5), ALDEBARAN KIRI (12)

Note: Timing is based on positional data

[ ] Indicates rank at the end of each section

-:--:- No data available for this section

N/A Information not available

# Tabcorp Park Melton VIC - M-CLASS

## Race 4: IRT AUSTRALIA SHAKAMAKER CLASSIC - 1720m

02 April 2022 - 7:34PM



HARNESS RACING VICTORIA

RANK	TAB	Horse/ Driver	Top Speed (Km/h)	Fastest Section	First 50m	First 100m	First 200m	First Half	Middle Half	Last Half	Lead Time	1st Quarter	2nd Quarter	3rd Quarter	4th Quarter	Last Mile	Mile Rate	Distance Travelled	Gross Time/ Margin
					03.19	06.52	13.28	1:06.18	1:34.83	2:01.95	0:07.18	0:36.04 (0:28.86)	1:06.18 (0:30.14)	1:34.83 (0:28.66)	2:01.95 (0:27.12)				
1	5	PETRACCA	60.05	0:27.12	03.26	06.49	13.28	0:58.99	0:58.80	0:55.78	0:07.18 [2]	0:36.04 [1] (0:28.85)	1:06.18 [1] (0:30.14)	1:34.83 [1] (0:28.66)	2:01.95 [1] (0:27.12)	1:54.76	1:54.25	+2m	2:01.95
		Nathan Jack	Lead	Q4			201m	807m	805m	806m	110m	407m	401m	404m	403m				
2	3	CAPTAIN FOXTROT	59.80	0:28.72	03.27	06.52	13.41	0:59.28	0:58.83	0:58.52	0:07.17 [1]	0:36.35 [2] (0:29.17)	1:06.45 [2] (0:30.11)	1:35.17 [2] (0:28.72)	2:04.97 [2] (0:29.79)	1:57.79	1:57.05	+1m	40.38m
		Kerryn Manning	Q1	Q3			201m	806m	805m	806m	110m	404m	402m	403m	403m				
3	6	MISTER HUNTER	59.55	0:28.83	03.34	06.57	14.03	0:59.18	0:57.80	0:59.56	0:07.28 [4]	0:37.50 [5] (0:30.21)	1:06.47 [3] (0:28.97)	1:35.30 [3] (0:28.83)	2:06.04 [3] (0:30.73)	1:58.74	1:57.99	+16m	54.62m
		Lance Justice	Lead	Q3			202m	817m	812m	810m	110m	413m	405m	408m	403m				
4	2	SLICE OF CHEDDAR	58.16	0:29.12	03.47	06.80	13.74	0:59.36	0:59.24	1:00.32	0:07.47 [5]	0:36.71 [3] (0:29.24)	1:06.83 [4] (0:30.12)	1:35.95 [4] (0:29.12)	2:07.15 [4] (0:31.20)	1:59.68	1:59.11	0m	69.45m
		Jack Laugher	Q1	Q3			202m	806m	805m	805m	112m	405m	402m	403m	402m				
5	4	THENOTORIOUSEMACEE	56.66	0:29.17	03.57	06.99	14.15	0:59.48	0:58.96	1:00.73	0:07.70 [6]	0:37.38 [4] (0:29.68)	1:07.18 [6] (0:29.79)	1:36.35 [5] (0:29.17)	2:07.91 [5] (0:31.56)	2:00.20	1:59.77	+1m	79.74m
		Chris Alford	Q1	Q3			202m	804m	805m	807m	113m	403m	402m	404m	404m				
6	1	LAVADA GOLD	59.24	0:29.13	03.19	06.52	13.77	0:59.65	0:59.49	1:09.55	0:07.21 [3]	0:37.74 [6] (0:30.52)	1:06.86 [5] (0:29.13)	1:37.22 [6] (0:30.36)	2:16.41 [6] (0:39.19)	2:09.19	2:07.72	+15m	193.40m
		Rita Burnett	Lead	Q2			201m	814m	812m	810m	110m	409m	406m	407m	403m				

Note: Timing is based on positional data

[ ] Indicates rank at the end of each section

-:--:- No data available for this section

N/A Information not available

# Tabcorp Park Melton VIC - M-CLASS

Race 5: GARRARDS PACE - 2240m

02 April 2022 - 8:12PM



HARNESS RACING VICTORIA

RANK	TAB	Horse/ Driver	Top Speed (Km/h)	Fastest Section	First	First	First	First	Middle	Last	Lead	1st	2nd	3rd	4th	Last Mile	Mile Rate	Distance Travelled	Gross Time/ Margin
					50m	100m	200m	Half	Half	Half	Time	Quarter	Quarter	Quarter	Quarter				
1	9	SEBS CHOICE	59.54	0:25.94	03.61	06.86	13.62	1:03.10	1:00.65	0:55.40	0:46.34 [6]	1:18.26 [6]	1:49.45 [6]	2:18.91 [6]	2:44.85 [1]	1:58.50	1:58.49	+24m	2:44.85
		Rhys Nicholson	Lead	Q4			202m	814m	813m	815m	633m	408m	407m	407m	409m				
2	4	JILLIBY NITRO	62.72	0:26.33	03.18	06.25	12.81	1:03.13	1:00.64	0:55.77	0:46.02 [4]	1:17.93 [4]	1:49.15 [4]	2:18.57 [4]	2:44.91 [2]	1:58.89	1:58.56	+27m	0.83m
		Glen Craven	Lead	Q4			202m	813m	812m	814m	638m	408m	406m	407m	409m				
3	3	WHERE'S SEGGY	61.83	0:26.63	03.23	06.39	12.97	1:03.12	1:00.72	0:56.13	0:45.70 [2]	1:17.62 [2]	1:48.83 [2]	2:18.33 [2]	2:44.96 [3]	1:59.25	1:58.56	+21m	1.25m
		James Herbertson	Lead	Q4			202m	815m	814m	811m	634m	408m	408m	407m	405m				
4	2	ONE TWO MANY	61.24	0:26.73	03.24	06.41	12.78	1:03.18	1:00.83	0:56.28	0:45.51 [1]	1:17.42 [1]	1:48.70 [1]	2:18.24 [1]	2:44.97 [4]	1:59.46	1:58.64	+4m	1.57m
		Nathan Jack	Lead	Q4			201m	805m	805m	806m	632m	404m	402m	404m	403m				
5	7	FRANCO JOLTO	57.16	0:26.09	03.72	07.41	14.36	1:02.97	1:00.62	0:55.61	0:46.69 [8]	1:18.57 [7]	1:49.67 [7]	2:19.19 [7]	2:45.28 [5]	1:58.59	1:58.85	0m	5.65m
		Bailey McDonough	Q4	Q4			201m	805m	805m	806m	628m	403m	403m	403m	403m				
6	1	OZZIE PLAYBOY	61.61	0:26.73	03.28	06.44	12.69	1:03.13	1:00.78	0:56.27	0:45.88 [3]	1:17.78 [3]	1:49.01 [3]	2:18.56 [3]	2:45.28 [6]	1:59.41	1:58.85	+1m	5.95m
		Jack Laugher	Lead	Q4			201m	805m	806m	807m	628m	403m	402m	404m	403m				
7	10	RADIUS	58.53	0:26.09	03.84	07.18	13.97	1:03.08	1:00.63	0:55.54	0:46.67 [7]	1:18.59 [8]	1:49.76 [8]	2:19.21 [9]	2:45.30 [7]	1:58.62	1:58.85	+21m	6.06m
		Ryan Sanderson	Lead	Q4			202m	814m	812m	813m	634m	408m	407m	406m	407m				

Note: Timing is based on positional data

[ ] Indicates rank at the end of each section

-:--:- No data available for this section

N/A Information not available



# Tabcorp Park Melton VIC - M-CLASS

Race 5: GARRARDS PACE - 2240m

02 April 2022 - 8:12PM



HARNESS RACING VICTORIA

RANK	TAB	Horse/ Driver	Top Speed (Km/h)	Fastest Section	First 50m	First 100m	First 200m	First Half	Middle Half	Last Half	Lead Time	1st Quarter	2nd Quarter	3rd Quarter	4th Quarter	Last Mile	Mile Rate	Distance Travelled	Gross Time/ Margin
												1:17.42 (0:31.91)	1:48.70 (0:31.28)	2:18.24 (0:29.55)	2:44.85 (0:26.60)				
8	8	<b>GLENAVRIL KING</b>	<b>60.73</b>	<b>0:26.64</b>	<b>03.62</b>	<b>06.81</b>	<b>13.17</b>	1:03.07	1:00.71	0:56.15	0:46.27 [5]	<b>1:18.18 [5]</b>	<b>1:49.35 [5]</b>	<b>2:18.88 [5]</b>	<b>2:45.51 [8]</b>	1:59.23	1:58.100	<b>+2m</b>	<b>8.85m</b>
		Michael Stanley	Lead	Q4			201m	805m	806m	808m	628m	403m	403m	404m	406m				
9	6	<b>GO DANCING</b>	<b>57.63</b>	<b>0:26.39</b>	<b>03.48</b>	<b>06.89</b>	<b>13.97</b>	1:03.03	1:00.28	0:55.53	0:47.02 [9]	<b>1:18.91 [9]</b>	<b>1:50.05 [9]</b>	<b>2:19.20 [8]</b>	<b>2:45.59 [9]</b>	1:58.56	1:59.07	<b>+31m</b>	<b>9.95m</b>
		Mark Pitt	Lead	Q4			204m	815m	815m	818m	637m	409m	407m	408m	410m				

Scratched: DUKE OF DUNDEE NZ (5)

Note: Timing is based on positional data

[ ] Indicates rank at the end of each section

-:--:-- No data available for this section

N/A Information not available

# Tabcorp Park Melton VIC - M-CLASS

## Race 6: THE BIG SCREEN COMPANY PACE - 1720m

02 April 2022 - 7:51PM



HARNESS RACING VICTORIA

RANK	TAB	Horse/ Driver	Top Speed (Km/h)	Fastest Section	First 50m 03.13	First 100m 06.21	First 200m 12.55	First Half 1:03.06	Middle Half 1:30.83	Last Half 1:59.12	Lead Time 0:06.82	1st Quarter	2nd Quarter	3rd Quarter	4th Quarter	Last Mile	Mile Rate	Distance Travelled	Gross Time/ Margin
												0:34.32 (0:27.50)	1:03.06 (0:28.73)	1:30.83 (0:27.77)	1:59.12 (0:28.28)				
1	7	<b>BOOTS ELECTRIC NZ</b>	<b>60.29</b>	<b>0:27.21</b>	03.23	06.46	13.07	0:55.94	0:56.50	0:56.06	0:07.11 [5]	<b>0:34.32 [1]</b>	<b>1:03.06 [1]</b>	<b>1:30.83 [1]</b>	<b>1:59.12 [1]</b>	1:52.01	1:51.53	+8m	1:59.12
		Nathan Jack	Q1	Q1								(0:27.21)	(0:28.73)	(0:27.77)	(0:28.30)				
2	8	<b>MAJOR ROLL</b>	<b>60.68</b>	<b>0:27.39</b>	03.54	06.75	13.09	0:56.59	0:57.01	0:55.49	0:07.39 [7]	<b>0:35.06 [5]</b>	<b>1:03.98 [6]</b>	<b>1:32.07 [6]</b>	<b>1:59.47 [2]</b>	1:52.08	1:51.90	0m	4.90m
		Jack Laugher	Q1	Q4								(0:27.67)	(0:28.92)	(0:28.09)	(0:27.39)				
3	11	<b>BULLETPROOF BOY</b>	<b>56.62</b>	<b>0:27.03</b>	03.82	07.24	14.10	0:56.93	<b>0:55.72</b>	<b>0:54.62</b>	0:07.93 [10]	<b>0:36.18 [10]</b>	<b>1:04.87 [10]</b>	<b>1:31.90 [5]</b>	<b>1:59.49 [3]</b>	1:51.55	1:51.90	+25m	5.10m
		Scott Ewen	Lead	Q3					(0:28.24)	(0:28.69)		(0:27.03)	(0:27.60)	204m	818m				
4	3	<b>KHAKI NUI NZ</b>	<b>59.21</b>	<b>0:27.89</b>	03.35	06.67	13.24	0:56.94	0:56.98	0:55.98	0:07.32 [6]	<b>0:35.39 [7]</b>	<b>1:04.27 [8]</b>	<b>1:32.37 [9]</b>	<b>2:00.25 [4]</b>	1:52.93	1:52.65	+7m	15.30m
		Ellen Tormey	Q1	Q4								(0:28.06)	(0:28.88)	(0:28.10)	(0:27.89)				
5	9	<b>VINTAGE CHEDDAR NZ</b>	<b>58.67</b>	<b>0:27.87</b>	03.68	06.97	13.55	<b>0:55.76</b>	0:55.100	0:57.17	0:07.63 [8]	<b>0:35.53 [8]</b>	<b>1:03.40 [3]</b>	<b>1:31.52 [3]</b>	<b>2:00.56 [5]</b>	1:52.93	1:52.93	+18m	19.50m
		Kate Gath	Q1	Q2				(0:27.89)	(0:27.87)	(0:28.13)		(0:29.04)	203m	816m	814m				
6	1	<b>LOVE INA CHEVY NZ</b>	<b>61.08</b>	<b>0:27.67</b>	03.25	06.43	12.69	0:56.62	0:57.10	0:57.04	0:07.06 [4]	<b>0:34.74 [3]</b>	<b>1:03.69 [4]</b>	<b>1:31.83 [4]</b>	<b>2:00.72 [6]</b>	1:53.66	1:53.03	+3m	21.50m
		Lance Justice	Q1	Q1								(0:27.67)	(0:28.95)	(0:28.15)	(0:28.89)				
7	5	<b>HULI NIEN</b>	<b>61.66</b>	<b>0:28.24</b>	03.17	06.28	12.86	0:57.03	0:57.11	0:57.06	0:06.95 [3]	<b>0:35.19 [6]</b>	<b>1:03.99 [7]</b>	<b>1:32.30 [8]</b>	<b>2:01.04 [7]</b>	1:54.09	1:53.40	+19m	25.80m
		John Justice	Q1	Q1								(0:28.24)	(0:28.79)	(0:28.32)	(0:28.74)				

Note: Timing is based on positional data

[ ] Indicates rank at the end of each section

-:--:- No data available for this section

N/A Information not available



# Tabcorp Park Melton VIC - M-CLASS

## Race 6: THE BIG SCREEN COMPANY PACE - 1720m

02 April 2022 - 7:51PM



HARNESS RACING VICTORIA

RANK	TAB	Horse/Driver	Top Speed (Km/h)	Fastest Section	First 50m	First 100m	First 200m	First Half	Middle Half	Last Half	Lead Time	1st Quarter	2nd Quarter	3rd Quarter	4th Quarter	Last Mile	Mile Rate	Distance Travelled	Gross Time/Margin
					03.13	06.21	12.55	1:03.06	1:30.83	1:59.12	0:06.82	0:34.32 (0:27.50)	1:03.06 (0:28.73)	1:30.83 (0:27.77)	1:59.12 (0:28.28)				
8	10	BETTOR BE THE BOMB	57.32	0:27.82	03.72	07.15	13.89	0:56.75	0:56.54	0:56.90	0:07.86 [9]	0:35.89 [9]	1:04.61 [9]	1:32.43 [10]	2:01.51 [8]	1:53.65	1:53.77	+23m	32m
		Kerryn Manning	Q1	Q3			201m	815m	813m	819m		111m	410m	406m	409m				
9	6	SIRLETIC	63.04	0:27.62	03.13	06.21	12.55	0:56.51	0:57.01	0:58.21	0:06.82 [1]	0:34.45 [2]	1:03.34 [2]	1:31.46 [2]	2:01.55 [9]	1:54.73	1:53.87	+4m	32.60m
		James Herbertson	Q1	Q1			201m	809m	804m	805m	109m	408m	402m	403m	403m				
10	4	LETSROCKLETSROLL	62.32	0:27.95	03.14	06.26	12.59	0:56.81	0:57.31	0:59.59	0:06.88 [2]	0:34.84 [4]	1:03.69 [5]	1:32.14 [7]	2:03.28 [10]	1:56.40	1:55.46	+13m	56m
		Bailey McDonough	Q1	Q1			199m	812m	811m	812m	108m	408m	405m	407m	405m				

Scratched: RISHI NZ (2)

Note: Timing is based on positional data

[ ] Indicates rank at the end of each section

-:--:-- No data available for this section

N/A Information not available

# Tabcorp Park Melton VIC - M-CLASS

Race 7: NUTRIEN PACE - 2240m

02 April 2022 - 9:24PM



HARNESS RACING VICTORIA

RANK	TAB	Horse/Driver	Top Speed (Km/h)	Fastest Section	First 50m	First 100m	First 200m	First Half	Middle Half	Last Half	Lead Time	1st Quarter	2nd Quarter	3rd Quarter	4th Quarter	Last Mile	Mile Rate	Distance Travelled	Gross Time/Margin
1	8	SWEET LOUISE	59.36	0:28.52	03.66	06.93	13.51	0:58.96	0:59.61	0:57.73	0:44.25 [6]	1:12.77 [7]	1:43.22 [10]	2:12.39 [8]	2:40.94 [1]	1:56.69	1:55.72	+10m	2:40.94
		Greg Sugars	Lead	Q1			200m	806m	808m	817m	628m	405m	402m	407m	411m				
2	7	EVA MATEO	64.19	0:28.67	03.05	06.07	12.73	0:59.14	1:00.14	0:58.38	0:43.46 [3]	1:12.17 [3]	1:42.60 [4]	2:12.32 [7]	2:40.99 [2]	1:57.53	1:55.72	0m	0.76m
		Kerryn Manning	Lead	Q4			200m	805m	805m	808m	627m	404m	402m	404m	405m				
3	9	ROCKINGWITHSIERRA	58.79	0:28.26	03.65	06.98	13.69	0:58.46	0:58.95	0:58.50	0:44.09 [5]	1:12.35 [4]	1:42.55 [3]	2:11.30 [1]	2:41.05 [3]	1:56.95	1:55.79	+18m	1.50m
		Kate Gath	Lead	Q1			201m	812m	813m	813m	634m	407m	406m	408m	406m				
4	2	PRAY TELL	59.98	0:28.80	03.33	06.56	13.22	0:59.13	0:59.56	0:58.84	0:43.11 [1]	1:11.92 [2]	1:42.24 [1]	2:11.48 [2]	2:41.09 [4]	1:57.97	1:55.79	+10m	2.00m
		Ellen Tormey	Lead	Q1			201m	810m	809m	806m	634m	406m	405m	405m	402m				
5	5	RUBY WINGATE	58.23	0:28.18	03.42	06.85	14.42	0:57.78	0:58.38	0:58.84	0:45.07 [10]	1:13.25 [10]	1:42.85 [6]	2:11.64 [3]	2:41.68 [5]	1:56.61	1:56.22	+28m	10.12m
		Michael Stanley	Lead	Q1			203m	816m	818m	815m	637m	408m	409m	409m	407m				
6	3	LARAJAY MACRAY	58.23	0:28.22	03.35	06.84	14.27	0:58.41	0:59.03	0:58.90	0:44.73 [8]	1:12.95 [8]	1:43.15 [9]	2:11.98 [5]	2:42.04 [6]	1:57.31	1:56.51	+14m	14.62m
		Josh Dickie	Lead	Q1			202m	814m	811m	807m	633m	409m	406m	405m	402m				
7	6	AJAY BREEZY ROSE	57.38	0:28.00	03.45	07.02	14.72	0:57.70	0:58.74	0:58.97	0:45.42 [11]	1:13.42 [11]	1:43.13 [8]	2:12.16 [6]	2:42.09 [7]	1:56.67	1:56.51	+22m	15.52m
		Ricky Duggan	Lead	Q1			203m	812m	817m	817m	634m	404m	409m	409m	409m				

Note: Timing is based on positional data

[ ] Indicates rank at the end of each section

-:--:- No data available for this section

N/A Information not available

# Tabcorp Park Melton VIC - M-CLASS

## Race 7: NUTRIEN PACE - 2240m

02 April 2022 - 9:24PM



HARNESS RACING VICTORIA

RANK	TAB	Horse/ Driver	Top Speed (Km/h)	Fastest Section	First 50m	First 100m	First 200m	First Half	Middle Half	Last Half	Lead Time	1st Quarter	2nd Quarter	3rd Quarter	4th Quarter	Last Mile	Mile Rate	Distance Travelled	Gross Time/ Margin
					03.05	06.07	12.73	1:42.24	2:11.30	2:40.94	0:43.12	1:11.88 (0:28.76)	1:42.24 (0:30.36)	2:11.30 (0:29.06)	2:40.94 (0:29.64)				
8	10	SPORT MENTAL NZ	57.11	0:28.27	03.86	07.32	14.08	0:58.46	0:59.26	0:59.26	0:44.38 [7]	1:12.65 [6]	1:42.84 [5]	2:11.91 [4]	2:42.10 [8]	1:57.72	1:56.51	+19m	15.54m
		Josh Duggan	Lead	Q1			201m	814m	813m	813m	632m	408m	407m	407m	407m				
9	1	HOLI STARZZZ	60.18	0:28.52	03.35	06.60	13.08	0:58.95	1:00.78	1:00.91	0:43.93 [4]	1:12.46 [5]	1:42.89 [7]	2:13.23 [10]	2:43.80 [9]	1:59.86	1:57.73	0m	38.18m
		James Herbertson	Lead	Q1			201m	805m	805m	808m	629m	404m	402m	404m	405m				
10	11	SEW WHAT	56.73	0:28.22	04.04	07.66	14.49	0:58.50	0:59.75	1:01.48	0:44.91 [9]	1:13.13 [9]	1:43.42 [11]	2:12.89 [9]	2:44.90 [10]	1:59.99	1:58.52	+4m	52.84m
		Lance Justice	Lead	Q1			202m	808m	813m	809m	629m	403m	406m	408m	402m				
11	4	KEKOA	61.28	0:28.74	03.22	06.40	12.92	0:59.14	1:03.33	1:19.11	0:43.13 [2]	1:11.88 [1]	1:42.28 [2]	2:15.20 [11]	3:01.40 [11]	2:18.26	2:10.38	0m	273.22m
		Mark Pitt	Lead	Q1			201m	804m	804m	805m	631m	403m	402m	402m	403m				

Note: Timing is based on positional data

[ ] Indicates rank at the end of each section

-:--:- No data available for this section

N/A Information not available

# Tabcorp Park Melton VIC - M-CLASS

Race 8: TAB UNCLE PETRIKA TROTTERS FREE FOR ALL (GROUP 3) - 1720m

02 April 2022 - 9:53PM



HARNESS RACING VICTORIA

RANK	TAB	Horse/ Driver	Top Speed (Km/h)	Fastest Section	First 50m	First 100m	First 200m	First Half	Middle Half	Last Half	Lead Time	1st Quarter	2nd Quarter	3rd Quarter	4th Quarter	Last Mile	Mile Rate	Distance Travelled	Gross Time/ Margin
					03.25	06.54	13.37	1:07.66	1:36.94	2:05.23	0:07.21	0:36.84 (0:29.63)	1:07.66 (0:30.82)	1:36.94 (0:29.28)	2:05.23 (0:28.28)				
1	6	CREDIT MASTER NZ	54.45	0:27.38	03.52	07.62	16.46	1:00.07	0:59.21	0:56.64	0:08.52 [7]	0:38.64 [7]	1:08.59 [6]	1:37.85 [8]	2:05.23 [1]	1:56.71	1:57.31	+9m	2:05.23
		Matthew Craven	Q4	Q4			200m	809m	809m	809m	109m	406m	404m	405m	405m				
2	5	ALWAYS READY	59.50	0:28.36	03.25	06.54	13.37	1:00.45	1:00.10	0:57.65	0:07.21 [1]	0:36.84 [1]	1:07.66 [1]	1:36.94 [1]	2:05.30 [2]	1:58.09	1:57.31	+2m	0.78m
		Jack Laugher	Lead	Q4			199m	806m	807m	807m	109m	403m	403m	404m	403m				
3	2	NEPHEW OF SONOKO	54.99	0:27.78	03.67	07.23	14.32	1:00.32	0:59.99	0:57.06	0:07.95 [5]	0:37.56 [3]	1:08.27 [4]	1:37.55 [6]	2:05.33 [3]	1:57.38	1:57.41	0m	1.41m
		Nathan Jack	Q1	Q4			200m	805m	807m	806m	110m	402m	403m	404m	403m				
4	8	TEMPORALE NZ	54.58	0:27.69	04.27	07.96	15.28	1:00.33	0:59.06	0:56.42	0:08.67 [8]	0:38.68 [8]	1:09.00 [8]	1:37.75 [7]	2:05.43 [4]	1:56.76	1:57.50	+22m	2.59m
		Chris Alford	Q4	Q4			201m	814m	816m	819m	111m	407m	407m	409m	411m				
5	7	SUNDONS COURAGE	59.06	0:28.26	03.33	06.62	13.78	1:00.73	0:59.63	0:57.45	0:07.32 [2]	0:37.63 [4]	1:08.06 [3]	1:37.26 [3]	2:05.51 [5]	1:58.18	1:57.50	+15m	3.85m
		James Herbertson	Q1	Q4			200m	814m	813m	812m	109m	408m	407m	407m	406m				
6	3	JUST BELIEVE	56.98	0:28.28	03.41	06.84	13.84	1:00.42	1:00.01	0:57.56	0:07.55 [3]	0:37.23 [2]	1:07.97 [2]	1:37.24 [2]	2:05.54 [6]	1:57.98	1:57.59	0m	4.05m
		Rodney Petroff	Lead	Q4			199m	805m	806m	806m	109m	403m	403m	404m	403m				
7	4	KYVALLEY CHIEF NZ	55.48	0:28.07	03.53	07.04	14.24	1:00.56	0:59.60	0:57.26	0:07.77 [4]	0:37.93 [5]	1:08.35 [5]	1:37.54 [5]	2:05.61 [7]	1:57.83	1:57.59	+18m	5.00m
		Josh Duggan	Lead	Q4			200m	815m	814m	814m	109m	409m	407m	408m	407m				

Note: Timing is based on positional data

[ ] Indicates rank at the end of each section


-:--:- No data available for this section

N/A Information not available

# Tabcorp Park Melton VIC - M-CLASS

Race 8: TAB UNCLE PETRIKA TROTTERS FREE FOR ALL (GROUP 3) - 1720m

02 April 2022 - 9:53PM



HARNESS RACING VICTORIA

RANK	TAB	Horse/Driver	Top Speed (Km/h)	Fastest Section	First 50m	First 100m	First 200m	First Half	Middle Half	Last Half	Lead Time	1st Quarter	2nd Quarter	3rd Quarter	4th Quarter	Last Mile	Mile Rate	Distance Travelled	Gross Time/Margin
8	9	CHINESE WHISPER NZ Kate Gath	55.25	0:28.81	04.07	07.56	14.93	1:00.37	0:59.15	1:09.47	0:08.30 [6]	0:36.84 (0:29.63)	1:07.66 (0:30.82)	1:36.94 (0:29.28)	2:05.23 (0:28.28)	2:09.84	2:09.38	+22m	172.28m
			Lead	Q3								(0:30.03)	(0:30.34)	(0:28.81)	(0:40.65)				

Scratched: MORETON BAY (1)

Note: Timing is based on positional data

[ ] Indicates rank at the end of each section

-:--:-- No data available for this section

N/A Information not available

# Tabcorp Park Melton VIC - M-CLASS

Race 9: HYGAIN PACE - 1720m

02 April 2022 - 10:22PM



HARNESS RACING VICTORIA

RANK	TAB	Horse/ Driver	Top Speed (Km/h)	Fastest Section	First 50m	First 100m	First 200m	First Half	Middle Half	Last Half	Lead Time	1st Quarter	2nd Quarter	3rd Quarter	4th Quarter	Last Mile	Mile Rate	Distance Travelled	Gross Time/ Margin
					03.28	06.53	13.32	1:05.17	1:33.99	2:03.18	0:07.23	0:35.01 (0:27.78)	1:05.17 (0:30.16)	1:33.99 (0:28.83)	2:03.18 (0:29.19)				
1	10	LADY LANI	55.48	0:28.15	03.88	07.42	14.39	0:57.94	0:58.36	0:57.11	0:08.12 [8]	0:36.28 [7]	1:06.06 [7]	1:34.63 [7]	2:03.18 [1]	1:55.06	1:55.37	+20m	2:03.18
		Chris Alford	Q1	Q1			201m	812m	814m	818m	111m	407m	406m	409m	410m				
2	4	BELIEVE IN FOREVER	53.70	0:28.28	03.68	07.44	14.74	0:58.17	0:58.30	0:56.83	0:08.18 [9]	0:36.59 [8]	1:06.36 [9]	1:34.90 [8]	2:03.18 [2]	1:54.100	1:55.37	+21m	0.08m
		Ellen Tormey	Q4	Q4			202m	814m	813m	818m	110m	410m	406m	408m	411m				
3	1	LEIGHA MILLER	58.38	0:27.70	03.28	06.64	13.32	0:57.87	0:58.99	0:58.06	0:07.30 [2]	0:35.01 [1]	1:05.17 [2]	1:33.99 [1]	2:03.23 [3]	1:55.92	1:55.37	+1m	0.58m
		James Herbertson	Q1	Q1			200m	805m	805m	807m	111m	403m	402m	404m	404m				
4	3	BALENCIAGO	56.82	0:28.14	03.43	06.87	13.85	0:58.22	0:58.85	0:57.70	0:07.57 [4]	0:35.72 [5]	1:05.80 [6]	1:34.56 [6]	2:03.51 [4]	1:55.92	1:55.65	+6m	4.36m
		Kate Gath	Lead	Q1			202m	813m	805m	805m	110m	411m	403m	403m	403m				
5	8	ULTIMATE VINNIE	58.92	0:27.69	03.66	06.92	13.57	0:57.88	0:59.01	0:58.14	0:07.57 [5]	0:35.28 [3]	1:05.46 [4]	1:34.28 [3]	2:03.61 [5]	1:56.02	1:55.74	+1m	5.75m
		Bailey McDonough	Q1	Q1			201m	806m	806m	806m	111m	404m	403m	403m	404m				
6	7	SPORTS WRACK	59.63	0:28.51	03.28	06.53	13.48	0:58.52	0:58.81	0:58.09	0:07.22 [1]	0:35.73 [6]	1:05.74 [5]	1:34.54 [5]	2:03.84 [6]	1:56.62	1:56.02	+19m	8.80m
		John Justice	Lead	Q1			201m	817m	812m	812m	110m	411m	406m	407m	406m				
7	2	STORMONT STAR	57.87	0:27.59	03.39	06.72	13.47	0:57.74	0:59.18	0:58.70	0:07.42 [3]	0:35.01 [2]	1:05.17 [1]	1:34.20 [2]	2:03.87 [7]	1:56.44	1:56.02	+15m	9.13m
		Jack Laugher	Q1	Q1			201m	813m	811m	812m	111m	408m	406m	407m	406m				

Note: Timing is based on positional data

[ ] Indicates rank at the end of each section

-:--:- No data available for this section


N/A Information not available



# Tabcorp Park Melton VIC - M-CLASS

Race 9: HYGAIN PACE - 1720m

02 April 2022 - 10:22PM



HARNESS RACING VICTORIA

RANK	TAB	Horse/ Driver	Top Speed (Km/h)	Fastest Section	First 50m	First 100m	First 200m	First Half	Middle Half	Last Half	Lead Time	1st Quarter	2nd Quarter	3rd Quarter	4th Quarter	Last Mile	Mile Rate	Distance Travelled	Gross Time/ Margin
					03.28	06.53	13.32	1:05.17	1:33.99	2:03.18	0:07.23	0:35.01 (0:27.78)	1:05.17 (0:30.16)	1:33.99 (0:28.83)	2:03.18 (0:29.19)				
8	9	<b>SIMON NZ</b>	<b>57.70</b>	<b>0:27.71</b>	<b>03.69</b>	<b>07.06</b>	<b>13.84</b>	<b>0:57.72</b>	0:58.90	0:58.52	0:07.73 [6]	<b>0:35.44 [4]</b>	<b>1:05.45 [3]</b>	<b>1:34.34 [4]</b>	<b>2:03.96 [8]</b>	1:56.23	1:56.12	<b>+18m</b>	<b>10.23m</b>
		Alex Ashwood	Q1	Q1			202m	<b>813m</b>	813m	816m	112m	408m	406m	408m	409m				
9	5	<b>TIMELY SOVEREIGN</b>	<b>53.58</b>	<b>0:28.70</b>	<b>03.70</b>	<b>07.34</b>	<b>14.84</b>	0:58.11	0:58.52	0:59.81	0:08.10 [7]	<b>0:36.81 [9]</b>	<b>1:06.22 [8]</b>	<b>1:35.32 [9]</b>	<b>2:06.04 [9]</b>	1:57.93	1:57.99	<b>+4m</b>	<b>37.80m</b>
		Abby Sanderson	Lead	Q1			204m	810m	804m	804m	112m	409m	<b>402m</b>	403m	402m				

Scratched: TOO THE MAX (6)

Note: Timing is based on positional data

[ ] Indicates rank at the end of each section

-:--:-- No data available for this section

N/A Information not available